

# AMATEUR ATHLETIC UNION TAEKWONDO



## Table of Contents

Amateur Athletic Union  
Taekwondo Handbook  
2013



2013

# AAU Taekwondo Handbook

National Sport Committee Governance and Administration	1
Officials Program Governance and Administration	4
General Competition Guidelines	9
Point Style Sparring	13
Olympic Style Sparring	24
Forms/Patterns	38
Team Forms/Patterns	44
Eligibility Requirements for Nationals Competitions	45
Eligibility Requirements for National Team	46
Other Matters	49
Excerpts from AAU Code Book	50
Appendix A – Hand Signals	55
Appendix B – Protest Form	63
Appendix C – Korean Terminology	64
Appendix D – Bracketing	65

## AAU TAEKWONDO Hand Book & Regulations

### PREAMBLE

The AAU Taekwondo National Committee has been established in order to promote the benefits of participation in athletics and hereby adopts these rules and regulations for the advancement of that purpose.

### **National Sport Committee Governance and Administration**

#### **National Committee Structure and Procedures**

**National Sport Chair** – The President of the AAU appoints the Chair from the recommendations of the National Sport Committee after approval of a majority of the National Officers

**Executive Committee Composition** – The AAU Taekwondo National Chair appoints all Executive Committee positions.

**National Sport Committee Composition** – The Committee will consist of the National Sports Chair, the elected chairs as defined by the sports operating rules, the elected or appointed Sport Director of each District, or a representative designated by the District Governor and one appointed representative from each affiliated member that registers members in the sport. The President of the AAU may appoint up to five (5) Members-at-Large.

**Technical Rules Committee** – The Technical Rules Committee shall be a direct working body within the National Committee.

**Purpose** – The purpose of this committee shall be to consider and adopt competition policy and competition rules.

#### **Representation**

- a. The National Sport Chair shall appoint the Chair of the Technical Rules Committee.
- b. The Technical Rules Committee will consist of the Regional Directors, the National Chief Referee, and the Directors of the top ten Districts by number of registered members as of 06/15 of the current year.

**Voting Privileges** – Persons eligible to vote shall be the National Sport Chair, elected or appointed officers, chairs of Committees as defined by the sports operating rules, the elected or appointed District Sport Director or a representative from each affiliated member that registers members in the sport, and any members-at-large. Only representatives from Districts which registered a minimum of .5% (a half percent) of the total number of athletes in that sport in the previous year shall be allowed to vote in the National Sport Committee Meeting.

### **Regional Structure**

**Purpose** – The AAU Districts are combined into Regions for AAU competition. These Regions are formed in order to reduce the travel distance for athletes competing in Regional competition and to equalize the competition.

#### **Region Descriptions**

**Region 1** – New England, Adirondack, Niagara, Connecticut, NY Metropolitan, New Jersey

**Region 2** – Middle Atlantic, Maryland, Potomac Valley, Virginia, Western Pennsylvania

**Region 3** – North Carolina, South Carolina, Georgia, Southeastern

**Region 4** – Florida, Florida Gold Coast

**Region 5** – Hawaii

**Region 6** – Indiana, Kentucky, Ohio, Lake Erie, Michigan, Central, West Virginia

**Region 7** – Wisconsin, Minnesota, Iowa, Nebraska

**Region 8** – Missouri Valley, Ozark, Oklahoma, Arkansas

**Region 9** – Gulf, Southwestern, South Texas, West Texas, Southern

**Region 10** – New Mexico, Arizona, Colorado, Utah

**Region 11** – Montana, North Dakota, South Dakota, Wyoming

**Region 12** – Alaska, Inland Empire, Pacific Northwest, Oregon

**Region 13** – Southern Pacific, Central California, Pacific Southwest, Southern Nevada, Pacific

**Region 14** – Mid-East Districts and expatriate U.S. citizens in surrounding countries including the island Cyprus

**Region 15** – Puerto Rico District, U.S. Virgin Islands and expatriate U.S. citizens in the Caribbean area

#### **Regional Taekwondo Directors**

**Purpose & Function** – It is the aim of the Amateur Athletic Union National Taekwondo Committee to have the Regional Taekwondo Director act as representative of the Executive Committee within their region.

**Scope** – The National Sport Chair shall coordinate the activities of the Regional Taekwondo Director.

**Term of Appointment** – The National Taekwondo Chair, with the advice of the Executive Committee, shall appoint the Regional Taekwondo Director on a biannual basis.

**Duties** – It is the aim of the Amateur Athletic Union National Taekwondo Committee to have an AAU Regional Director in each of the Regions to represent the AAU National Committee and it will be their duty to:

- a. Answer any questions concerning the AAU Taekwondo program for the AAU
- b. Assist the Districts within their Region in organizing and conducting the District and Regional AAU Sports Taekwondo Program
- c. Conduct and Coordinate Regional Championships
- d. Develop and conduct, with the approval of the National Taekwondo Sport Chair, Taekwondo competition where the Districts have none planned, including a District or Regional Qualifier
- e. Conduct any Regional and/or National aspects of the Program on behalf of National AAU Taekwondo
- f. Coordinate the sports programs of the Districts to ensure that the best interest of the sport is served
- g. To ensure compliance to the Official Code of the Amateur Athletic Union, and to the Rules and Regulations of the National AAU Taekwondo Committee
- h. Promote Taekwondo throughout their Region

- i. Shall recommend Clinic Administrators to the Executive Committee
- j. Shall ensure that the local Districts conduct championships in accordance with the guidelines of the National Taekwondo Sport Committee
- k. Shall work with District Sports Directors so as to facilitate growth and excellence sport of Taekwondo within their Region

### **District Structure**

**Purpose** – Districts are divided as per AAU Code. It is the aim of the AAU Taekwondo Program to have a District Taekwondo Sport Director in each District. It will be the responsibility of the AAU Taekwondo District Sport Director to disseminate information about AAU Taekwondo for the purpose of growing AAU Taekwondo in their respective Districts and to conduct annual District Qualifying events. This annual event will qualify competitors to compete in the AAU Taekwondo National Championship.

### **Sport Committee Meetings**

**National Sport Committee Regular Meetings** – Regular Meetings of the National Sport Committee shall be in conjunction with the AAU Convention.

**Non-Regular Sport Committee Meetings** – National Sport Committees may hold a Non-Regular National Sport Committee meeting in odd years subject to the following provisions:

1. The meeting is called by the Chair following approval of the National Office.
2. The National Office has the right to coordinate the meeting and pick the site for the meeting.

**National Sport Committee Special Meetings** – Special meetings of a Committee are scheduled at the request of the Chair or upon written request of at least one half (1/2) of the Committee Members. The purpose of the Special meeting must be stated in the Notice for the meeting.

**National Sport Executive Committee Meetings** – The National Chair shall determine the date and location of the Executive Committee Meetings.

**Agenda Additions** Sport Committee Meeting Order (Agendas) – The Regular National Sport Committee meetings, the Non-Regular National Sport Committee meetings, and National Sport Committee Special meetings shall follow meeting order (agenda format) as establish by Code (Bylaw 9.5).

## **Officials Program Governance and Administration**

**Officials Program Administrator** – The Officials Program Administrator will work directly with the National Sport Chair and National Chief Referee to administer all aspects of the Officials Program. The Officials Program Administrator will:

1. Work directly with the Clinic Administrators from across the country to process information about those that have attended clinics. The Administrator will maintain a database of information about Officials that will be used in order to conduct local, regional and national competition.
2. Work with the Clinic Administrators (CAs) to insure that they are given the information and materials that are needed to train the most highly informed Officials in the country.
3. Update the Officials Database with information on attendance and upgrades of Officials at local, regional and national competition. Compile a list of those that are certified for use by those conducting sanctioned events.
4. Work with the National Executive Committee to make sure that the Officials Program is being run effectively.
5. Prepare Official Badges and Coaches Passes with ID photos for those that register to participate in National Events.

### **Officials Program/Purpose and Function**

**How to Become (RE) Certified** – All AAU officials are required to become (RE) certified through a recognized Clinic Administrator on a yearly basis. Officials must be (RE) certified EACH YEAR prior to District or Regional qualifying competition. Certified officials wishing to officiate at a National event are expected to also take ONE of the National Clinics, offered at the National Championships and AAU Junior Olympic Games, before they will be allowed to work either National event. Since the Nationals are NORMALLY held first, an official must attend the Nationals' clinic in order to work the Nationals and his/her certification will allow him/her to work Nationals and/or AAU Junior Olympic Games. Should an official only work the AAU Junior Olympic Games, they must attend the AAU Junior Olympic Games Clinic that will be offered at that event.

**Who is Authorized to Conduct Clinics** – Only certified Clinic Administrators and the National Chief Referee may conduct clinics. Clinic Administrators are appointed by the National Sports Chair upon the recommendation of the National Chief Referee. A complete list of clinic administrators is listed on the website at [www.aautaekwondo.org](http://www.aautaekwondo.org). All questions regarding clinics and clinic administrators should be directed to the Officials Program Administrator.

**When are Clinics Allowed to be Conducted** – Clinics cannot be held until the current years rules are finalized. This is NORMALLY accomplished no later than September 15. No Clinic may be held between June 1 and September 1 without special permission from the Officials Program Administrator.

**Clinic Administrator Timelines** – All Officials' clinic applications, digital photos on CD and appropriate fees, must be forwarded to the Officials Program Administrator no later than seven days after the clinic. A complete list of Coaches and Officials that have completed clinic will be posted at [www.aautaekwondo.org](http://www.aautaekwondo.org)

**What if Classification Isn't Kept Current** – All officials holding a classification of B or higher will be required to participate as an official in some capacity at a minimum of one national event within a 2 year period to maintain their current status. Not meeting this requirement will result in a downgrade in status of one level every 2 years, but not to be lowered past C level official.

1. Participation within a 2 year period at the AAU National Championships would be as follows:
  - a. 'AA' officials must work 5 days
  - b. 'A' officials must work 4 days
  - c. 'B' officials must work 3 days
2. Participation within a 2 year period at the AAU J.O. Games would be as follows:
  - a. Only B officials may use the J.O. Games to maintain their classification
  - b. 'B' officials must work the entire event, including weigh-ins if requested, if not working Nationals and needing the J.O. Games to maintain their classification.
3. In order to meet the minimum number of work days at either the National Championship or J.O. Games, the total number of required work days must be worked at the same event. (i.e. An official cannot split the required work days between multiple events.)

**Upgrade Requirements** – Upgrades in classification are not automatic, nor are they a "right". An upgrade is based on satisfactory performance of an official during AAU sanctioned competition at the District and Regional level, as determined by the Tournament Head Referee (up to level C) appointed by the tournament director or by the National Chief Referee at National events.

In addition, an official MUST first meet the requirements listed later in this document to be considered eligible for an upgrade. ALL officials upon entering the program will be issued classification based on minimum age and rank requirements.

All "D" officials who meet rank and age requirements, as outlined, may be upgraded upon request to "C" classification after working 2 district or regional qualifiers or 1 National event.

In order to upgrade to a "B" or higher classification, the candidate must have successfully completed the annual district/regional course, have worked a qualifying event, and then requested to be evaluated at the AAU National Championships or J.O. Games. (Upgrades to "B" only are allowed at the J.O. Games). In order to be evaluated, an applicant must request to be reviewed for upgrade at the time of registering for an event. The applicant must attend the national seminar, pass a written test and be evaluated while officiating at the event, ALL WITHIN THE SAME COMPETITION YEAR.

#### Officials' Certification Requirements

**Class 'E' Official** - Refers to Court Officials (scorekeepers, computer operators, timekeepers, etc.) at District, Regional and National levels.

##### Requirements

1. Basic understanding of official rules & procedures
2. Working knowledge of time keeping and score keeping
3. Minimum age of 14
4. Yearly attendance of a District/Regional Clinic Workshop

##### How Certified

1. Certification issued by Officials Program Administrator upon completion of first officials' clinic

**Class 'D' Official** – Refers to Judges at District, Regional or National competition. 'D' officials can also assume aforementioned position as authorized.

##### Requirements for Upgrade

1. Understanding of official rules and procedures
2. Adequate proficiency as a Judge at District or Regional competition
3. Adequate proficiency in charting
4. Adequate proficiency in time keeping and score keeping
5. Minimum age of 15
6. Minimum rank of Red/Brown Belt
7. Must attend a yearly District/Regional Clinic

##### How Certified

1. Certification issued by Officials Program Administrator upon completion of first officials' clinic

**Class 'C' Official** – Refers to Officials at District or Regional competitions or Judges at National competitions. 'C' officials can also assume any of the aforementioned position as authorized.

##### Requirements for Upgrade

1. Must meet all above requirements for class 'E' through 'D'
2. Adequate knowledge of Referee terms & methods of signaling
3. Adequate proficiency as Referee at District or Regional competition
4. Must have officiated as a corner judge as a D level official for a minimum of 2 local or regional AAU sanctioned events or 1 AAU sanctioned National event
5. Minimum age of 16
6. Minimum rank of 1<sup>st</sup> Dan Black Belt
7. Must attend a yearly District/Regional Clinic & Workshop
8. Must request to be evaluated for an upgrade at either the local, regional or national level. Request for upgrade at the local level should be made to the tournament director who will supply a list of applicants to the tournament Head Referee
  - a. A head Referee for a local event who evaluates an applicant for upgrade must be a Clinic Administrator and/or a AA official

##### How Certified

1. Certification is issued by the Official's Program Administrator upon recommendation from the tournament's Head Referee based on an evaluation of the candidate's officiating skills at local, regional or national events

**Class 'B' Official** – Refers to Officials at the National level. 'B' officials can also assume any aforementioned position as authorized.

##### Requirements for Upgrade

1. Must meet all above requirements for class 'E' through 'C'
2. Must be able to demonstrate adequate proficiency as a judge and referee for forms and sparring competition.
3. Must have been a class 'C' official for a minimum two years
4. Minimum age of 18
5. Must attend a yearly District/Regional Clinic & workshop
6. Must request to be evaluated at the AAU National Championships or AAU Junior Olympic Games when registering for the event

7. Must pass written test by 80% and practical evaluation by 80%. Candidate will be evaluated on performance as a judge and referee for forms and sparring competition. To be eligible for evaluation, candidate must work a minimum of three full days during the Nationals Championship or the entire J.O. Games event

8. Must work 2 AAU Sanctioned events per year (must be consecutive) in some official's capacity, for the required time-in-grade for B upgrade

#### **How Certified**

1. Certification issued by Officials Program Administrator upon successful completion of performance evaluation

**Class 'A' Official** – Refers to Officials at the District /Regional/National level. 'A' officials can also assume any aforementioned position as authorized.

#### **Requirements for Upgrade**

1. Must meet all requirements for Class 'E' through 'B'
2. Must be able to demonstrate a high degree of proficiency as a judge and referee for forms and sparring competition
3. Must have been a class 'B' official for a minimum of 2 years
4. Officiate at two National Championships as a Class 'B' official
5. Must attend a yearly District/Regional Clinic & workshop
6. Must request to be evaluated at National Championships when registering for the event
7. Must pass written test by 90% and practical evaluation by 90%. Candidate will be evaluated on performance as judge and referee for forms and sparring competition. To be eligible for evaluation, candidate must work a minimum of four full days during the event
8. Must work 5 AAU Sanctioned events per year (must be consecutive) in some official's capacity, for the required time-in-grade for A upgrade.

#### **How Certified**

1. Certification issued by Officials Program Administrator upon successful completion of performance evaluation

**Class 'AA' Official** – Refers to Senior Officials at the National Level who have demonstrated the highest standards of professionalism and proficiency.

#### **Requirements for Upgrade**

1. Must meet all above requirements for Class 'E' through 'A'
2. Must be able to demonstrate a high degree of proficiency as a judge and referee for forms competition and both styles of sparring competition
3. Must have been a class 'A' official for a minimum of 3 years
4. Officiate at a minimum of three Nationals Championships as a Class 'A' official
5. Must attend a yearly District/Regional Clinic & workshop
6. Must request to be evaluated at the AAU National Championships when registering for the event
7. Must pass written test by 95% and practical evaluation by 95%. Candidate will be evaluated on performance as judge and referee for forms and both styles of sparring competition. To be eligible for evaluation, candidate must work the entire event
8. Must work 8 AAU Sanctioned events per year (must be consecutive) in some official's capacity, for the required time-in-grade for AA upgrade

#### **How Certified**

1. Certification issued by Officials Program Administrator upon successful completion of performance evaluation

#### **Disciplinary Actions**

Officials are expected to maintain the highest standards of professionalism. An official whose conduct is determined to not measure up to these standards shall be subject to disciplinary action by the Executive Committee.

#### **Event Head Referee for District and Regional Sanctioned Events**

All AAU Sanctioned events must have an Event Head Referee who has the following responsibilities. The Event Head Referee for District and Regional Sanctioned Events:

1. Is appointed by the tournament director of that event
  - a. The Event Head Referee cannot be the Tournament Director
2. Must be a AA Official or a Clinic Administrator
3. Must obtain a listing of all officials prior to the tournament, confirm their classifications and validate that they have taken a current officials clinic.
4. Must make ring assignments and manage any movement in regards to those ring assignments
5. Evaluate all 'D' officials wishing to upgrade to 'C' after confirming their eligibility to upgrade
6. Submit upgrade recommendations to the Officials Program Administrator within 7 days of the event
7. Submit a Head Referee report to the National Chief Referee within 7 days of the event

All sanctioned events can be counted toward an official's upgrade requirements, but the report must be on file with the National Chief Referee.

Any variation from the policies outlined above must be approved by the National Chief Referee.

#### **Sport Policies and Procedures**

Each year the AAU Taekwondo Program evaluates the rules of competition in order to determine if changes to the rules would create a better competition experience for the athletes. All four categories of competition: Olympic Style Sparring, Point Style Sparring, Forms and Team Forms are considered. Each year AAU clubs have the ability to suggest changes to the program at the local level. These changes are voted on at the annual meetings of the districts. Those changes agreed to at the District level are then submitted to the TRC (Technical Rules Committee) for their consideration. Changes that pass that body become part of the next year's rules of competition pending ratification by the entire National Sport Committee at their next meeting.

It has always been the policy of the AAU Taekwondo Program to consider changes the WTF (World Taekwondo Federation) makes to their competition rules. Those WTF rules and competition requirements are mandated to the National Governing Bodies of Taekwondo when conducting WTF sanctioned events. The AAU has the luxury to consider whether to accept or reject WTF changes. Each WTF change is considered independently with consideration to the benefit for the athlete and the competition experience.

## General Competition Guidelines

### Article I. The Types of Competition Shall Be:

#### I.A. Qualifying Events

Forms/Patterns  
Point-Sparring  
Olympic-style Sparring

#### I.B. Non-Qualifying, Optional Events

Team Forms (Rules are outlined in the Team Forms section of this hand book)  
Board Breaking (When offered, Rules will be supplied with event information)  
Creative Forms (When offered, Rules will be supplied with event information)

### Article II. General Guidelines for Divisions and Age Categories

<u>II.A. Division</u>	<u>Ages</u>
Junior	5 to 17
Senior	18 to 32
Executive	33 to 42
Ultra	43 and up

**II.B. Senior Division:** This division is for ages 18–32, but is also open to athletes ages 33 & up for all types of competition. 14–17 year old Black Belts competing in Olympic Sparring Competition may choose to compete in the Senior Division instead of their own junior division.

**II.C. Executive and Ultra Athletes.** Athletes age 33 and older may compete in the Executive Division or the Senior Division. Athletes 43 years of age and older may compete in the Senior, Executive or Ultra Division. Athletes may not compete in more than one age category for any one event.

#### II.D. Divisions, Age Determination, Current Rank.

**II.D.1.** Competition shall be divided by Age, Belt, Weight, and Gender.

**II.D.2.** The age of the competitor as of **August 31** shall determine the age of that competitor as regards to competition. The competitor must compete for the entire competition year at the age they will be on August 31 of that competition year. (Competition year runs from September 1 through August 31st.)

**II.D.3.** In addition, competitors must always compete at their current rank on the day of the event. (For example, if an athlete qualifies as a red/brown belt, and is promoted to black belt prior to a national event, then that athlete must compete at the national event as a black belt.)

**II.D.4. Belt Color Divisions.** All age divisions shall consist of the following belt divisions:

<u>Division</u>	<u>Belts Included in that Division</u>
Novice	White, Yellow and Orange Belts
Intermediate	Green, Blue and Purple Belts
Advanced	Red and Brown Belts only
Black Belt	Poom Belts & 1 <sup>st</sup> Dan and up

**II.E Dividing Divisions:** The sponsoring organization has the option of dividing each belt division into further weight classes (light, middle, welter, etc.) depending on the number of competitors in each division or age groups. The maximum number of weight classes will be at the discretion of the tournament director. The sponsoring organization may also further divide belt classes (separate white and yellow belt competitors into separate divisions).

**II.F. Combining Divisions:** If the number of competitors for any one division is less than eight, the sponsoring organization has the option of combining age, belt and weight groups into a single group and assigning the divisions of novice, intermediate, advanced and Black.

### Article III. Competition Area

**III.A. Ring Dimensions:** The competition area at AAU competitions shall be a **MINIMUM** as follows:

**III.A.1. Regional & District Events:** 7 meters X 7 meters

**III.A.2. National Championships, AAU Junior Olympics and AAU Team Trials:** 8 meters X 8 meters

**III.B. Competitor Positioning.** The referee, standing in the center of the ring, will call the competitors to take their place for competition. The athlete should quickly report to the spot pointed at by the Referee for each competitor. The Blue competitor shall always line up on the right side of the Referee as he faces the head table.

### Article IV. Uniform Requirements

**IV.A.** All contestants must wear a clean white dobok. (Note: In the event the athlete's uniform becomes bloody, he/she may be required to change it).

**IV.B.** Black trim on the collar/lapel of the dobok is allowed for black belts only.

**IV.C.** Athletes may wear a t-shirt underneath the dobok.

**IV.D.** No Jewelry can be worn. Inappropriate or unsafe uniforms will not be allowed. No rolled sleeves will be allowed and the cuff of the sleeve must be no higher than one half of the distance between wrist and elbow. The cuff of the pant may not be rolled and must be no higher than one-half the distance between the ankle and knee. Uniforms must be neatly hemmed at the cuff of the sleeve and the pant leg. Uniform jacket may not be tucked into the pants.

**IV.E.** All competitors must wear a belt appropriate to their rank with the knot of the belt in the front.

**IV.F.** Junior black belts (15 years of age and younger) are permitted to wear "Poom belts" (half-red, half-black) as well as "Poom collars". All others must wear a solid Black Belt. Embroidery on belts is acceptable.

**Article V. Officials' and Coaches' Attire****V.A. All officials shall wear:****V.A.1.** Black slacks

White, collared shirt

An official AAU tie

Black blazer

Black and /or White sneakers

Black socks

**V.B. All coaches shall wear:****V.B.1.** White dobok (uniform) pants or warm-up suit pants

Official Blue AAU Coach's shirt

Sneakers

**Article VI. Qualifications for Officials and Coaches**

In general, the contest shall be conducted by one Referee, three Judges and a Team Leader (TL), along with the assistance of a computer operator. Tournament Directors have the option of using one Referee and two judges, if necessary, for point sparring only. All sanctioned tournaments shall be officiated by AAU certified Officials. District and Regional tournament directors **may** allow any non-certified Black Belt they deem qualified to officiate **one time only**. Thereafter that individual Official **must** obtain AAU Official certification. No more than one non-certified Referee or Judge may be present in the ring. Coaches shall not enjoy this same privilege. All coaches at any AAU sanctioned event must be currently certified to work that event.

Internationally WTF certified officials, with current certification, are approved for Olympic Sparring only without being AAU certified Officials. **Whether AAU certified or not, all officials must be AAU members for the current year.**

**Article VII. Failure to Report**

Athletes may be disqualified if they fail to report to staging and have not responded to "final call." Once an athlete has been disqualified they will not be allowed to compete. This INCLUDES reporting to the appropriate ring prior to the start of the division and having missed "final call." This covers ALL methods of competition.

**Article VIII. Weigh-In**

**VIII.A. District and Regional Championship.** Competitors will be expected to register in the most proper weight class division listed for that tournament. Any official or coach may question the weight of a prospective opponent prior to the beginning of the division. If a competitor's weight is questioned and his/her weight is found to be either over or under that weight class in which they have been assigned to compete, he/she will be disqualified from further competition that day. Competitors unable to make their weight prior to the beginning of competition may, with the permission of the tournament director, move into another weight division other than that for which they had registered.

**VIII.B. National Competition.** All competitors' weights must be verified within 48 hours of the start of the individual competitor's sparring event day.

**VIII.B.1.** A weight may be measured twice if necessary to make weight. The second reading of a competitor's weight may take place any time during the posted weigh-in times.

**VIII.B.2.** During the weigh-in, the contestant may be required to verify his/her membership in the United States AAU and provide proof of age.

**VIII.B.3.** During the weigh-in, Black Belt Competitors, 12–13, 14–17 and 18–34, competing in Olympic Sparring Adult Rules, will be required to show a valid photo ID documenting date of birth ( a driver's license, birth certificate, or passport).

**VIII.B.4.** Weigh-ins may be allowed in dobok, street clothes, or athletic shorts and t-shirt.

**VIII.B.5.** Competitors unable to make the weight for which they registered, MAY BE DISQUALIFIED or be allowed to change their registration and pay the required CHANGE ORDER FEE at check-in. Additionally any corrections made during the check-in process due to errors made on the competition application may result in an additional CHANGE ORDER FEE at check-in.

**Article IX. Methods of Competition**

**IX.A.** Methods of scoring/bracketing for all types of competition for all events at the local, regional, and national levels can be scored, single elimination brackets, double elimination brackets, brackets or round robin.

**IX.B.** All qualifying events must use a bracketing method that will allow identification of the top 8 competitors in a division for purposes of qualifying athletes for national competitions.

**IX.C.** A "bye" system shall be used at all championships, which guarantees four semi-finalists. All byes shall be awarded during the first round of competition.

**Article X. Situations Not Covered by Rules**

**X.A.** AAU rules will preside at all AAU sanctioned events.

**X.B.** If a situation is not covered by the AAU rules, the National Chief Referee will provide a ruling.

**X.C.** If the National Chief Referee is not present, such as during a District or Regional event, and cannot be reached to make the ruling, the Event Head Referee will provide that ruling.

## General Rules and Regulations for Point Style Sparring

### Article I. Protective Equipment

#### I.A. Mandatory. All competitors must wear:

- I.A.1. A mouth-guard
- I.A.2. Full hand protectors (RED for the Red (Hong) player or BLUE for the Blue (Chung) player or WHITE for either player - foam dipped/vinyl only)
- I.A.3. Full foot protectors (RED for the Red (Hong) player or BLUE for the Blue (Chung) player or WHITE for either player - foam dipped/vinyl only)
- I.A.4. Full headgear including a padded top (RED for the Red (Hong) player or BLUE for the Blue (Chung) player or WHITE for either player - foam dipped/vinyl only). Headgear that includes padding under and around the chin, or a face shield, WILL NOT BE ALLOWED.
  - I.A.4.a. Other than the headgear, no other item shall be worn on the head with the exception of religious headwear which shall be worn under the headgear
- I.A.5. Equipment must all be the same color. (i.e. Red competitor can wear all red gear or all white gear. Blue competitor can wear all blue gear or all white gear)
- I.A.6. Male competitors must also wear groin cup and supporter on the inside of the dobok
- I.A.7. Safety equipment may not be taped for any reason

#### I.B. Optional. Competitors may wear:

- I.B.1. Cloth or foam shin, shin/instep protectors
- I.B.2. Cloth or foam forearm guards
- I.B.3. Foam dipped/vinyl breast (women) and foam dipped/vinyl rib protectors, at their discretion
- I.B.4. All optional equipment must be worn under the dobok

### Article II. Personal Requirements

**II.A. Personal Requirements & Compliance.** Competitors shall keep their nails short and are forbidden to wear any metallic article that may injure or endanger an opponent. Any competitor whose hair, in the judgment of the Referee/Judges, is so long as to risk causing inconvenience to other competitors shall be required to tie it back securely.

**II.B. Metallic Articles.** The phrase "metallic articles" includes all hard objects, which may cause injury. It is not sufficient to cover a hard or metallic article such as a ring with tape or other covering.

**II.C. Personal Hygiene.** The personal hygiene of all competitors shall be of the highest standard. Any competitor wearing an excessively unkempt or dirty uniform will be required to change it immediately ( , within one minute). If the competitor cannot or will not comply, the Referee shall declare the opponent the winner.

**II.D. Medical Tape.** A maximum of two layers of tape are allowed except in the case of an injury. For an injury, the minimum amount of tape that will protect the area should be approved by tournament medical team. Under no circumstances will a hard splint or cast be allowed, no matter how small.

**II.E. Drugs.** The administration or use of any drugs (except antibiotics or other medically prescribed therapeutics), alcohol, stimulants, or injections in any part of the body, either before or during a match, to or by any contestant is absolutely prohibited. Any contestant violating these rules will be disqualified.

**II.F. Eyeglasses.** Only "sport" eyeglasses will be allowed in point sparring competition. Soft contacts are highly recommended.

### Article III. Compliance

**III.A.** If a competitor, upon being called to the center of the ring to compete, is found in violation of Articles I and/or II (Protective Equipment and Personal Requirements) that competitor will receive one minute to come into compliance. If within that one minute the competitor returns to the center ready to compete, he/she will receive a kyong-go and the match will begin. If he/she does not return to the center ready to compete at the end of one minute an additional one minute count down will begin. If that competitor returns to the center within the second one minute period then the competitor will receive a gam-jeom and the match will begin. If the competitor does not return within the total two minute grace period then that competitor may be disqualified.

### Article IV. Duties of Officials (Referees, Judges, Team Leaders (TL) and Computer Operators)

#### IV.A. The Referee shall:

- IV.A.1. Make every effort to insure the safety of the competitors
- IV.A.2. Control the competition
- IV.A.3. Physically inspect the competitors before the match
- IV.A.4. Give pre-competition instructions when necessary, declare the end of the match, and give warnings and commands such as "kal-yeo" (break) and "kye-sok" (continue)
- IV.A.5. Call penalties, qualifications and cast a vote for points as he/she sees fit
- IV.A.6. Stop the timekeeper's clock when necessary
- IV.A.7. Independently state his/her opinion about decisions, penalties, warnings, and the winner when requested by the Team Leader and/or National Chief Referee
- IV.A.8. The Referee may stop the match due to a mismatch. This can be done with or without consultation of the Judges
- IV.A.9. Verify that the recorded scores are correct prior to the awarding of the match

#### IV.B. The Judges shall:

- IV.B.1. Be positioned around the ring and assist the Referee as needed
- IV.B.2. Cast a vote for point through the use of the flag as each occurs
- IV.B.3. Offer an opinion on disqualification and minus points when asked by the Referee
- IV.B.4. Indicate by use of hand signal when face contact is made upon request of Referee

#### IV.C. The Team Leader shall:

- IV.C.1. Consult with the Referee and Judges if necessary
- IV.C.2. Inspect the scorecard for accuracy (when using paper scoring)
- IV.C.3. Confirm the winner only on the basis of the scorecard and inform the Referee (when using paper scoring)
- IV.C.4. In the case of questions, the Team Leader should consult with the appropriate Judge or Referee
- IV.C.5. Sign each contested match's scorecard and present it to the Protest Committee in the case of a protested match (when using paper scoring)
- IV.C.6. Oversee the computer operator/scorekeeper
- IV.C.7. Manage the ring and mentor the officials

#### IV.D. The Computer Operator Shall Perform The Following Functions:



- IV.D.1.** Shall follow instructions from the Referee to record penalties and keep time electronically
- IV.D.2.** Shall be responsible for keeping the official time by starting and stopping the clock on the Referee's orders, and for announcing the expiration of the official time period
- IV.D.3. NOTE:** Although the Referee has not declared "keu-man", the match shall be regarded as having ended when the prescribed time is over. Penalties and point(s) can be awarded after time as long as the penalty and point(s) occurred during regulation time.
- IV.D.4.** Shall keep a record of the results of each contest (win, loss)

## Article V. Official Signals and Language

Officials shall use authorized gestures and terminology, as indicated below during the competition.

### V.A. Referee

#### V.A.1. *Before the Match* (See Appendix A)

**V.A.1.a. Calling the Competitors:** The Referee stands at his mark in the ring, with both arms bent at the elbow at a 45 degree angle and the index fingers extended. He then calls the competitors to their marks by saying "Chung" (blue) and pointing the right index finger down to a 45 degree angle and slightly forward towards the athlete's mark in the ring, and then repeating the same procedure with the left hand for "Hong" (red).

**V.A.1.a.1. Competitor's Entry into the Ring.** Competitors will enter the ring holding their headgear under their left arm.

**V.A.1.b. Bowing in the Competitors:** The Referee shall raise both arms, triceps parallel to the floor and at eye level), hands open (palms facing inward) and forearms bent vertically at the elbows and say "Char-yeot" (attention), to indicate that the competitors should face one another and come to attention. Next the Referee shall extend the palms downward and parallel to the floor at chest level while saying "Kyeong-rye" (bow) to indicate that the competitors should bow to one another.

**V.A.1.c. Examine the Competitors:** The Referee will instruct the competitors to put on their headgear. The Referee shall then physically examine the two competitors (blue first) to insure that all the requirements listed in Articles I & II above have been followed.

#### V.A.2. *To Start the Match:* (See Appendix A)

**V.A.2.a.** The Referee shall then assume a short front stance, left foot forward, and execute a chest level right knife hand downward strike between the opponents while commanding, "Joon-bi" (ready).

**V.A.2.b.** Next, the Referee shall extend both arms out to the side at a 45 degree angle as he/she pulls the left foot back to a "cat stance", simultaneously bringing the arms in parallel to the floor, shoulder-width apart, palms facing inward and command "Shi-jak" (begin).

#### V.A.3. *To Temporarily Halt the Match:* (See Appendix A)

The Referee shall say "Kal-yeo" (break) while extending the right hand in a sharp, shoulder-level knifehand downward strike between the opponents while standing in a left foot forward walking stance.

### V.A.4. *To Temporarily Halt the Match for a Point Call:*

**V.A.4.a.** The Referee shall say "Kal-yeo" (break). Both competitors will automatically return to their starting position. Standing between them with both arms parallel to the floor, palms down and fingertips touching, the Referee will command "Judges Call".

**V.A.4.b.** When using 1 Referee and 2 judges upon his own command for "Judges Call" the Referee shall indicate his vote for point by extending the appropriate arm, with the palm up, in the direction of the contestant who he/she thinks scored a valid point. When using 1 Referee and 3 judges, the Referee leaves his arms parallel to the floor and does not vote.

**V.A.4.c.** Judges must indicate by use of flags whether a point (s) was scored and by which player.

**V.A.4.d.** Upon verification that a point(s) was/were scored, the Referee will, using the arm nearest the competitor scoring the point(s), bend the elbow and extend the index finger towards the competitor, announcing the player's color, either ' Chung' or ' Hong'. Using the same arm, he/she will turn to the head table, extending either one or two fingers and announce the number of points to be awarded, Il-Jeom (one point) or Ee-Jeom (two points).

### V.A.5. *To Award the Joo-eui:*

**V.A.5.a.** The Referee shall break the competitors with the "Kal-yeo" command at the spot where the violation took place.

**V.A.5.b.** He/she will face the perpetrator of the offense and give a verbal warning to the competitor.

### V.A.6. *To Award a Kyong-go (Half-Point Penalty):* (See Appendix A)

**V.A.6.a.** The Referee shall break the competitors with the "Kal-yeo" command at the spot where the violation took place and then turn to the timekeeper to declare "Shi-gan" (non-injury time-out).

**V.A.6.b.** Next, the Referee will face the perpetrator of the offense and place his/her right fist, forefinger extended behind his/her right ear and then point to the perpetrator's forehead, extending the interior of the arm to 135 degrees and acknowledge them as either Chung or Hong. Next he/she will place his/her right fist, forefinger extended to his/her left shoulder and then point at the forehead of the pertinent contestant, with the arm fully extended and declare "Kyong-go" (Half-Point Penalty).

### V.A.7. *To Award a Gam-jeom (Full Point Penalty):* (See Appendix A)

**V.A.7.a.** The Referee shall break the competitors with the "Kal-yeo" Command at the spot where the violation took place, and then turn to the timekeeper and declare "Shi-gan" (Non-injury time-out).

**V.A.7.b.** Next, the Referee will face the perpetrator of the offense, place his/her right fist, forefinger extended behind his/her right ear and then point to the perpetrator's forehead, extending the interior of the arm to 135 degrees and acknowledge them with either " Chung" or " Hong".

**V.A.7.c.** Still facing the perpetrator, the Referee will assume Char-yeot stance, drop the hands down to his/her sides, close the fist and then vertically raise his/her right fist, forefinger extended, and declare "Gam-jeom"(Full-Point Penalty).

**V.A.8. *To Continue the Match:*** (See Appendix A) The Referee shall say "Kye-sok" (continue) while striking sharply downward from the ear with a right knifehand and returning upward again.

**V.A.9. To Reverse a Violation Call:** (See Appendix A) The Referee shall repeat the wrong signal, then wave the right palm twice horizontally from right to left as wide as the shoulders while facing the computer operator. He will then declare the proper infraction.

**V.A.10. To End the Match:** (See Appendix A). The Referee shall say “Keu-man” (stop) and command the competitors return to the starting position. The athlete should remove his headgear and place it under his left arm. The Referee will bow out the competitors following the same procedure outlined to bow them in.

**V.A.11. To Award the Winner:** (See Appendix A) Still standing between the two competitors and facing the computer operator, he/she will drop both hands to the his/her side, raise the right arm with the closed fist to the sternum, continuing to raise the right arm in a knifehand up at a 45-degree angle with the palm facing upward and declare “ Chung Sung” if Blue is the winner. If Red is the winner, follow the same procedure with the left hand and declare “ Hong Sung”.

**V.A.12. To Award the Medal Places**

At the end of the competition, the Referee will line up the top 4 place winners by calling the names of the winners from 1<sup>st</sup> place to 4<sup>th</sup> place (or 3<sup>rd</sup> if awarding 2 third places), indicating where they should stand. The Referee will then announce the places starting with 4<sup>th</sup> place (or 3<sup>rd</sup> if awarding 3 third places) and ending with 1<sup>st</sup> place while extending the appropriate number of fingers over the competitors head to indicate the place they won.

**V.B. Judges**

**V.B.1. To Temporarily Halt the Match for a Point Call:**

The Judge shall “Ki-hap” (yell) loudly while extending his/her flag to a position parallel to the floor at chest level. This signifies the intent to score a point if called to do so. Any Judge who sees a point should ki-hap and extend his/her flag to a position parallel to the floor at chest level regardless of the number of other officials who do so.

**V.B.2. To Make a Call:** The Judge that has presented their flag, signifying the intent to score a point(s), will upon the referee’s command “Judges Call”, flip the flag perpendicular to the floor. The color of the flag corresponding to the player that the judge feels scored the point(s) will be pointed upward.

**V.B.2.a.** To award one point the judge will flip the appropriate color flag perpendicular to the floor upon the Referee’s command “Judges Call”.

**V.B.2.b.** To award two points the judge will flip the appropriate color flag perpendicular to the floor while raising a hand high above the shoulder and extending two fingers upon the Referee’s command “Judges Call”.

**V.B.3. To Confer with the Referee:** The Judge shall Ki-hap loudly.

**Article VI. Awarding Points**

**VI.A.** A majority of the officials must concur for a point(s) to be awarded.

**VI.B. Examples of majority calls with 3 scoring officials — either 1 Referee and 3 judges (only judges score), or 1 Referee and 2 judges (Referee and judges all score).**

**VI.B.1. In the case of all 3 officials calling for a score for the same player :**

At least two officials must see the same thing. If two officials call for two points and one official calls for one point, two points shall be awarded.

**VI.B.2. In the case of 3 officials calling for a score for a different player:**

At least two officials must see the same thing. If two Officials call for either one or two points for the blue player and one calls for one or two points for the red player, the blue player will be awarded the point(s).

**Article VII. Age, Belt and Weight Divisions in General**

**VII.A.** Competition shall be divided by Age, Belt, Weight (lbs), and Gender .

**VII.B. Ages 5 – 17 Junior Divisions**

Male			Female		
Ages	Weight Groups		Ages	Weight Groups	
5	Light Heavy	45.0 & Under Over 45.0	5	Light Heavy	45.0 & Under Over 45.0
6 – 7	Light Middle Heavy	Under 45.0 45.0 – 55.9 Over 55.9	6 – 7	Light Middle Heavy	Under 45.0 45.0 – 55.9 Over 55.9
8 – 9	Light Middle Heavy	Under 60.0 60.0 – 70.9 Over 70.9	8 – 9	Light Middle Heavy	Under 60.0 60.0 – 70.9 Over 70.9
10 – 11	Light Middle Heavy	Under 75.0 75.0 – 85.9 Over 85.9	10 – 11	Light Middle Heavy	Under 80.0 80.0 – 90.9 Over 90.9
12 – 13	Light Middle Heavy	Under 100.0 100.0 – 115.9 Over 115.9	12 – 13	Light Middle Heavy	Under 105.0 105.0 – 120.9 Over 120.9
14 – 5	Light Middle Heavy	Under 115.0 115.0 – 145.9 Over 145.9	14 – 15	Light Middle Heavy	Under 110.0 110.0 – 140.9 Over 140.9
16 – 17	Light Middle Heavy	Under 135.0 135.0 – 165.9 Over 165.9	16 – 17	Light Middle Heavy	Under 115.0 115.0 – 145.9 Over 145.9

**VII.C. All Senior, Executive and Ultra Divisions**

Male		Female	
Division	Ages	Division	Ages
Senior	18 to 32	Senior	18 to 32
Executive	33 to 42	Executive	33 to 42
Ultra	43 and up	Ultra	43 and up
<b>Weight Groups</b>		<b>Weight Groups</b>	
Light	Under 125.0	Light	Under 110.0
Welter	125.0 – 155.9	Welter	110.0 – 125.9
Middle	156.0 – 185.9	Middle	126.0 – 155.9
Heavy	Over 185.9	Heavy	Over 155.9

**Article VIII. Duration of Competition**

**VIII.A. Colored Belt Rounds.** All colored belt matches shall consist of two 90-second rounds with a 30-second rest between rounds.

**VIII.B. Black Belt Rounds.** All Black belt matches shall consist of two, two-minute rounds with a 30-second rest between rounds.

**VIII.C. Advanced & Black Belts Combined.** When Advanced (Red/Brown) belts are combined with Black belts, all matches shall consist of two, two-minute rounds with a 30-second rest between rounds.

**VIII.D. Rest Time between Semi-Final & Final Match.** Competitors shall be allowed at least two-minutes rest between semi-final and final matches.

**Article IX. Authorized Implements for Scoring Points**

**IX.A. Hand.** Closed fist (Forefist and Backfist) and reverse knifehand (a.k.a. ridgehand). All other hand techniques will be considered unauthorized and the proper penalty will be assessed

**IX.B. Foot.** Any part of the foot below the ankle

**Article X. Authorized Areas for Scoring Points**

**X.A. Head Area.** Only that area of the head protected by the headgear shall be considered a legal target area including that area of the forehead covered by the gear. The face area shall NOT be a target area!

**X.B. Body Area.** Includes the area of the body from the collarbone to the navel in the front and to the “posterior axillary line” on both sides ( to the imaginary line drawn down the side from the back crease of the armpit)

**Article XI. Illegal Target Areas**

**XI.A.** Illegal target areas shall include, but are not limited to:

**XI.A.1.** The face area

**XI.A.2.** The neck and throat

**XI.A.3.** The back, including the kidney area

**XI.A.4.** The groin

**XI.A.5.** The joints

**XI.A.6.** The legs

**Article XII. Points (Valid Scores)**

**XII.A.** One point shall be awarded for any valid hand or foot technique executed to the legal body area.

**XII.B.** One point shall be awarded for any valid hand technique executed to the legal head area.

**XII.C.** Two points shall be awarded for any valid foot technique executed to the legal head area. For head techniques to be awarded a point or points, the contact must be light. Contact to the legal scoring area of the body must be light to moderate. A majority of the Judges and Referee **must** also concur that a valid point was indeed scored.

**Article XIII. Referee Stops Contest (RSC)**

The Referee may stop any match under the following circumstances:

**XIII.A.** When the Referee or tournament physician determines that a contestant should not continue

**XIII.B.** When the contestant’s coach throws in a towel to stop the fight

**XIII.C.** When a contestant protests a Referee’s call and does not continue the contest at the Referee’s command within one minute

**XIII.D.** When the Referee declares a mismatch

**Article XIV. Procedures for Suspending a Match**

The following procedures are used to stop the match for non-injury time such as equipment adjustment, removal of foreign objects from competition floor, or for an injury such as accidental falling or an injury from a prohibited act.

**XIV.A. To suspend a match for any reason other than injury the Referee shall:**

**XIV.A.1.** Declare “Kal-yeo” to stop the competitor action

**XIV.A.2.** Order the timekeeper to suspend the time by declaring “Shi-gan” (non-injury timeout) using the proper hand signal

**XIV.B. To suspend a match for injury the Referee shall:****XIV.B.1.** Declare “Kal-yeo” to stop the competitor action**XIV.B.2.** Order the timekeeper to suspend match time and start injury time by declaring “Kye-shi” (injury timeout) using the proper hand signal. (Kye-shi time shall not exceed one-minute.)**XIV.B.3.** Allow the injured competitor to receive first aid within one minute. Medical personnel may extend the injury time out period**XIV.B.4.** Contestants will receive one injury ‘time out’ per match per injury. Once initial injury ‘time out’ has expired, contestant may not receive another injury ‘time out’ for the same injury**XIV.C. If the injured competitor cannot continue the match after one minute the Referee shall:****XIV.C.1.** Declare the injured competitor the loser if the injury was not the result of an attack**XIV.C.2.** Declare the injured competitor the loser if the injury was the result of an act that would not have resulted in a penalty for the attacking competitor**XIV.C.3.** Declare the injured competitor the loser if the injury was the result of a prohibited act that would have been assessed a Kyong-go penalty**XIV.C.4.** Declare the injured competitor the winner if the injury was the result of a prohibited act that would have been assessed a Gam-jeom penalty**XIV.C.5.** Declare a winner based on the score before the injury if both contestants are injured and cannot continue**XIV.C.6.** May consult with the Team Leader and/or Judges to make a decision**Article XV. In the Event of a Tie Score****XV.A.** If at the end of regulation time the score is tied, the competitors shall continue the match until the first full point net change in score to determine the winner.**XV.B.** This may occur through actual scoring or penalties.**XV.C.** At the conclusion of regulation time, any odd kyong-go infractions will be dropped before sudden death.**Article XVI. Decision****XVI.A.** Determination of the winner shall be made as follows:**XVI.A.1.** Win by Referee stops contest (RSC)**XVI.A.2.** Win by Score**XVI.A.3.** Win by seven point gap**XVI.A.4.** Win by Withdrawal**XVI.A.5.** Win by Disqualification**XVI.A.6.** Win by Referee’s punitive declaration**XVI.B. Seven Point Gap Rule****XVI.B.1.** For ages 14 & up, the match ends immediately upon a seven point gap in score.**XVI.B.2.** For ages 13 & under, the seven point gap is not considered until the end of the 1<sup>st</sup> round. If a seven point gap or greater exists at the end of the 1<sup>st</sup> round then the match is over. Otherwise the 2<sup>nd</sup> round will begin and continue until a seven point gap is obtained or end of match time.**Article XVII. Prohibited Acts****XVII.A.** The Referee shall declare penalties on any prohibited acts.**XVII.B.** In the case of multiple penalties being committed simultaneously, the heavier penalty shall be declared.**XVII.C.** Penalties are divided into Kyong-go (1/2 point) and Gam-jeom (full point) penalties.**XVII.D.** Two Kyong-gos shall be counted as a one point penalty which will be recorded by adding one point to the opponent’s score. The last odd kyong-go shall not be counted in the grand total.**XVI E.** A Gam-jeom shall be counted as a one point penalty which will be recorded by adding one point to the opponent’s score. All Gam-jeoms are counted in the grand total.**XVII.F. Joo-eui (Verbal Warning)****XVII.F.1.** Only one Joo-eui per infraction, per round, per competitor.**XVII.F.2.** A Joo-eui does not affect points, but a “Kyong-go” must be given in the event the athlete repeats the same act during the same round. Therefore, if an official gives a Joo-eui for falling down, he must give a Kyong-go if the athlete falls again and it is not the result of a knockdown or the result of being pushed down by the other athlete.**XVII.F.3.** Joo-euis are only given for prohibited acts related to Kyong-gos and never for Gam-jeoms.**XVII.G. Kyong-go Penalties (Half-Point Penalties).****XVII.G.1.** Evading by turning the back to the opponent**XVII.G.2.** Intentionally Falling down**XVII.G.3.** Avoiding the match**XVII.G.4.** Grabbing, holding or pushing the opponent**XVII.G.5.** Pretending injury**XVII.G.6.** Crossing the boundary line with both feet**XVII.G.7.** Uttering undesirable remarks or misconduct**XVII.H. Gam-jeom Penalties (Full Point Penalties)****XVII.H.1.** Attacking the opponent after “Kal-yeo’**XVII.H.2.** Throwing down the opponent by grappling the opponent’s attacking foot in the air with the arm or by pushing the opponent with the hand**XVII.H.3.** Making contact with an unauthorized implement**XVII.H.4.** Making non-incident contact to an unauthorized area**XVII.H.5.** Excessive contact (may also result in disqualification)**XVII.H.6.** Interrupting the progress of the match on the part of the contestant or coach**XVII.H.7.** Attacking the fallen opponent**XVII.H.8.** Uncontrolled Attack**XVII.H.9.** Violent or extreme remarks or behavior on the part of the contestant or coach**XVII.I.** When a contestant refuses to comply with the competition rules or the Referee’s order intentionally, the Referee may declare the contestant the loser by penalties after one minute (announce Kye-shi).

**XVII.J.** Any combination of half point or full point penalties, which brings the total of full penalty points to four (4), shall cause that competitor to be declared the loser.

#### **XVII.K. Automatic Disqualification**

- XVII.K.1.** Injuring the opponent's face or neck\*
- XVII.K.2.** Injuring the opponent by a malicious or excessive attack\*\*
- XVII.K.3.** Injuring and/or rendering an opponent unable to continue by using an unauthorized attacking implement or by attack to an unauthorized area
- XVII.K.4.** Significant unsportsmanlike conduct on the part of the contestant or coach

\* **Drawing blood does NOT automatically infer that the attack was excessive or malicious, or that the face or neck was, indeed, injured.**

\*\* **The Referee, with or without the consensus of the Team Leader and/or Judges, shall determine if the attack was malicious or excessive.**

### **Article XVIII. Protests**

**XVIII.A. Filing a Protest.** In case there is an objection to a decision; the appointed coach (and he/she alone) representing the athlete may file a written protest to the Chief Arbitrator or Tournament Arbitration Committee, along with a fee of \$75 (cash only). The protest will be submitted on the official protest form (See Appendix B). The appointed coach MUST inform the Referee or Team Leader of that match immediately following the match that it is their intent to protest the match. The written protest itself must be filed within a reasonable period of time. However, if the protest involves an error in the management of that division, such as miscalculating the score or misidentifying an athlete, the correction must take place immediately.

#### **XVIII.B. Deliberation Process.**

- XVIII.B.1.** After reviewing the protest application, the content of the protest must be arranged according to the criterion of "acceptable" or "unacceptable".
- XVIII.B.2.** If necessary, the arbiter can hear opinions from the Referee, Judges, or Team Leader.
- XVIII.B.3.** If necessary, the arbiter can review the material evidence of the decisions, such as the written data (score sheets). Videotapes WILL NOT be admitted as evidence to confirm or disconfirm the protest.
- XVIII.B.4.** Errors in determining the match results: Mistakes in calculating the match score or misidentifying a contestant shall result in the decision being reversed.
- XVIII.B.5.** Error in application of rules: When it is determined by the arbiter that the Referee made a clear error in applying the competition rules, the outcome of the error shall be corrected and the Referee shall be disciplined/sanctioned.
- XVIII.B.6.** Errors in factual judgment: When the arbiter decides that there was clearly an error in judging the facts such as impact of striking, severity of action or conduct, intentionally, timing of an act in relation to a declaration or area, the decision shall not be changed and the official(s) who have made the error shall be disciplined/sanctioned.
- XVIII.B.7.** The decision of the arbiter will be final and there will be no means of further appeal.

## **General Rules and Regulations for Olympic-Style Sparring**

### **Article I. Protective Equipment**

**I.A. Mandatory Equipment.** All competitors must wear:

- I.A.1.** Olympic style chest protector
- I.A.2.** Headgear, white for either player
  - I.A.2.a.** As optional, the blue player may wear blue headgear and the red player may wear red headgear
  - I.A.2.b.** Other than the headgear, no other item shall be worn on the head with the exception of religious headwear which shall be worn under the headgear
- I.A.3.** Commercially manufactured shin and instep protectors, Macho, Addidas, etc. (white only and must be worn underneath the dobok)
- I.A.4.** Forearm protectors (white only and must be worn underneath the dobok).
- I.A.5.** Mouth-guard
- I.A.6.** Males are required to wear groin protection (hard cup). Female groin protection is optional. All groin protection must be worn inside the dobok

**I.B. Mandatory Equipment When Using Electronic Protector and Scoring System (PSS). Electronic Protectors are not to be used at Sanctioned local Qualifying events.**

- I.B.1.** Both competitors must wear the same size chest protector
- I.B.2.** Headgear, white for either player
  - I.B.2.a.** As optional, the blue player may wear blue headgear and the red player may wear red headgear
  - I.B.2.b.** Other than the headgear, no other item shall be worn on the head with the exception of religious headwear which shall be worn under the headgear
- I.B.3.** AAU Taekwondo approved sensing socks
- I.B.4.** Forearm protectors (white only and must be worn underneath the dobok)
- I.B.5.** AAU Taekwondo approved gloves
- I.B.6.** Mouth-guard
- I.B.7.** Males are required to wear groin protection (hard cup). Female groin protection is optional. All groin protection must be worn inside the dobok

### **Article II. Personal Requirements**

**II.A. Personal Requirements & Compliance.** Competitors shall keep their nails short and are forbidden to wear any metallic article that may injure or endanger an opponent. Any competitor whose hair, in the opinion of the Referee/Judges, is so long as to risk causing inconvenience to other competitors shall be required to tie it back securely.

**II.B. Metallic Articles.** The phrase "metallic articles" includes all hard objects, which may cause injury. It is not sufficient to cover a hard or metallic article such as a ring with tape or other covering. Eyeglasses are not allowed in sparring competition. Soft contact lenses are recommended.

**II.C. Personal Hygiene.** The personal hygiene of all competitors shall be of the highest standard. Any competitor wearing an excessively unkempt or dirty uniform will be required to change it immediately ( , within one minute). If the competitor cannot or will not comply, the Referee shall declare the opponent the winner.

**II.D. Medical Tape.** A maximum of two layers of tape are allowed except in the case of an injury. For an injury, the minimum amount of tape that will protect the area should be approved by the tournament medical team. Under no circumstances will a hard splint or cast be allowed, no matter how small.

**II.E. Drugs.** The administration or use of any drugs (except antibiotics or other medically prescribed therapeutics), alcohol, stimulants, or injections in any part of the body, either before or during a match, to or by any contestant is absolutely prohibited. Any contestant violating these rules will be disqualified.

### Article III. Compliance

**III.A.** If a competitor, upon being called to the center of the ring to compete, is found in violation of Articles I and/or II (Protective Equipment and Personal Requirements) that competitor will receive one minute to come into compliance. If within that one minute the competitor returns to the center ready to compete, he/she will receive a kyong-go and the match will begin. If he/she does not return to the center ready to compete at the end of one minute an additional one minute count down will begin. If that competitor returns to the center within the second one minute period then the competitor will receive a gam-jeom and the match will begin. If the competitor does not return within the total two minute grace period then that competitor may be disqualified.

### Article IV. Duties of Officials (Referees, Judges, Team Leaders (TL) and Computer Operators)

#### IV.A. The Referee shall:

**IV.A.1.** Control the competition

**IV.A.2.** Physically inspect the competitors before the match

**IV.A.2.a** When using an electronic Protector and Scoring System (PSS), the referee shall check that the PSS system and sensing socks worn by both athletes are working properly.

**IV.A.3.** Give pre-competition instructions when necessary, declare the beginning and the end of the match, and give warnings and commands such as **“Kal-yeo” (break)** and **“Kye-sok” (continue)**

**IV.A.4.** Announce penalties and disqualifications and verbally announce invalid scores.

**IV.A.5.** Make every effort to ensure the safety of the competitor

**IV.A.6.** Stop the timekeeper’s clock when necessary

**IV.A.7.** Independently state his/her opinion about decisions, penalties, warnings, and the winner, when requested by the Team Leader and/or National Chief Referee

**IV.A.8.** The Referee may stop the match due to a mismatch. This can be done with or without consultation of the Team Leader and/or Judge

**IV.A.9.** When using paper scoring, collect the scorecards from the Judges and submit them to the Team Leader at the end of each round

**IV.A.10.** In the event of a tie at the end of regulation, a ‘sudden death round will follow. The first point scored or first full penalty point (any combination of kyong-gos or a gam-jeom) decides the match. In the event there is still no winner, the decision will be made using the rules of superiority

#### IV.B. The Judges shall:

**IV.B.1.** Be positioned in an equilateral triangle – one on each front corner and one between the two remaining corners

**IV.B.2.** Record points, warnings, infractions, and disqualifications on the scorecard if using paper scoring. Score point with controllers when using electronic scoring

**IV.B.3.** Deliver the completed scorecard to the Referee following the end of each round if using paper scoring

**IV.B.4.** State their opinions forthrightly when requested by the Referee, Team Leader and/or National Chief Referee

#### IV.C. The Team Leader shall:

**IV.C.1.** Consult with the Referee and Judges if necessary

**IV.C.2.** Inspect the scorecard for accuracy (when using paper scoring)

**IV.C.3.** Confirm the winner only on the basis of the scorecard and inform the Referee (when using paper scoring)

**IV.C.4.** In the case of questions, the Team Leader should consult with the appropriate Judge or Referee

**IV.C.5.** Sign each contested match’s scorecard and present it to the Protest committee in the case of a protested match (when using paper scoring)

**IV.C.6.** Oversee the computer operator/scorekeeper

**IV.C.7.** Manage the ring and mentor the officials

#### IV.D. The Computer Operator shall:

**IV.D.1.** Follow instructions from the Referee to record penalties and keep time electronically

**IV.D.2.** Be responsible for keeping the official time by starting and stopping the clock on the Referee’s orders, and for announcing the expiration of the official time period

**IV.D.3. NOTE:** Although the Referee has not declared “keu-man”, the match shall be regarded as having ended when the prescribed time is over. Penalties and point(s) can be awarded after time as long as the penalty and point(s) occurred during regulation time.

**IV.D.4.** Keep a record of the results of each contest (win, loss).Referee

### Article V. Official Signals and Language

Officials shall use authorized gestures and terminology, as indicated below during the competition.

#### V.A. Referee.

**V.A.1. Before the Match, the Referee Shall:** (*See Appendix A*)

**V.A.1.a. Call the competitors:** Standing at his mark in the ring, the Referee with both arms bent at the elbow at a 45 degree angle and the index finger extended, calls the competitors to their marks by saying **“Chung” (blue)** and pointing the right index finger down to a 45 degree angle and slightly forward towards the athlete’s mark in the ring, and then repeating the same procedure with the left hand for **“Hong” (red)**.

**V.A.1.a.1.** Competitors will enter the ring holding their headgear under their left arm.

**V.A.1.b. Bow in the Competitors:** The Referee shall raise both arms (triceps parallel to the floor and at chest level), hands open (palms facing inward) and forearms bent vertically at the elbows and say **“Char-yeot” (attention)**, to indicate

that the competitors should face one another and come to attention. Next the Referee shall extend the palms downward and parallel to the floor at chest level while saying "Kyeong-rye" (bow) to indicate that the competitors should bow to one another.

**V.A.1.c. Examine the Competitors:** The Referee will instruct the competitors to put on their headgear. The Referee shall then physically examine the two competitors (Blue first) to insure that all the requirements listed in Article I & II above have been followed.

**V.A.2. To Start the Match:** *(See Appendix A)*

**V.A.2.a.** The Referee shall assume a front stance, left foot forward, and execute a chest level right knife hand downward strike between the opponents while commanding, "Joon-bi" (ready).

**V.A.2.b.** Next, the Referee shall extend both arms out to the side at a 45 degree angle as he/she pulls the left foot back to a "cat stance", simultaneously bringing the arms in parallel to the floor, shoulder-width apart, palms facing inward and command "Shi-jak" (begin).

**V.A.3. To Temporarily Halt the Match:** *(See Appendix A)*

**V.A.3.a.** The Referee shall say "Kal-yeo" (break) while extending the right hand in a sharp, shoulder-level knifehand downward strike between the opponents while standing in a left foot forward walking stance.

**V.A.4. To Award the Joo-eui:**

**V.A.4.a.** The Referee shall break the competitors with the "Kal-yeo" command at the spot where the violation took place.

**V.A.4.b.** He/she will face the perpetrator of the offense and give a verbal warning to the competitor.

**V.A.5. To Award a Kyong-go (Half-Point Penalty):** *(See Appendix A)*

**V.A.5.a.** The Referee shall break the competitors with the "Kal-yeo" command at the spot where the violation took place, and will then turn to the timekeeper and declare "Shi-gan" (Non-injury time-out).

**V.A.5.b.** Next, the Referee will face the perpetrator of the offense and place his/her right fist, forefinger extended behind his/her right ear and then point to the perpetrator's forehead, extending the interior of the arm to 135 degrees and acknowledge them as either Chung or Hong. Next he/she will place his/her right fist, forefinger extended to his/her left shoulder and then point at the forehead of the pertinent contestant with arm fully extended and declare "Kyong-go" (Half-Point Penalty).

**V.A.6. To Award a Gam-jeom (Full-Point Penalty):** *(See Appendix A)*

**V.A.6.a.** The Referee shall break the competitors with the "Kal-yeo" Command at the spot where the violation took place, and then turn to the timekeeper and declare "Shi-gan" (Non-injury time-out).

**V.A.6.b.** Next, the Referee will face the perpetrator of the offense, then place his/her right fist, forefinger extended behind his/her right ear and then point to the perpetrator's forehead, extending the interior of the arm to 135 degrees and acknowledge them with either "Chung or Hong".

**V.A.6.c.** Still facing the perpetrator, the Referee will assume Char-yeot stance, drop the hands down to his/her sides, close the fist and then vertically raise his/her right fist, forefinger extended, and declare "Gam-jeom" (Full-Point Penalty).

**V.A.7. To Continue the Match:** *(See Appendix A)*

**V.A.7.a.** The Referee shall say "Kye-sok" (continue) while striking sharply downward from the ear with a right knifehand and returning upward.

**V.A.8. To End the Match:** *(See Appendix A)*

**V.A.8.a.** The Referee shall say "Keu-man" (stop) and command the competitors return to the starting position.

**V.A.8.a.1.** If using paper scorecards, the Judges bring the completed scorecards to the Referee who then approaches the table, bows and then presents them to the Team Leader. The Team Leader then determines the winner and informs the Referee. The Referee then returns to his position in the center of the ring.

**V.A.8.b.** The athletes should remove their headgear and place it under their left arm. The Referee will bow out the competitors following the same procedure used to bow them in.

**V.A.9. To Award the Winner:** *(See Appendix A)* Still standing between the two competitors and facing the computer operator, he/she will drop both hands to the his/her side, raise the right arm with the closed fist to the sternum, continuing to raise the right arm in a knifehand up at a 45-degree angle with the palm facing upward and declare "Chung Sung" if Blue is the winner. If Red is the winner, follow the same procedure with the left hand and declare "Hong Sung".

**V.A.10. To Award the Medal Places**

At the end of the competition, the Referee will line up the top 4 place winners by calling the names of the winners from 1<sup>st</sup> place to 4<sup>th</sup> place (or 3<sup>rd</sup> if awarding 2 third places), indicating where they should stand. The Referee will then announce the places starting with 4<sup>th</sup> place (or 3<sup>rd</sup> if awarding 3 third places) and ending with 1<sup>st</sup> place while extending the appropriate number of fingers over the competitors head to indicate the place they won.

**Article VI. Weight (lbs) and Age Divisions in General****VI.A. Senior Division - Black Belts, 18 to 32**

MALE Weight Groups		FEMALE Weight Groups	
Fin	Not Exceeding 119.0	Fin	Not Exceeding 101.4
Fly	119.1 – 27.8	Fly	101.5 – 107.9
Bantam	127.9 – 138.8	Bantam	108.0 – 116.7
Feather	138.9 – 149.7	Feather	116.8 – 125.6
Light	149.8 – 163.0	Light	125.7 – 136.6
Welter	163.1 – 176.3	Welter	136.7 – 147.6
Middle	176.4 – 191.7	Middle	147.7 – 160.8
Heavy	191.8+	Heavy	160.9+

**VI.B. Senior Division colored belts and all belts in Executive & Ultra Divisions**

Male Divisions		Female Divisions	
Senior	18 to 32	Senior	18 to 32
Executive	33 to 42	Executive	33 to 42
Ultra	43 & Up	Ultra	43 & Up
Weight Groups		Weight Groups	
Fly	Not Exceeding 127.9	Fly	Under 108.0
Feather	128.0 – 149.9	Feather	108.0 – 125.7
Welter	150.0 – 176.4	Welter	125.8 – 147.7
Heavy	176.5+	Heavy	148.8+

**VI.C. Junior Black Belt Divisions, Ages 14 to 17**

MALE Weight Groups		FEMALE Weight Groups	
Fin	Not Exceeding 99.2	Fin	Not Exceeding 92.6
Fly	99.3 – 105.8	Fly	92.7 – 97.0
Bantam	105.9 – 112.4	Bantam	97.1 – 101.4
Feather	112.5 – 121.3	Feather	101.5 – 108.0
Light	121.4 – 130.1	Light	108.1 – 114.6
Welter	130.2 – 138.9	Welter	114.7 – 121.3
Light Middle	139.0 – 149.9	Light Middle	121.4 – 130.1
Middle	150.0 – 160.9	Middle	130.2 – 138.9
Light Heavy	161.0 – 172.0	Light Heavy	139.0 - 149.9
Heavy	172.1+	Heavy	150.0+

**VI.D. 14 to17 Colored Belts Divisions**

MALE Weight Groups		FEMALE Weight Groups	
Fly	Not exceeding 105.9	Fly	Not exceeding 97.0
Feather	106.0 – 121.3	Feather	97.1 – 108.0
Welter	121.4 – 138.9	Welter	108.1 – 121.3
Middle	139.0 – 160.9	Middle	121.4 – 138.9
Heavy	161.0+	Heavy	139.0+

**Article VII. Duration of Competition**

**VII.A. Colored Belt Rounds.** All colored belt matches shall consist of two 90-second rounds with a 30-second rest between rounds.

**VII.B. Black Belt Rounds**

**VII.B.1.** For the AAU National Championships and the AAU Junior Olympic Games, all Black Belt matches shall consist of three 90 second rounds with a 30 second rest between rounds.

**VII.B.2.** For Team Trials ONLY, all Black Belt matches shall consist of three 2 minute rounds with a one minute rest between rounds.

**VII.B.3.** For District and Regional competition, the tournament Directors have the option of scheduling two 2 minute rounds with a 30 second rest between rounds or three 90 second rounds with a 30 second rest between rounds.

**VII.C. Advanced & Black Belts Combined.** For Nationals Championships, when Red/Brown belts are combined with Black belts all matches shall consist of three, 90 second rounds with a 30-second rest between rounds. When Red/Brown belts are combined with Black Belts at the District and Regional level, they will compete using the same duration guidelines as are being used for the Black Belt divisions for that event.

**VII.D. Rest Time Between Semi-Final & Final Match.** Competitors shall be allowed at least two-minutes rest between semi-final and final matches.

**Article VIII. Authorized Implements for Scoring**

**VIII.A. Forefist.** No open hand, knife hand, ridge hand, or palm heel strikes are allowed.

**VIII.B. Foot.** Refers to any part of the foot below the ankle.

**Article IX. Authorized Areas for Scoring**

**IX.A. Head Area (Foot Only).** The "head area" is all areas above the collarbone, including neck, face, ears, top and back of head.

**IX.B. Trunk.** This area includes the entire trunk which is covered by the hogu between the armpit and the pelvis. This includes the back, except for the spine. Attack by fist and foot techniques are permitted



## Article X. Points (Valid Scores)

Points shall be awarded when permitted techniques are delivered accurately and powerfully to legal scoring areas of the body.

Points shall be awarded when permitted foot techniques are delivered accurately and powerfully to the head. The AAU will follow the most current interpretation of the WTF regarding the amount of power that is required to be considered as a point(s).

### X.A. Points Awarded for Legal Attacks to Legal Scoring Areas

**X.A.1.** One point for an attack on the scoring area of the trunk

**X.A.2.** Two points for an attack (foot) to the head.

**X.A.3.** One additional point shall be awarded in the event that the Referee deems that a knock down has occurred and the Referee counts. After counting, the Referee shall instruct the recorder to add one additional point if the technique causing the knockdown was scored a point.

**X.B. Invalidation of Points.** When a contestant scores a point or points through the use of an infraction, the point(s) shall be annulled.

**X.B.1.** To remove point(s) that were scored due to the use of an infraction the Referee should face the perpetrator and issue the appropriate penalty, then turn to face the computer operator, wave the right palm face high from left to right and then back to center.

**X.C.** When using electronic scoring, if there is a legal attack to the head area and no point is scored, any of the officials or coaches may ask for confirmation of the head kick. The Referee may declare “Shi-gan” to stop the contest and gather the Judges to ask for statements. After discussion, the Referee will publicize the resolution.

**X.D. When Using Electronic Protector and Scoring System (PSS)** points scored on the mid-section of the trunk shall be recorded automatically by the transmitter in the electronic trunk protector

**X.D.1.** Valid points scored to the head or an attack by the fist to the body shall be recorded by each judge using the electronic scoring instrument or judge’s scoring sheet.

**X.D.2.** In case of using four judges or three judges, valid points shall be those scored by at least two or more judges.

## Article XI. Definitions

**XI.A. Knock Down.** A Knock Down occurs when:

**XI.A.1.** When any part of the body other than the sole of the foot touches the floor due to the force of the opponent’s delivered technique —or—

**XI.A.2.** A contestant is staggered, showing no intention or ability to pursue the match following the opponent’s delivered technique — or —

**XI.A.3.** The Referee determines that the contest cannot continue as the result of any power technique being delivered.

**XI.B. Knock Out.** A Knock out is declared when a contestant cannot continue the match after the Referee’s “Yeo-dul” (eight) count at which time the Referee will continue the count to “Yul” (ten).

### XI.C. Referee Stops Contest (R.S.C.)

**XI.C.1.** When the Referee or tournament physician determines that a contestant can not continue

**XI.C.2.** When the contestant’s coach throws in a towel to stop the fight

**XI.C.3.** When a contestant protests a Referee’s call and does not continue the contest at the Referee’s command within one minute

**XI.C.4.** When the Referee declares a mismatch

## Article XII. In The Case Of A Knockdown

**XII.A. The Referee shall:**

**XII.A.1.** Stop the attacking fighter by commanding “Kal-yeo” and keep the two competitors apart and determine the severity of the injury

**XII.A.2.** Count aloud from one to ten, at one-second intervals, making the appropriate hand signals indicating the passage of time. There is a mandatory eight count

**XII.A.3.** When a contestant who has been knocked down cannot demonstrate a willingness to continue the contest by the count of Yeo-dul (eight), the Referee will announce the other contestant the winner by KO.

**XII.A.4.** If the downed contestant stands up and is recovered by the count of eight and has demonstrated a willingness to continue, the Referee shall turn to the timekeeper and declare “Shi-gan” (Non-injury time-out) and announce “ Chung, Il Joem” or “ Hong, Il Joem” (add one bonus point if the technique causing the standing eight count was scored a point).

**XII.A.5.** After the addition of the bonus point, the Referee shall continue the contest by announcing “Kye-sok”.

**XII.A.6.** The Referee shall continue the count regardless of the end of the round or the contest time.

**XII.A.7.** In case both contestants are downed, and one of them shows a willingness to continue, the Referee shall continue the count as long as the other contestant remains downed.

**XII.A.8.** In case both contestants are downed and fail to show a willingness to continue by the count of ten, the winner shall be decided by the points scored before the knockdowns.

**XII.B. Procedures To Be Followed After Knock Out.** In the case of a knock out by head attack, the competitor may not enter another sparring competition until after 30 days and after receiving a physical examination and clearance from a physician.

## Article XIII. Procedures for Suspending a Match

The following procedures are used to stop the match for non-injury time such as equipment adjustment, removal of foreign objects from competition floor, etc. or for an injury that is not defined as a knockdown such as accidental falling or an injury from a prohibited act.

**XIII.A. To suspend a match for any reason other than injury the Referee shall:**

**XIII.A.1.** Declare “Kal-yeo” to stop the competitor action

**XIII.A.2.** Order the timekeeper to suspend the time by declaring “Shi-gan” (non-injury timeout) using the proper hand signal

**XIII.B. To suspend a match for injury the Referee shall:**

**XIII.B.1.** Declare “Kal-yeo” to stop the competitor action

**XIII.B.2.** Order the timekeeper to suspend match time and start injury

time by declaring “Kye-shi” (injury timeout) using the proper hand signal. (Kye-shi time shall not exceed one-minute.)

**XIII.B.3.** Allow the injured competitor to receive first aid (within one minute) Medical personnel may extend the injury time out period.

**XIII.B.4.** Contestants will receive one injury ‘time out’ per match per injury. Once initial injury ‘time out’ has expired, contestant may not receive another injury ‘time out’ for the same injury.

**XIII.C. If the injured competitor cannot continue the match after one minute the Referee shall:**

**XIII.C.1.** Declare the injured competitor the loser if the injury was not the result of an attack

**XIII.C.2.** Declare the injured competitor the loser if the injury was the result of an act that would not have resulted in a penalty for the attacking competitor

**XIII.C.3.** Declare the injured competitor the loser if the injury was the result of a prohibited act that would have been assessed a Kyong-go penalty

**XIII.C.4.** Declare the injured competitor the winner if the injury was the result of a prohibited act that would have been assessed a Gam-jeom penalty

**XIII.C.5.** Declare a winner based on the score before the injury if both contestants are injured and cannot continue

**XIII.C.6.** May consult with the Team Leader and/or Judges to make a decision

**Article XIV. Sudden Death Round and Rules of Superiority**

**XIV.A.** To determine the winner at the end of the regulation time the computer program or Score Keeper (if using paper scoring) will calculate points scored throughout all of the rounds. Penalty points are not added back to break a tie.

**XIV.B.** In the event the score is tied a sudden death round will follow. The players will be directed back to their coaches’ seat for the normal rest period between rounds. During the sudden death round, the first point scored or the first full point penalty (combination of kyong-gos or a Gam-jeom) will decide the winner. If the match is still not decided then the rules of superiority will be used to determine the winner. The Judges will decide the winner based on initiative shown during the sudden death round only. This will be done through the use of the controllers

**XIV.C.** The following procedure will be used to determine the winner:

**XIV.C.1.** From the center and while facing the head table, the Referee bring both hands up to the chest and announce “Woo-Si-Girok”.

**XIV.C.2.** The Judges will immediately click the controller for Chung or Hung as the superior player. The referee does not vote for the winner.

**XIV.C.3.** The Referee will then bow out the competitors and award the winner by declaring “ Chung Sung” or “ Hong Sung”.

**XIV.D.** The decision of superiority will be made in the following manner:

**XIV.D.1.** The one who has shown initiative, which is defined as:

**XIV.D.1.a.** Technical dominance of the opponent through aggressive match management

**XIV.D.1.b.** The greater number of techniques executed

**XIV.D.1.c.** The use of more advanced techniques, both in difficulty and complexity

**XIV.D.1.d.** Display of better competition manner

**Article XV. Decision**

**XV.A. Determination of the Winner** shall be made as follows:

**XV.A.1.** Win by K.O

**XV.A.2.** Win by Referee stops contest (RSC)

**XV.A.3.** Win by Score or Superiority

**XV.A.4.** Win by seven point gap

**XV.A.5.** Win by Withdrawal

**XV.A.6.** Win by Disqualification

**XV.A.7.** Win by Referee’s punitive declaration

**XV.B. Seven Point Gap Rule**

**XV.B.1.** For ages 14 & up, the match ends immediately upon a seven point gap in score.

**XV.B.2.** For ages 13 & under, the seven point gap is not considered until the end of the 1<sup>st</sup> round. If a seven point gap or greater exists at the end of the 1<sup>st</sup> round then the match is over. Otherwise the 2<sup>nd</sup> round will begin and continue until a seven point gap is obtained.

**Article XVI. Prohibited Acts**

**XVI.A.** The Referee shall declare penalties on any prohibited acts.

**XVI.B.** In the case of multiple penalties being committed simultaneously, the heavier penalty shall be declared.

**XVI.C.** Penalties are divided into Kyong-go (1/2 point) and Gam-jeom (full point) penalties.

**XVI.D.** Two Kyong-gos shall be counted as a one point penalty which will be recorded by adding one point to the opponent’s score. The last odd kyong-go shall not be counted in the grand total.

**XV A** Gam-jeom shall be counted as a one point penalty which will be recorded by adding one point to the opponent’s score. All Gam-jeoms are counted in the grand total.

**XVI.F. Joo-eui** (Verbal Warning)

**XVI.F.1.** Only one Joo-eui per infraction, per round, per competitor.

**XVI.F.2.** A Joo-eui does not affect points, but a “Kyong-go” must be given in the event the athlete repeats the same act during the same round. Therefore, if an official gives a Joo-eui for falling down, he must give a Kyong-go if the athlete falls again and it is not the result of a knockdown or the result of being pushed down by the other athlete.

**XVI.F.3.** Joo-euis are only given for prohibited acts related to Kyong-go penalties and never for Gam-jeom penalties.

**XVI.G. Kyong-go Penalties** (Half-Point Penalties).

**XVI.G.1.** Evading by turning the back to the opponent

**XVI.G.2.** Intentionally falling down

**XVI.G.3.** Avoiding the match

**XVI.G.4.** Grabbing, holding or pushing the opponent

**XVI.G.5.** Attacking below the waist

**XVI.G.6.** Pretending injury

- XVI.G.7.** Butting or attacking with the knee
- XVI.G.8.** Hitting the opponent's face with the hand
- XVI.G.9.** Crossing the boundary line with both feet
- XVI.G.10.** Uttering undesirable remarks or misconduct
- XVI.G.11.** Lifting the knee to avoid a valid attack or impede the progress of an attack

#### **XVI.H. Gam-jeom penalties** (Full Point Penalties)

- XVI.H.1.** Attacking the opponent after "Kal-yeo"
- XVI.H.2.** Throwing down the opponent by grappling the opponent's attacking foot in the air with the arm or by pushing the with the hand
- XVI.H.3.** Intentionally attacking the opponent's face with the fist
- XVI.H.4.** Interrupting the progress of the match on the part of the contestant or coach
- XVI.H.5.** Attacking the fallen opponent
- XVI.H.6.** Violent or extreme remarks or behavior on the part of the contestant or coach

**XVI.I.** When a contestant refuses to comply with the competition rules or the Referee's order intentionally, the Referee may declare the contestant loser by penalties after one minute (announce Kye-shi).

**XVI.J.** Any combination of half point or full point penalties, which brings the total of "minus" points to four (4), shall cause that competitor to be declared the loser.

**XVI.K.** To reverse a violation call the Referee shall repeat the wrong signal, then wave the right palm twice horizontally from right to left as wide as the shoulders while facing the computer operator. He will then declare the proper infraction. (*See Appendix A*)

### **Article XVII. Protests**

**XVII.A. Filing a Protest.** In case there is an objection to a decision; the appointed coach (and he/she alone) representing the athlete may file a written protest to the Chief Arbiter or Tournament Arbitration Committee, along with a fee of \$75 (cash only). The protest will be submitted on the official protest form (See Appendix B). The appointed coach MUST inform the Referee or Team Leader of that match immediately that it is their intent to protest the match. The written protest itself must be filed within a reasonable period of time. However, if the protest involves in error in the management of that division, such as miscalculating the score or misidentifying an athlete, the correction must take place immediately.

#### **XVII.B. Deliberation Process.**

- XVIII.B.1.** After reviewing the protest application, the content of the protest must be arranged according to the criterion of "acceptable" or "unacceptable".
- XVII.B.2.** If necessary, the arbiter can hear opinions from the Referee, Judges, or Team Leader.
- XVII.B.3.** If necessary, the arbiter can review the material evidence of the decisions, such as the written data (score sheets). Videotapes WILL NOT be admitted as evidence to confirm or disconfirm the protest.
- XVII.B.4.** Errors in determining the match results: Mistakes in calculating the match score or misidentifying a contestant shall result in the decision being reversed.
- XVII.B.5.** Error in application of rules: When it is determined by the arbiter that the Referee made a clear error in applying the competition rules, the outcome of the error shall be corrected and the Referee shall be disciplined/sanctioned.
- XVII.B.6.** Errors in factual judgment: When the arbiter decides that there was clearly an error in judging the facts such as impact of striking, severity of action or conduct,

- intentionally, timing of an act in relation to a declaration or area, the decision shall not be changed and the official(s) who have made the error shall be disciplined/sanctioned.
- XVII.B.7.** The decision of the arbiter will be final and there will be no means of further appeal.

### **Article XVIII. Safety Rules Governing Olympic-Style Sparring for Junior Competitors**

The following special section of the Competition Rules shall apply to youths (5 to 13 \*\*years of age all belts and 14 to 17 year old colored) competing in the Olympic Style Division.

**XVIII.A. General Rules.** In the local/preliminary, District, Regional, and National level competition, the rules concerning a kick to the head area shall be as follows:

- XVIII.A.1.** The competitor is encouraged to kick to the head area; however, the kick must be light contact with absolute control or the appropriate penalty shall be invoked.
  - XVIII.A.2.** The competitor who executes a successful technique (light contact) will be awarded two points.
  - XVIII.A.3.** The competitor who executes a kick to the face or neck, which does not cause injury, but, in the judgment of the Referee, is deemed excessive, will receive a one-point penalty (gam-jeom).
  - XVIII.A.4.** The competitor who executes a kick to the face or neck, which results in a minor injury, shall receive a one-point penalty. A minor injury is defined as an abrasion or bleeding caused by excessive contact. The Referee, with or without consultation with the tournament physician, shall determine if the abrasion or bleeding is a minor injury and if the attack is a non-excessive one.
  - XVIII.A.5.** The competitor who executes a kick to the face or neck, which results in the inability of the opponent to continue sparring because of the injury, shall be disqualified. The Referee, with or without consultation with the tournament physician, shall determine if the attack is excessive contact, and if the injury is a major one.
- NOTE: Inability to continue because of fright, crying, or loss of will following a legal kick to the head does not constitute grounds for disqualification of the attacker.**

**\*\*Note Exception: The 12-13 year olds competing at the National Team Trials competition shall compete using the same rules as the 14-17 year olds.**

**XVIII.B. Junior Olympic Style Sparring Divisions** will be categorized by age, belt, weight and gender. The following divisions are for all ranks, ages 5 to 13

MALE			FEMALE		
Ages	Weight Groups		Ages	Weight Groups	
5	Light	45.0 & Under	5	Light	45.0 & Under
	Heavy	Over 45.0		Heavy	Over 45.0
6-7	Fly	Under 40.1	6-7	Fly	Under 40.1
	Feather	40.1 – 52		Feather	40.1 – 52
	Light	52.1 – 65		Light	52.1 – 65
	Middle	65.1 – 78		Middle	65.1 – 78
	L. Heavy	78.1 – 90		L. Heavy	78.1 – 90
	Heavy	Over 90		Heavy	Over 90
8-9	Fly	Under 55.1	8-9	Fly	Under 55.1
	Feather	55.1 – 67		Feather	55.1 – 67
	Light	67.1 – 80		Light	67.1 – 80
	Middle	80.1 – 92		Middle	80.1 – 92
	L. Heavy	92.1 – 105		L. Heavy	92.1 – 105
	Heavy	Over 105		Heavy	Over 105
10-11	Fly	Under 65.1	10-11	Fly	Under 65.1
	Feather	65.1 – 78		Feather	65.1 – 78
	Light	78.1 – 90		Light	78.1 – 90
	Middle	90.1 – 102		Middle	90.1 – 102
	L. Heavy	102.1 – 115		L. Heavy	102.1 – 115
	Heavy	Over 115		Heavy	Over 115
12-13	Fly	Under 75.1	12-13	Fly	Under 70.1
	Feather	75.1 – 87		Feather	70.1 – 82
	Light	87.1 – 100		Light	82.1 – 94
	Middle	100.1 – 112		Middle	94.1 – 106
	L. Heavy	112.1 – 125		L. Heavy	106.1 – 120
	Heavy	Over 125		Heavy	Over 120

## General Rules and Regulations for Forms/Patterns Competition

### Article I. Competition Shall Be Divided By Age, Belt and Gender In General.

#### I.A. All ages and belt divisions

Age Groups	Belt Divisions
5 Male	Novice, Intermediate, Advanced
5 Female	Novice, Intermediate, Advanced
6 & 7 Male	Novice, Intermediate, Advanced
6 & 7 Female	Novice, Intermediate, Advanced
8 & 9 Male	Novice, Intermediate, Advanced, Black
8 & 9 Female	Novice, Intermediate, Advanced, Black
10 & 11 Male	Novice, Intermediate, Advanced, Black 1, Black 2 & Up
10 & 11 Female	Novice, Intermediate, Advanced, Black 1, Black 2 & Up
12 & 13 Male	Novice, Intermediate, Advanced, Black 1, Black 2 & Up
12 & 13 Female	Novice, Intermediate, Advanced, Black 1, Black 2 & Up
14 & 15 Male	Novice, Intermediate, Advanced, Black 1, Black 2 & Up
14 & 15 Female	Novice, Intermediate, Advanced, Black 1, Black 2 & Up
16 & 17 Male	Novice, Intermediate, Advanced, Black 1, Black 2 & Up
16 & 17 Female	Novice, Intermediate, Advanced, Black 1, Black 2 & Up
Senior Male	Novice, Intermediate, Advanced, Black 1, Black 2, Black 3, Black 4 & Up
Senior Female	Novice, Intermediate, Advanced, Black 1, Black 2, Black 3, Black 4 & Up
Executive Male	Novice, Intermediate, Advanced, Black 1, Black 2, Black 3 & Up
Executive Female	Novice, Intermediate, Advanced, Black 1, Black 2, Black 3 & Up
Ultra Male	Novice, Intermediate, Advanced, Black 1, Black 2, Black 3 & Up
Ultra Female	Novice, Intermediate, Advanced, Black 1, Black 2, Black 3 & Up

**I.B.** In Junior Divisions (ages 5 to 17), where there are 40 or more athletes, that division will be divided into two divisions according to age.

### Article II. Merits

Merit will be awarded on the basis of beauty, grace, rhythm, focus, power, and technique.

### Article III. Judging Procedure.

Forms/patterns may be scored by one of the following two methods.

#### III.A. Individual Scored Forms Competition

**III.A.1** Judges shall be seated in the four corners with the Referee in front of the scorer's table.

**III.A.2** Points shall be awarded on a scale of 7.0 to 10.0 in tenth of point (.1) increments, 7.0 being the lowest score awarded for a completed pattern. 8.0 shall be the score awarded by an Official for what that Official deems to be an average performance for that age and rank division in which the player competes.

**III.A.3** Judges shall display the score of each competitor.

**III.A.4** The highest and lowest scores shall be thrown out and the remaining three scores added to compute "total score".

**III.A.5** In the case of a tie, the lowest score shall be added back to break the tie. If still tied, the highest score shall then be added back as well. If this procedure fails to break the tie, then both competitors shall repeat their form/pattern (competitors may choose to do a different form/pattern, but are not required to do so).

**III.A.6** The Score Keeper shall record the computation of the total score on the score sheet and the Referee shall sign the division results sheet.

**III.A.7** Anyone under Black Belt may begin a pattern a second time with a two-tenths (.2) deduction from the total score (not each individual Judge's score).

### **III.B. Bracketed Competition**

All methods of Bracketed competition are allowed. At National level competition, the Brazilian Repechage system will be used. (See Appendix D) Two competitors will perform their form/pattern simultaneously. No competitor may begin his pattern a second time (unless both competitors are unable to complete their form during the first time through).

When using three judges, they shall be positioned in an equilateral triangle—one on each front corner and one between the two remaining corners. The referee shall abstain from scoring.

When using five scorers, the judges shall be positioned at the four corners of the competition area and the referee shall be positioned in the rear between the two corner judges. The referee shall represent the fifth scorer.

## **Article IV. Duties of Officials (Referees, Judges, Team Leaders (TL) and Computer Operators)**

### **IV.A. Referee**

**IV.A.1.** Ensure all competitors are doing the correct form prior to the start of the division

**IV.A.2.** Give pre-competition instructions when necessary

**IV.A.3.** Control the entry and exit of the competitors to the mat

**IV.A.4.** Call of scores from the judges and announce the winner based on those scores

**IV.A.6.** Independently state his/her opinion regarding the modification of a form when requested by the Team Leader and/or National Chief Referee

**IV.A.7.** Announce the match winners

### **IV.B. Judges**

**IV.B.1.** Be positioned in an equilateral triangle – one on each front corner and one between the two remaining corners

**IV.B.2.** Indicate their vote for winner through the use of the flag or electronic scoring implement upon the Referee's command

**IV.B.3.** Stand and offer an opinion on modification or alteration of a form prior to the 'Call' command

### **IV.C. Team Leader**

**IV.C.1.** Consult with the Referee and Judges if necessary

**IV.C.2.** Inspect the bracket for accuracy

**IV.C.3.** Confirm the winner only on the basis of the Referee's declaration and judge's score

**IV.C.4.** In the case of questions, the Team Leader should consult with the appropriate Judge or Referee

**IV.C.5.** Stand and offer an opinion on modification or alteration of a pattern prior to the Referee's "Call" command

**IV.C.6.** Request arbitration if needed

**IV.C.7.** Oversee the computer operator/scorekeeper

**IV.C.8.** Manage the ring and mentor the officials

### **IV.D. Computer Operator**

**IV.D.1.** Keep accurate brackets of each match, ensuring that the correct competitor is advanced

**IV.D.2.** Record the winner on the scoreboard

**IV.D.3.** Call the names of the competitors when indicated to do so by the Referee

**IV.D.4.** Complete the bracket sheet correctly showing 1<sup>st</sup>, 2<sup>nd</sup>, 3<sup>rd</sup>, and 4<sup>th</sup> place winners

## **Article V. Official Signals and Language**

Officials shall use authorized gestures and terminology, as indicated below during the competition.

### **V.A. Referee**

#### **V.A.1. Before the Start of the Division**

The Referee shall line up the competitors at the back of the ring and bow in the division. Next, the referee shall check all competitors' forms to insure that they are performing patterns appropriate to their rank and division.

#### **V.A.2. Before the Match**

Calling the competitors: The Referee stands at his/her mark in the ring, with both arms bent at the elbow at a 45 degree angle and the index fingers extended. He then calls the competitors to their marks by say "Chung" (blue) and pointing the right index finger down to a 45 degree angle and slightly forward towards the athlete's mark, and then repeats the same procedure with the left hand for "Hong" (red).

#### **V.A.3. Bow in the Competitors**

The Referee shall raise both arms (triceps parallel to the floor), hands open (palms facing inward) and forearms bent vertically at the elbows and say "Char-yeot" (attention), to indicate that the competitors should face one another and come to attention. Next the Referee shall extend the palms downward and parallel to the floor at chest level while saying "Kyeong-rye" (bow) to indicate that the competitors should bow to one another.

#### **V.A.4. To Start the Match**

The Referee after bowing in the two competitors shall tell them to face the front. Once facing the front the referee will tell the competitors to move to their starting positions. The Referee will then announce "Joon-bi" (ready). After the announcement of "Joon-bi" (ready) the referee shall start to back out of the ring. Once the competitors are ready the Referee shall announce "Shi-jak" (begin).

**V.A.5.** The Referee shall exit the back of the ring and stand at the edge of the mat.

**V.A.6. To End the Match and Vote for the Winner**

The Referee will return to the center of the ring, and call competitors back to the starting position. The Referee will then bow out the competitors following the same procedure used to bow in the competitors. Next, with both arms parallel to the floor, palms down and fingertips touching the Referee will command “Judges, Call”. The Referee shall remain with both arms parallel to the floor, palms down and fingertips touching and calculate the votes of the three judges.

**V.A.7. To Award the Winner**

Next, still standing between the two competitors and facing the head table, he/she will drop both hands to the his/her side, raise the right arm with the closed fist to the sternum, continuing to raise the right arm in a knife-hand up at a 45-degree angle with the palm facing upward and declare “ Chung Sung” if Blue is the winner. If Red is the winner, follow the same procedure with the left hand and declare “Hong Sung”.

**V.A.8. To Award the Medal Places**

At the end of the competition, the Referee will line up the top 4 place winners by calling the names of the winners from 1<sup>st</sup> place to 4<sup>th</sup>, indicating where they should stand. The Referee will then announce the places starting with 4<sup>th</sup> place and ending with 1<sup>st</sup> place while extending the appropriate number of fingers over the competitors head to indicate the place they won.

**V.B. Judges**

**V.B.1. To make a call**

Upon the referee’s command, “Judges”, shall hold the flag at chest level parallel to the floor. Upon the Referee’s command “Call” each judge shall flip the flag perpendicular to the floor with the color of the flag corresponding to the player that the judge feels performed the superior pattern, according to the criteria of Article II (Merits), pointed upward. If using electronic scoring implements, the Judges shall press the appropriate one point button to indicate their vote for the winning competitor.

**V.B.2. To indicate that a form may have been modified**

Prior to Referee making the ‘Judges-Call’ command, if a judge feels a form may have been modified, he/she shall stand up and kihap. Upon being questioned by the Referee, the judge will state their opinion as to why the form was modified.

**Article VI. Recognized Forms/Patterns**

**IV.A.** The official Forms/Patterns accepted for competition shall be:

Divisions	ITF	WTF	TSD/MDK
<b>Novice</b> White, Yellow Orange	Chon-Ji Dan-Gun Do-San	Pal Gwe 1-2 Taeguek 1-2	Ki-Cho (KiBon) 1-3 Pyung-An/Pinan 1 Basic Form 1-3
<b>Intermediate</b> Green, Purple Blue	Won-Hyo Yul Gok Joong-Gun Toi-Gye	Pal Gwe 2-6 Taeguek 2-6	Ki-Cho (Ki Bon) 3 Pyung-An/Pinan 1-4
<b>Advanced</b> Red, Brown	Hwa-Rang Choong-Moo	Pal Gwe 6-8 Taeguek 6-8	Pyung-An/Pinan 4-5 Passaai (Bassai)
<b>1<sup>st</sup> Dan</b>	Kwang-Gae Po-Eun Ge-Baek	Koryo	Jin Do Jit-Te
<b>2<sup>nd</sup> Dan</b>	Eui-Am Choon-Jang Ko-Dang Juche	Keumgang	Ro-Hai
<b>3<sup>rd</sup> Dan</b>	Sam-Il Yoo-Sin Choi-Yong	Taebaek	Kong San Kun
<b>4<sup>th</sup> Dan</b>	Yon-Gae Ul-Ji Moon-Moo	Pyongwon	Wan Shu
<b>5<sup>th</sup> Dan</b>	So-San Se-Jong	Sip Jin	Ji-On
<b>6<sup>th</sup> Dan</b>	Tong-Il	Jitae	O Sip Sa Bo Tae Guik Kwon
<b>7<sup>th</sup> Dan</b>		Chonkwon	Sei-Shan So Rim Jang Kwon
<b>8<sup>th</sup> Dan</b>		Hansu	Sip Soo
<b>9<sup>th</sup> Dan</b>		Ilyeo	

**VI.B. Forms/Patterns Can Not Be Altered or Modified.** Do not add or leave out kicks or movements. Doing so can result in disqualification. No variation from the above list will be accepted.

**VI.C.** Players may do ANY Form/Pattern listed for their division or one division below **up to their current rank.**

**VI.D. Proper Protocol for Athlete Introduction to Referee.****VI.D.1. Procedure when using scored forms**

**VI.D.1.a.** When a player is called to perform his/her form/pattern, they will approach the Referee in order to give their name and the name of their form. When approaching and backing away from the Referee, the competitor should do so quickly. The competitor, after having backed away from the Referee to begin their form/pattern, should begin when ready. Upon completion of the form/pattern the Competitor should return to "Joon-bi" without waiting for the Referee to command to do so.

**VI.D.1.b.** Players should not give their school name or instructor's name.

**VI.D.1.c** Black Belt competitors are also required to state their current rank.

**VI.D.2.** For bracketed forms, the above protocol is not used. The Referee will check all forms being performed and athlete's rank prior to the start of competition.

**General Rules and Regulations for Team Form Competition****Article I. Competition Rules**

**I.A.** Competition must be conducted according to the respective rules of individual competitor **Forms CANNOT be altered OR modified.**

**Article II. Team Make-Up**

**II.A.** All team members must be Black Belts.

**II.B.** Teams shall consist of three members.

**II.C.** An individual may compete on only one team.

**Article III. Age & Gender Divisions**

**III.A.** Competitors will be grouped according to the following table:

**III.A.1.** 5 to 17 year olds

**III.A.2.** 18 year olds and up

**III.B.** Teams may consist of all female, all male, or a combination of females and males. Competitors must compete within their own age group.

**Article IV. Determination of Winning Team**

A team score will be awarded based on all criteria used in judging individual forms competition as well as the presentation of the team as a unit.

**Article V. Criteria for Form Selection**

Black Belt teams may perform any pattern up to the level (rank) of the senior ranking member of that team.

**Article VI. Team Bracketed Forms**

Procedure is identical to single competitor bracket forms with the exception that both teams will not perform their pattern simultaneously. After bow-in Hong exits the ring. Chung will then perform their pattern after. Once Chung has completed their pattern and exited the ring, Hong will reenter and perform their pattern. Referee will then follow the same procedure for bow-out and declaration of winner.

## Eligibility Requirements for National AAU Taekwondo Championships and AAU Junior Olympic Games Competition

### Article I. Requirements

All participants must be currently registered AAU members.

### Article II. Eligibility for the National Championships

#### II.A. Competition open to:

II.A.1. Male and Female

II.A.2. All Belts

II.A.3. All Ages

II.B. Athletes must have placed 1<sup>st</sup> through 8<sup>th</sup> in an individual sparring or forms division in an AAU sanctioned District or Regional Championship of the current year, or

II.C. Athletes must have placed 1<sup>st</sup> in an individual sparring or forms Division in the **prior year's** National AAU Taekwondo Championships.

### Article III. Eligibility for the AAU Junior Olympic Games

#### III.A. Competition open to:

III.A.1. Male and Female

III.A.2. Brown/Red and Black Belt Divisions only

III.A.3. Ages 6 to 17

III.B. Athletes must have placed 1<sup>st</sup> through 8<sup>th</sup> in an individual sparring or forms division in an AAU sanctioned District or Regional Championship of the current year, or

III.C. Athletes must have placed 1<sup>st</sup> in an individual sparring or forms division in the **prior year's** AAU Junior Olympic Games.

***You must participate at a qualifying event. No athlete can be placed 1<sup>st</sup> through 8<sup>th</sup> without actual participation at a qualifying event.***

## Eligibility Requirements AAU National Team

The AAU Taekwondo Program will conduct competition for the purpose of selecting National AAU Taekwondo Teams to represent it in other national and international WTF/Olympic style competitions.

### Article I. Requirements

I.A. All participants must be currently registered AAU members.

I.B. All participants must qualify at the AAU Taekwondo National Championships or be a current team member in good standing from either age group offered at Team Trials.

### Article II. Team Types, Selection, and Benefits

#### II.A. The 10 – 11 Year Old Cadet Team

##### II.A.1. Selection Process

II.A.1.a. The 10 – 11 year old Cadet Team will be comprised of those participants who place 1<sup>st</sup> at the current year's AAU Taekwondo National Championships in the 10 – 11 year old Black Belt Olympic style sparring divisions.

##### II.A.2. Benefits

II.A.2.a. All 10 – 11 year old Cadet Team members will receive an invitation to the AAU National Team Training Camp.

II.A.2.b. All 10 – 11 year old Cadet Team members will receive a warm-up suit.

##### II.A.3. Other Issues

II.A.3.a. All 10 – 11 year old Cadet Team members attending the training camp must be accompanied by an adult.

II.A.3.b. All expenses to the camp will be the responsibility of the team member.

#### II.B. The 12 – 13 Year Old Cadet Team

##### II.B.1. Selection Process

II.B.1.a. All 12 – 13 year old participants who place 1<sup>st</sup> through 4<sup>th</sup> at the current year's AAU Taekwondo National Championships in the 12 – 13 year old Black Belt Olympic style sparring divisions will receive an invitation to the AAU National Team Trials competition.

II.B.1.b. All 1<sup>st</sup> place competitors at Team Trials will be selected as a 12 – 13 year old Cadet Team members.

##### II.B.2. Benefits

II.B.2.a. All 12 – 13 year old Cadet Team members will receive an invitation to the AAU National Team Training Camp which they must attend.

II.B.2.b. All 12 – 13 year old Cadet Team members traveling with the team will receive financial support including transportation, lodging, and entry fees.

II.B.2.c. All 12 – 13 year old Cadet Team members will receive a team warm-up suit, uniform and full sparring gear.

##### II.B.3. Other Issues

II.B.3.a. It is recommended that all 12 – 13 year old Cadet Team members traveling with the team be accompanied by an adult.

#### II.C. The 14 – 17 Year Old Junior Team

##### II.C.1. Selection Process

II.C.1.a. All 14 – 17 year old participants who place 1<sup>st</sup> through 4<sup>th</sup> at the current year's AAU Taekwondo National Championships in the 14 – 17 year old Black Belt Olympic style sparring divisions will receive an invitation to the AAU National Team Trials competition.



**II.C.1.b.** All 1<sup>st</sup> place competitors at Team Trials will be selected as a Junior Team member.

**II.C.2. Benefits**

**II.C.2.a.** All 14 – 17 year old Junior Team members will receive an invitation to the AAU National Team Training Camp which they must attend.

**II.C.2.b.** All 14 - 17 year old Junior Team members traveling with the team will receive financial support including transportation, lodging, and entry fees for international competition.

**II.C.2.c.** All 14 – 17 year old Junior Team members will receive a team warm-up suit, uniform and full sparring gear.

**II.D. The Senior Team**

**II.D.1. Selection Process**

**II.D.1.a.** The Senior Team will be comprised of those participants who place 1<sup>st</sup> at the current year's AAU Taekwondo National Championships in the Senior Black Belt Olympic style sparring divisions.

**II.D.2. Benefits**

**II.D.2.a.** All Senior Team members will receive an invitation to the AAU National Team Training Camp.

**II.D.2.b.** All Senior Team members will receive a warm-up suit.

**II.D.3. Other Issues**

**II.D.3.a.** All expenses to the camp will be the responsibility of the team member.

**II.E. Current Cadet and Junior Team Members (In good standing)**

**II.E.1.** Recognizing the natural growth of Cadet and Junior Team Members, current members will be allowed to compete at their then current weight at the next Team Trials. Current team members must make the new weight division known when making application to participate in team trials. **Failure to make the declared weight class on the application will result in disqualification.**

**Article III. Age Considerations**

**III.A. 10 – 11 year old Cadet Team members**

**III.A.1.** All participants must be 10 – 11 years old during the current competition year.

**III.A.2.** An 11 year old cannot move into the 12 – 13 year old division.

**III.B. 12 – 13 year old Cadet Team members**

**III.B.1.** All participants must be 12 – 13 years old during the current competition year.

**III.B.2.** A 13 year may request to move into the 14 – 17 year old division at Nationals to receive an invitation to compete at Team Trials for a spot on the Junior Team.

**III.B.3.** Any 12 or 13 year old turning 14 during the following calendar year will be invited to travel with the Team as a Junior Team member.

**III.C. 16 and 17 year old Junior Team members**

**III.C.1.** Any 16 or 17 year old turning 18 in the following calendar year will be invited to travel with the Team as a Senior Team member.

**Article IV. Other Matters**

**IV.A.** AAU Taekwondo Team Trials Competition shall be conducted according to the "round robin" format.

**IV.B.** The AAU Taekwondo Program shall have the option of not accepting any Team Member whose position was garnered as a result of a lack of competition in their

respective weight class. Such 'winner's may be required to "audition" their proficiency before a panel chosen by the National Head Coach.

**Article V. Responsibility of AAU Taekwondo Team Members**

**V.A.** Those chosen to represent the AAU Taekwondo Program as current Team Members shall bear additional responsibilities to the AAU Taekwondo Program and these responsibilities shall be outlined and agreed upon by perspective Team Members prior to participation in the Team Trial process.

## Guidelines for Officials Decisions, Protest Procedures and Competition Proceedings

### Article I. Officials' Decisions

Official decisions made during and at the end of the contest are not negotiable. Any intent to protest must be made by the coach (not contestant) immediately following the match (refer to the protest paragraph in both Point and Olympic-Style sparring sections.) to insure that tournament officials preserve all necessary records. Subsequently, the dispute shall be decided by the Tournament arbiter(s) in consultation with the Team Leader. The arbiter(s) may also call upon the Referee and/or Judges, in order to settle the dispute.

### Article II. Competition Proceedings

**II.A.** All officials, coaches and contestants participating in a sanctioned tournament are required to observe the decorum code of the AAU and the rules of the tournament.

**II.B.** All contestants, coaches, and officials are required to be registered with the AAU during the year of the competition.

**II.C.** If the Referee requests a time-out during a match, the time shall not be included in the calculation of the total match time.

**II.D.** Any contestant who wishes to leave the ring area during his/her division must request permission from the Referee.

**II.E.** During a match, coaches are required to remain seated and are not allowed to move about the perimeter of the ring. The coach may **never** enter the ring with the exception of filing a protest. When doing so, he is allowed to take one step only into the ring and announce to the Referee, "I wish to protest this match".

**II.F.** Coaches **MUST** be in their proper chairs **PRIOR** to the beginning of a match and are required to remain seated. Coaches may **NOT** come into a chair once the match has begun unless approved by the Referee. Once the match has begun, the request to sit in the coach's chair can only take place between rounds. Coaches may **NOT** switch out during a match. A coach is **NOT** mandatory for competition. However, if an athlete does not have a coach, no protests will be allowed.

## Excerpts from The AAU Code Book (Cannot Be Changed By Sport Committee)

**AAU Membership** - All participants must be a member of the AAU in order to participate in any AAU Sanctioned Event. Event Operators may not collect AAU membership money at any AAU sanctioned event.

**Membership Requirements** - Membership in the AAU is a privilege granted by the AAU. The AAU at its sole discretion reserves the right to accept or reject applicants for membership.

**Conditions for Membership** - Membership in any class may be granted only after an application is submitted and approved. By submitting an application, the applicant agrees to comply with all the provisions of the Constitution, Bylaws, policies, procedures and rules of the AAU.

### **Classes of Membership - Classes of membership in the AAU are as follows:**

**District Member** – the organization chartered by the Congress to provide administrative services within a designated geographic area.

**Club Member** – An organization or group that has been approved for membership after meeting the registration requirements of the Code.

**Individual Member** – A person who has been approved for membership after meeting the registration requirements of the Code.

Individual membership categories are:

Youth Athlete

Adult Athlete

Non-Athlete

**Affiliate Member** – An organization or group approved by Congress which is engaged in athletics or sports-related activities.

### **Use of Logos and Trademarks**

The AAU name, mark, seal, logo, and other insignia (all "AAU marks") are protected through trademark registration and are defined as the intellectual property of the AAU. A user of the AAU's intellectual property must have prior and continued approval of the National AAU. Only those subordinates and affiliated organizations which are expressly authorized by the National AAU may use the intellectual property of the AAU. The National AAU may withdraw its approval to use its marks, in its sole discretion. Members shall immediately comply with notice to cease and desist from the use of the AAU's intellectual property. The unauthorized use of any of the intellectual property of the AAU is a violation of this policy and may subject the member/entity to penalties set out in the AAU Code.

Only chartered Districts, District Sport Committees and National Sport Committees may use the AAU marks in their name.

There are three (3) levels of AAU club membership. Level 1 AAU Clubs acquire no rights to use the AAU's intellectual property. Level 2 and Level 3 Clubs may use AAU's intellectual property for the promotion of its organization and/or sanctioned AAU events only. Member clubs may not use the name AAU in their legal name.

In the event of a dispute or conflict as to a member's/entity's claim(s) to use any of the intellectual property of the AAU, the Officers of the AAU shall decide and determine the dispute in their sole discretion.

### **Event Sanctions**

No event shall be conducted under the auspices of the AAU unless a sanction has been issued for the activity. A sanction is the written approval of the AAU for the conduct of the activity.

Only AAU members may participate in sanctioned events unless otherwise provided in the Bylaws.

Sanctions may be issued to any club in good standing. Any sanction may be reviewed within 15 days of submission by the District Sport Committee Director. If the sanction is reviewed and rejected, the Registrar shall notify the organization submitting the sanction.

No sanction shall take effect until the 15-day review period has expired, or until the Registrar processes the sanction following approval of the District Sport Committee Director. Beginning with the 2009 Membership year, all applications for sanction must be completed and submitted through the on-line process or the AAU National Office.

The National Registration Executive Committee has the authority to issue sanctions as follows:

1. For events in locations where there is no active District member.
2. For events in Districts where there is no current active participation. (No District Championship in the prior membership year).
3. For events directly sponsored by the National AAU or National Sports Committee.
4. For inter-District league play.
5. Review and approve any sanction rejected by the District.
6. Sanctions issued to one organization cannot be transferred to another organization.
7. No sanction will be issued for any event where the word "Olympic" or any derivative thereof is used in any advertisements or notice in connection with the event except upon the specific written approval of the Board of Directors.
8. Sanctions must be reviewed and processed by the District Registrar and reported to the National Headquarters. A record shall be kept by each District of all sanctions issued.

**Sport Fees required for sanctioned events** - Tournament Directors are responsible for sending in the results from your qualifier as an Excel spreadsheet within 10 days of your event.

You must send \$2.00 per registered competitor to the AAU TKD National Headquarters along with your report.

Clubs in your district that hold/sponsor a sanctioned event that is not a National Qualifier, they must submit \$1.00 per registered competitor from their event.

The AAU TKD National Headquarters are located in New York (Do not send to Orlando office). The check should be made payable to AAU TKD, and addressed as follows:

AAU TKD C/O Mike Friello.  
2434 Troy Road  
Niskayuna, NY 12309

### **District Sport Committee Bi-Annual Meeting**

**District Sport Committee Bi-Annual Meeting** - It is the duty of the District Sport Committee to hold a bi-annual meeting, the date of which shall be approved by the District Executive Committee. [Not the Sport Committee Executive Committee]

**Notice of District Sport Meetings**- Notice of the bi-annual or special meetings of the District Sport Committee shall be issued (or issue approved) by the District Secretary, to clubs eligible to vote as of 30 days prior to the scheduled annual meeting.

**Quorum** - Five (5) member clubs must be present to constitute a quorum of the Annual Sport Committee meeting.

**Voting** - Each member of a Committee shall have one vote unless the operating rules of the Committee provide for weighted voting. There shall be no voting by proxy. [A club may designate another representative for the club.]

### **Functions of District Sport Committees**

**District Sport Committees**. In each approved AAU sport in which the District has athletes actively participating, there may be a Committee to manage competition within the District.

**Composition**. The District Sport Committee shall include the following :

Each club member which registers at least five individual members in the sport shall have one representative on the District Sport Committee; District Sport Committee Officers and Chairmen of Committees as defined by that sport's operating rules. [Added 10/07].

The Governor may appoint five (5) at-large members.

**Duties**. The duties of the District Sport Committee are to:

- a. In even years, hold a Bi-Annual meeting, the date, time and location of which shall be approved by the District Executive Committee. [Added 10/08].
- b. Adopt at the Bi-Annual Meeting, rules of operation of the Committee to be submitted to the Executive Committee for approval and which shall not conflict with the provisions of the AAU Constitution, Bylaws, National Policies or National Sport Committee Rules.
- c. Determine whether to establish a Committee operating account and if so to comply with all relevant AAU procedures and policies.
- d. Conduct the District Championships.

### **Functions of the District Sport Director**

In each sport in which five or more club members have designated the sport as its primary sport, the Director shall be elected by the Committee at its Bi-Annual Meeting. When there are fewer than five clubs registered to the Sport, the Chair may be appointed by the Governor with the approval of the National Sport Committee Chair. The District Sport Director takes office upon election or upon appointment.

**Term** - The term of office for an elected District Sport Director shall be four (4) years to run concurrently with the District Officers. The term of office for an appointed District Sport Director shall be one year or until such time as the Sport Committee meets the criteria to elect a Chair.

**Vacancies** - A vacancy occurring in an elected District Sport Director position shall be filled in accordance with the Sport Committee operating rules. A vacancy occurring in an appointed District Sport Director position shall be filled by the Governor with the approval of the National Sport Committee Chair.

**Duties** – The Sport Committee Director shall:

Develop a budget for the Sport Committee to file with the District Executive Committee;  
Perform the duties set forth in the Committee Rules of Operation.

Approve event sanctions in the sport.  
Preside at Sport Committee meetings.

**Removal** – District Sport Directors may be removed as follows:

**By District Sport Committee** – An elected Sport Committee Director may be removed by a two-thirds (2/3) vote of the Sport Committee at the Bi-Annual meeting provided that the Notice of the meeting specifies that a motion to remove is on the agenda. [Rev. 10/07]

**By National Sport Chair** – Each National Sport Chair shall annually review the number of events held in their sport. If the number of sanctioned events, excluding practice sanctions, are below five (5), the National Sport Chair may remove the District Director. If the District Governor does not agree with the removal, the President shall appoint an arbiter who will make the final decision. [Rev. 10/07]

**By National Board of Review** – An elected Sport Director may be removed by order of the National Board of Review following the filing of a complaint and the Board's proceedings. [Added 10/07]

### **Membership and Residency**

Adult members will not be bound by residence requirements.

Youth members must register in the District of their bona fide residency, except as follows:

A youth member who resides in the county of one District that adjoins a county of another District and who attends a school located in the adjoining county will have the option of registering in either District.

A youth member subject to a written joint legal custody arrangement whose custodians reside in different Districts shall have the option of registering in either District.

A bona fide student at an educational institution may be considered a resident of the District in which the institution is located.

Persons living outside the U.S. may register in the closest District or with the District where the competition they are first participating in will take place. The respective National Sports Committee rules shall govern their participation in AAU competitions.

### **Eligibility**

A youth member may elect to participate in his or her District of bona fide residence or a District that geographically adjoins that District. Exception: In team sports a maximum of three (3) members may participate with a team in an adjoining District. [Team sports include baseball, basketball, field hockey, hockey, soccer softball and volleyball.]

**Club Attachment.** A youth member becomes attached to a club member when he/she competes with that club in any AAU sanctioned event (practice not included). An athlete may attach to additional clubs if he/she participates in additional sports.

For team/club sports only. If an athlete participates in an AAU sanctioned league for one group member (club), that athlete may elect to affiliate immediately with a second group member (club) for the purpose of qualifying for an AAU National Championship. Participation may be simultaneous. A league is made up of teams/clubs that compete only among themselves for a defined period of time.

**Transfers.** An attached youth member may transfer to another club in the same sport under the following conditions:

If the youth member has not competed in any AAU sanctioned events in that Sport for a period of sixty (60) days.

If the representative of the club to which an athlete is attached signs a release form permitting an immediate transfer. (Athletes released under this provision are subject to National Championship eligibility restrictions as adopted by National Sport Committees.) [Added 10/07]

When the transfer is for the purpose of competing with a team which has qualified for a National Championship as provided by National Sport Committee rules.

If the Registrar determines that the transfer is due to events outside the control of the athlete or that the transfer serves the best interest of the AAU.

### Appendix A

On the following pages, the recognized hand signals to be used during sparring competition are demonstrated.

## Starting the Match

### Calling the Competitors



Chung



Hong

### Bowing in the Competitors



Char-yeot



Kyeong-rye

## Start of Each Round



Joon-bi



Shi-jak

## End of Round



Keu-man



Return To Coach's Chair Between Rounds

**End of Match**



Keu-man



Chung, Hong



Char-yeot



Kyeong-rye

**Declare Chung (Blue) Winner**



Chung Sung

**Declare Hong (Red) Winner**



Hong Sung

**To Declare Kal-yeo**




Kal-yeo

**To Declare Kye-sok**



Kye-sok

**To Stop Time**



Shi-gan (Non-Injury)



Kye-shi (Injury)

**Declare Kyong-go (On Chung)**


Break the competitors with the “Kal-yeo” command at the spot where the violation took place. After insuring that action has stopped, point to the perpetrator at the point of infraction to declare the Kyong-go, Chung (or Hong).



Kal-yeo



Face the Perpetrator



Shi-gan



Point to the Perpetrator




Assess Kyong-go

### Declare Gam-jeom (On Chung)

The Referee shall break the competitors with the “Kal-yeo” command at the spot where the violation took place, and then turn to the timekeeper and declare “Shi-gan” (Non-injury time-out)



Declare “Kal-yeo”



Declare a Shi-gan



Face the Perpetrator



Acknowledge the Perpetrator  
( Chung in this photo)



Assess Gam-jeom



### Declare Joo-eui (Warning)



Declare Kal-yeo



Point at the Perpetrator



Wave Hand From Left To Right



To Reverse A Violation Call or To Wave Off Point(s)



## Appendix B AAU Taekwondo Protest Form



Athlete Name: \_\_\_\_\_ Division \_\_\_\_\_

Coach Name: \_\_\_\_\_ Ring # \_\_\_\_\_ Date \_\_\_\_\_

Describe what has happened to make you file this protest and what action(s) you think need to be taken to correct the situation:

Team Leader \_\_\_\_\_

Referee \_\_\_\_\_

Corner 1 \_\_\_\_\_

Corner 2 \_\_\_\_\_

Corner 3 \_\_\_\_\_

Corner 4 \_\_\_\_\_

Reason for Arbitration Decision:

Was protest upheld?  Yes  No

Arbitration Member(s)

\_\_\_\_\_  
\_\_\_\_\_  
\_\_\_\_\_

## Appendix C Korean Terminology

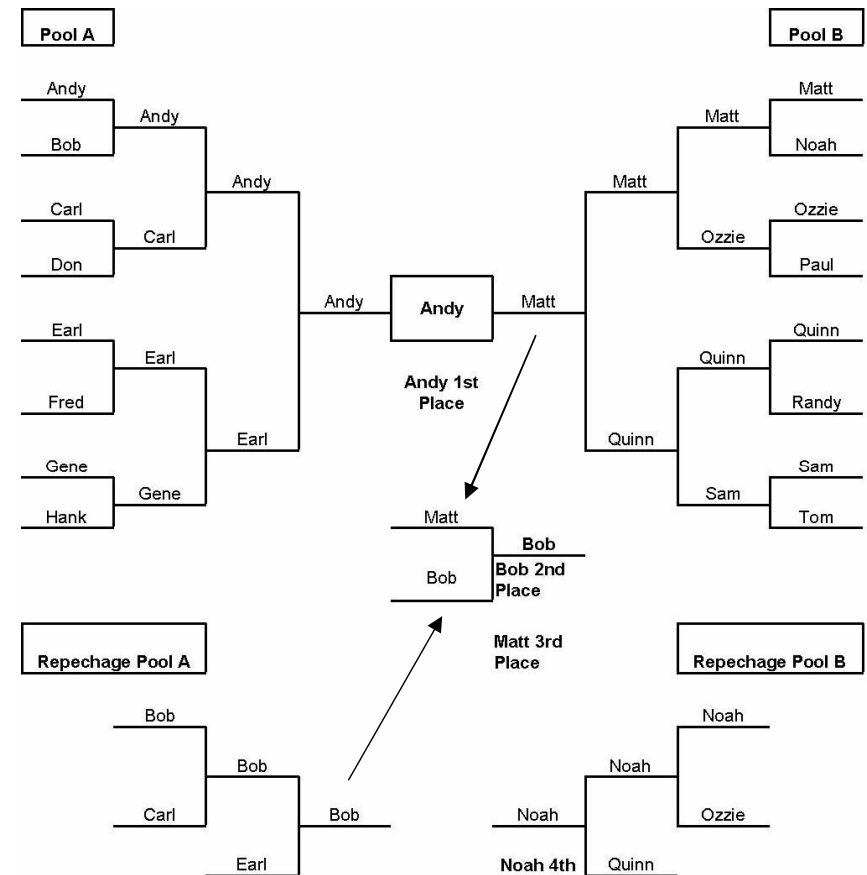
Korean	Pronunciation	English
Char-yeot	Cher e ut	Attention
Chung	Chung	Blue
Chung Sung	Chung Sung	Blue Winner
Gam-jeom	Gam jum	Full Point Penalty
Hong	Hong	Red
Hong Sung	Hong Sung	Red Winner
Il Joem	Il Jum	Add Bonus Point
Ee Joem	E Jum	Add Two Bonus Points
Joo-eui	Jew we	Warning
Joon-bi	June bee	Ready Position
Kye-sok	Kay suk	Continue
Kal-yeo	Cal E O	Break
Keu-man	Ko Mon	Stop
Kye-shi	Kay She	Injury Time Out (60 seconds)
Kyong-go	Kung Go	Half Point Infraction
Kyeong-rye	Kyoung yeah	Bow
Shi-gan	She Gon	Non-Injury Time Out
Shi-Jak	She Jock	Begin

## Appendix D – Brazilian Repechage

The most common forms of brackets are single and double elimination bracketing systems. Single elimination is the least time consuming method of bracketing, however, if the 2 best competitors compete together early in the competition in a large bracket, the loser could be totally eliminated from any medal standing. True double elimination bracketing system ensures that everyone must lose twice except the 1st place competitor. This system is much fairer to the competitors, but is extremely time consuming. Double elimination type brackets, both true double and modified double, are forms of a bracketing system which literally means “re-fishing”. It is a method of bracketing that, through different methods, gives losers a chance to medal.

There are several other types of brackets. The AAU program uses a form called Brazilian, which operates under the basic concept that if a player loses to the 1<sup>st</sup> place competitor, that player will get a chance to reclaim 2nd place, no matter where in the bracket they lost. The top portion of a bracket must be completed prior to beginning the bottom portion of the bracket. The top portion of the bracket determines only the 1st place competitor in the division. The bottom portion of the bracket decides who will compete against the loser of the top bracket for 2nd and 3rd place. In the example below, Andy is the obvious 1st place winner. However, anyone who lost to Andy could possibly be the true 2nd place person, including Matt who also lost to Andy. The bottom brackets compete to their completion which is a winner in each pool. At this point, the person in the same pool as the 1st place player, in this example Bob from Pool A, will compete for 2nd and 3rd against the person who lost to the 1st place player in the top bracket, in this example Matt. The person in the opposing Repechage bracket, in this example Noah, has already lost to Matt in the top bracket, so will automatically take the 4th place position.

## Brazilian Repechage Bracket Sample



I