



Appendix A – Hand Signals


(Bracketed Forms & Sparring) Calling the Competitors Into the Ring (Sparring competitors enter the ring with headgear under the left arm)




Chung

Hong

(Bracketed Forms & Sparring) Bowing in the Competitors




Char-yeot



Kyung-Re


(Sparring) Headgear On (Non Verbal–Hand Signal Only)



Inspection of Competitors

After putting on the headgear, the sparring competitors are inspected beginning with Chung (blue), then Hong (red)

(Bracketed Forms) Face Forward



After bowing in, forms competitors are instructed to face forward (shown) and position themselves on the mat.

The referee will then verbally announce Jun-bi and Shi-jak to begin each round after stepping from the ring .

When both competitors have completed their form, the referee will announce “Paro” and re-enter the ring.


(Sparring) Ready Position Each Round



Joon-bi





(Sparring) Begin Each Round



Shi-Jak



(Sparring) Waving off a Point



(Sparring) Stopping the Match



Shi-gan
Non-Injury time


Kye-shi
Injury time
(1 minute clock)




(Bracketed Forms & Sparring) Awarding the Win to Blue



Chung
Sung



(Bracketed Forms & Sparring) Awarding the Win to Red



Hong
Sung




(Olympic Sparring) Adding Point(s)



Feet face forward. Torso twists to point to competitor

← Chung



Hong →

Il Jeom →



Ee Jeom ←



Sam Jeom →



Sa Jeom ←




(Sparring) Half-Point Penalty




Chung



Kyong-go



Hong



Kyong-go



(Sparring) Full Point Penalty




Chung



Gam-jeom

Photo
coming
soon



Hong



Gam-jeom



(Olympic Sparring) **Eight Count**
Examples of hand position throughout count



Ha-nah (1)



Da-sot (5)



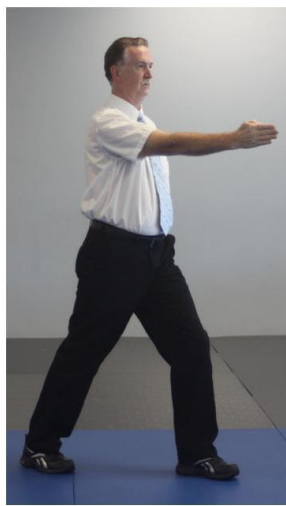
Ya-sot (6)

(Olympic Sparring) Conference of Officials

This is done in Olympic sparring when the scoring of a head kick comes into question by a coach, judge, or referee.

**(Sparring) Sending Competitors to Their Coaches Between Rounds**

(Sparring) Stopping the Competition



Kal-yeo – Breaks the competitors during a match

Keu-man – Breaks the competitors when the clock runs out for the round.

Both commands use the same hand signal

(Sparring) Starting the Competition Following Kal-yeo



Photo
coming
soon

Kye-sok

The Kye-sok command is used to restart the competitors after they have been stopped for penalties, points, injury, etc.


(Sparring) Ending the Match

1.



Keu-man

2.




Chung



Hong

(Sparring) Ending the Match (cont)

3.



4.




Char-yeot



Kyung-Re

5.




(Sparring) Ending the Match (cont)

(Bracketed Forms & Sparring) Awarding Win to Blue

6.



Chung
Sung



(Bracketed Forms & Sparring) Awarding Win to Red



Hong
Sung



(Point Sparring) Calling for Points



Judges Call

When this call is made, the judges will indicate their score of one by raising either their red or blue flag. If their score is for two points, they will raise their other hand showing two fingers.

If only 3 officials, the referee will raise their right or left hand over either the red or blue competitor to indicate one point or two fingers to indicate two points.

(Bracketed Forms) Calling for Winner of Round



Judges Call

When this call is made, the judges will indicate their choice of the winner by raising either their red or blue flag.

The referee will then lower both hands to his/her side and follow the procedure to award the win to either the red or blue competitor.

(Point Sparring) Awarding Points



Chung



Il Jeom




Ee Jeom



Hong



Il Jeom



Ee Jeom