



**AAU JUNIOR NATIONAL
VOLLEYBALL CHAMPIONSHIPS**
July 14-22, 2020



All schedules and results are online at
www.advancedeventsystems.com and
www.aauvolleyball.org.

Check the website for updates.

Teams are responsible for knowing their playing and officiating assignments. Please check your schedule online frequently. All schedules are subject to change.

Play schedules for the next day may not be determined until all pools in the division are completed. It is highly recommended that you do not leave your playing site until your pool is completed and the final pool standings are determined. IT IS THE COACH'S RESPONSIBILITY TO KNOW IF THERE WILL BE A PLAYOFF MATCH FOR THEIR POOL.

CHAMPIONSHIPS FORMAT

All matches will use rally scoring best 2 out of 3 sets (no cap), unless otherwise noted. Sets 1 and 2 will play to 25 points, set 3 will play to 15 points with a court change at 8 points.

- In 5-team pools, there will be a scheduled break between matches 3 and 4.
- In 6 and 7 team pools, pool play matches will be played in two days.
- In 3-team pools with a cross-over, the cross-over match will count towards your tournament record and placement in the final standings.
- In 3-team pools without a cross-over, teams will play 2 out of 3 sets (no cap). Sets 1 and 2 will play to 25 points, set 3 will play to 15 points with a court change at 8 points.

The schedule and results will be available online through Advanced Event Systems (AES) www.advancedeventsystems.com and AAU Volleyball www.aauvolleyball.org. Check either website for any updates. In the event that you are in question of your finish after pool play, or if there is a discrepancy in your standings, report to the Championship Desk at your playing facility immediately.

Teams are responsible for knowing their playing and officiating assignments. Please check your schedule online frequently. All schedules are subject to change. Play schedules for the next day may not be determined until all pools in the division are completed. It is highly recommended that you do not leave your playing site until all matches in your pool are completed and the pool standings are finalized and displayed on the AES Tournament Reporting System.

PLAYING SITE

Orange County Convention Center -North/South Concourse (9400 Universal Boulevard, Orlando, FL 32819)

- Courts 1 through 34 are located in the North Hall (NA and NB)
- Courts 35 through 66 are located in the South Hall (SA and SB)

Entrance will be on the North side of the building in the bus drop off zone ONLY. No entrance will be permitted on the South concourse. All people entering the building will only be allowed to do so on the NORTH side after they go through their health screening. The South side of the building will be used as an exit only. No one will be permitted to exit the building on the North side.

A special daily parking rate of \$10.00 per day is available during the event. This does include re-entry on the same day. You must save your receipt for re-entry. Parking is available in the North Lot and South Lot.

If parking only: enter off International Drive South entrance. After entering, stay in right lane to parking lot. If dropping off then parking: take International Drive or Universal Boulevard to Convention Way. Follow sign to North to Enter. Drop Off at North A or B & continue straight. Turn right into North Toll entrance. For detailed parking maps and directions, visit www.aauvolleyball.org.

TEAM ROSTERS AND CHECK-IN

a. A Coach or Team Representative must verify at Team Check-In that all information is correct including:

- Players are all listed and with their correct uniform number (a player may only have one number). Players, including Liberos, must wear the same uniform number throughout the competition. Players may only be on one team roster in the event, regardless of competition division.
- Coaches/Bench Personnel (maximum 5) are all listed correctly.
- Chaperones (maximum 10 per day) are all listed correctly.
- Alternate Chaperones are all listed for the entire event.

- Only Coaches/Bench Personnel (maximum 5) may be listed and sit on the team bench during play. Coaches/Bench Personnel must have the appropriate credential in order to be on the team bench. Chaperones are not permitted on the bench or competition floor.
 - After the coach/team representative verifies and signs the team roster, the roster becomes final and will be in effect throughout the event. Any adjustments to the roster after it has been signed must be made at the Championship Desk. **No players may be added to the team roster after the team's first match begins.**
- b. Coach/bench personnel credentials will be distributed to the team representative at Team Check-In. Athlete, coach/bench personnel, and chaperone wristbands will be distributed each day once the team goes through the health screening and temperature check. **All athletes, coaches/bench personnel, and chaperones must wear their wristbands at all times while in the Orange County Convention Center. Coaches/bench personnel will also receive a credential and MUST wear the credential at all times. Only those coaches that have the appropriate credential and are listed on the roster will be permitted on the team bench. Credentials do not allow admittance in the facilities. All athletes, coaches and chaperones must wear their wristband at all times.** Athletes, coaches, and chaperones without the proper daily wristband will not be allowed entrance.

WARM-UP & BALL HANDLING

There will be no ball handling allowed anywhere in any venue except on your assigned court during your assigned warm-up period.

- a. There will be no shared hitting during any warm-up and teams will not be allowed to shag balls for the opposing team.
- b. **For each team's first match of the day (5-4-4),** they will have warm-up time of 5 minutes of shared ball handling, 4 minutes of solo court time for the serving team, and 4 minutes of solo court time for the receiving team.
- c. **After all teams playing in a match have played a match (2-4-4),** the remaining match warm-up will be: 2 minutes shared ball handling, 4 minutes of solo court time for the serving team, and 4 minutes of solo court time for the receiving team.
- d. **All serving must be done during a team's solo court time.**
- e. **When one team has exclusive use of the court, the other team must be either at its team bench or out of the playing area. Warming up with balls at the team bench or in the walkways is not permitted.**
- f. **A team may elect to rest during their warm-up period, and the full time will be allowed with the court remaining empty during this time.**

OFFICIATING RESPONSIBILITIES

- a. Certified 1st referees will be provided for each match.
- b. Each team ***MUST*** provide qualified rostered players and coaches for any work team assignments:
 - one (1) 2nd referee (rostered coach),
 - one (1) scorer,
 - one (1) scoreboard operator,
 - two (2) line judges,
 - one (1) Libero tracker
- c. **Scorers must be competent, or the team will be required to hire an official scorer at \$25 per match through the event staff. Competency will be determined by the Championship Committee.**

- d. Officiating teams must report to the referees at the **beginning of the warm-up time**. Teams are considered late for their officiating assignment if **all** members of the officiating crew are not in attendance at the end of the warm-up period.
- e. For each minute the work team is not complete (including a rostered coach), the team will be assessed a penalty point, up to a maximum of 25 points in their next set.
- f. Failure to provide the complete officiating crew for a second assigned match could result in a forfeit of your next match. If you leave your court or the facility, allow enough time to return for your next assignment (playing or work team).
- g. Masks must be worn by the officiating team at all times.
- h. Hand whistles have been provided for each team's R2 to use during their officiating duties. Regular whistles are not permitted.

RULES OF PLAY

The AAU Junior National Volleyball Championships will be conducted under the AAU Code, AAU Volleyball Handbook and the current Domestic Competition Regulations as presented by USA Volleyball, with modifications by the AAU National Volleyball Committee. These rules may also be modified by Championship Rules and information included in this guide.

Some of the key or tournament specific rules are listed below.

- a. **New for 2020: Teams will not switch sides in between sets.**
- b. Each team will be allowed a maximum of 12 substitutions.
 - Substitutions are only recognized when the sub(s) enters the sub/attack zone.
 - Only one sub may enter the zone at a time.
- c. Teams in all divisions may use Libero players.
 - Each team may designate up to two Liberos.
 - Libero(s) must be identified prior to each set.
 - Only one Libero may be on the court at a time.
 - The Libero(s) may serve in only one position in the rotation in a set.
 - The Libero(s) uniform jersey must be immediately recognized from all angles as being in clear contrast to and distinct from the other members of the team. It must contrast in color to the predominant color of the jerseys of the other members of the team.
- c. Uniform Requirements:
 - **Each player is required to wear the same jersey number throughout the event** with limited exceptions as required by emergency or blood rule applications. This applies to all players including the Libero position. If players share the Libero position from match to match, a player shall wear the same jersey number whenever they play, whether they are or they are not, assigned to the Libero position.
 - Identical uniforms are required, with the following exceptions:
 - The Libero must wear a uniform jersey that is immediately recognized from all angles as being in clear contrast to and distinct from the other members of the team. The Libero jersey must contrast in color from the predominant color(s) of the other members of the team. Predominant color(s) is the color(s) appearing on approximately half of the uniform. Color combinations including but not limited to purple/black, dark green/black, navy/black, navy/maroon, white/light yellow are not distinctive enough to comply with the rules.
 - Different sleeve lengths are permitted.
 - If undergarments are worn in such a manner that they are exposed, they will be considered a part of the uniform, in which they must be similar and the same color for any team member (except Libero) who wears the undergarment. Socks and shoes are not considered part of the uniform.
 - Manufacturer's logo or trademark can vary if it does not exceed 2 ¼ inches.

- **Uniform Numbers:**

- Jerseys must be numbered in a permanent manner from 1 and 99 and duplicate numbers are not allowed.
- Uniform numbers must be clearly visible and centered on the chest and back.
- The numbers must be minimum height of 4" on the chest and 6" on the back (recommended to be 6" on chest and 8" on the back). The stripe forming the numbers shall have a minimum width of $\frac{3}{4}$ ".
- Each jersey must use the same color and number height for all players except the Libero. The color and brightness of the numbers must contrast with the color and brightness of the jerseys. Color combinations such as purple/black, dark green/black, navy/black or navy/maroon are not distinctive enough to comply with the rules.

d. Centerline and Net Touch Rules:

- Encroachment into the opponent's court with any part(s) of the body is permitted, provided some part of the body remains either in contact with or directly above the centerline, and there is no interference with opponents. Completely crossing the centerline with the foot, feet, or hands, or encroachment with other body parts must not present a safety hazard to opponents.
- Contact with the net by a player between the antennae, during the action of playing the ball, is a fault. The action of playing the ball includes (among others) take-off, hit (or attempt) and landing.
- Players may touch the post, ropes or any other object outside the antenna, including the net itself, provided that it does not interfere with play.
- A player interferes with play by (amongst others) touching the net between the antennae or the antenna itself during action of playing the ball, using the net between the antennae as a support or stabilizing aid, creating an unfair advantage over the opponent by touching the net, making actions which hinder an opponent's legitimate attempt to play the ball, or catching/holding onto the net. Players close to the ball as it is played, or who are trying to play it, are considered in the action of playing the ball, even if no contact is made with the ball. However, touching the net outside the antenna is not to be considered a fault.
- For complete rules, please refer to the USA Volleyball Domestic Competition Regulations available at www.usavolleyball.org.

e. Test Rule:

- If a player is discovered in the game in either an illegal position or a wrong position, the following penalties will occur:
 - If the positional fault is discovered while the offending team is serving or before the opponent serves; all points scored during that term of service must be cancelled; the lineup will be corrected and a loss of rally will be awarded.
 - If the fault is discovered when the non-offending team is serving, the lineup is corrected and no further penalties are assessed. The non-offending team continues to serve.
 - If it cannot be determined when the fault occurred or the opponents have served, then a loss of rally is the only penalty charged. The opponents retain any points scored.

f. Players and chaperones may not have or use any form of artificial noisemaker at any time in any of the competition facilities.

g. If a match is moved to another court for any reason, the match will resume at the same score as it was left off. The match will not be restarted.

MATCH START TIMES

- a. The FIRST MATCH of any round or wave will not begin before its scheduled time.
- b. Within a wave, a match may be advanced no more than fifteen (15) minutes from the scheduled starting time provided the 2 competing teams, the assigned work team, the officiating team, officials and tournament staff all agree.
- c. The last round of the wave may be advanced more than 10 minutes provided the 2 competing teams, the assigned work team, the officiating team, officials and tournament staff all agree.

FORFEITURES

- a. In the event that a complete playing team (6 legal players and a rostered coach) is not present and ready to play at the scheduled match time, the missing/incomplete team will forfeit the first set of the match. The team forfeits the second set of the match 10 minutes after the forfeiture of the first set. If the team arrives or becomes complete during the 10 minutes between sets, the second set will begin immediately upon completion of line-ups and there will be no warm-up time.
- b. If there is potential for a playoff, all teams **must** remain in the court area. When Championship Staff completes the playoff determination and seeding, they will notify the officials and if necessary send a playoff score sheet to the court. Any team not present or incomplete will forfeit the playoff whether they are playing or assigned as the work team.

PROTESTS

- a. Any protest must be lodged with the first referee prior to the next serve. Protests can only be made related to the application or interpretation of a rule. Judgment calls are NOT subject to protest.
- b. Only the floor captain may lodge a protest. (Exception: for 14, 13, and 12 divisions where the coach may act as captain.)
- c. The first referee is obligated to acknowledge all protests but may deny an invalid protest.
- d. The Protest Committee will consist of: (1) a Tournament Director or Event Staff and (2) two Lead Officials.

MISCONDUCT

Any player, coach, team representative, or spectator that is disqualified, expelled, or displays excessive unsportsmanlike or unethical behavior, or inappropriate conduct will be reviewed by the Championships Committee for possible further action. This could include total disqualification for the remainder of the tournament.

MEDICAL

There will be athletic trainers during all hours of competition at the competition venue. If an athletic trainer determines there is reasonable cause to believe that a concussion may have occurred, such participant shall not be allowed to continue her participation in an AAU licensed event without a medical release to resume such participation.

AWARDS

a. Championship Division Awards

- AAU National Championship trophies and medals will be awarded to the top 4 teams in each age group (1st, 2nd, and two 3^{rds}). Teams will receive their team and individual awards immediately following their final match in the awards area in room South 230.

b. Other Division Awards

- Teams winning Divisions other than the Championship Division (Consolation, Ruby, Diamond, etc.) will proceed to the Awards area in room South 230 to receive team and individual awards immediately following the final match of that bracket.

c. All-American Awards and the Most Valuable Players

- The All-American Committee was established to recognize outstanding athletes during their participation at the AAU National Championships. Individuals will be honored for:
 - Demonstration of good sportsmanship, leadership, general attitude and conduct both on and off the court.
 - Playing effectiveness and court leadership during the event.

- Individual players demonstrating the highest levels of basic skills and all-around play.
 - Selections shall come primarily from “Championship Division” teams; however, the committee reserves the right for possible exceptions.
 - The MVP may or may not be selected from the first place team.
 - Players who receive a behavioral sanction from a referee or other AAU event authority **during** this event WILL NOT be considered for All-American selection.
 - A player selected as an All-American or a Most Valuable Player who receives a disciplinary action by any AAU event authority **prior to leaving** the host city, shall be subject to forfeit of their Championship Recognition Honors.
- Each team reaching the semifinal round will self-select their team’s All-American winner(s). Nomination forms will be distributed to teams reaching the semifinals and must be turned in per the instructions on the form.
 - For All Divisions, six All-Americans and one MVP will be selected.

d. **Academic All-American Awards**

- Nomination forms are available online at www.aauvolleyball.org. Completed forms must be submitted online. The AAU Volleyball National Executive Committee will announce the selections after the Championship. Award certificates will be mailed to the recipients.

TIE BREAKING PROCEDURE

TIE BREAKING FORMAT FOR COMPETITION ADVANCING TO THE CHAMPIONSHIP DIVISION:

General Guidelines for all Ties

- **IT IS THE COACH’S RESPONSIBILITY TO KNOW IF A PLAYOFF WILL BE HELD FOR THEIR POOL. DO NOT LEAVE THE FACILITY UNTIL YOUR POOL IS COMPLETED AND FINISHES HAVE BEEN POSTED FOR THE POOL.**
- All tiebreaker sets will be one 25-point set, win by two, with teams switching sides at 13 points. Before the tiebreaker, there will be a 6-minute (3-minutes per team) warm up period.
- In any tie, if one of the tied teams in the pool leaves the site or cannot be immediately found upon the determination that a tiebreaker match is necessary, the missing team will be eliminated from the tiebreaker and assigned the lowest position available within the tie.
- **NEW: Ties only exist where teams are tied in matches AND sets. In the past teams were tied if teams had the same Match record. But beginning in 2020, teams must be tied in matches AND sets for a tie to exist.**

ALL TWO WAY TIES (two teams tied in match and set record)

- The team that won the pool play match between the two tied teams (head to head) will be the higher seed –there will be **NO PLAYOFF MATCH**. This procedure applies to **all** two-way ties, including those leading to the Championship Division. (The rationale is that the tied teams have already determined the better team through direct play.)

THREE WAY TIES (three teams tied in match and set record)

- Once a three-way tie exists, the Championship Staff no longer uses the two-way tie rule in any fashion to resolve the tie, (e.g. head-to-head results are not used as a method of determining seeding).

1. In a pool with one team advancing and a three way tie in match and set record for 1st

- a) **All three tied teams** will participate in the tie breaking process.
- b) The teams will first be seeded by:
 1. Point Percentage (a team's total points scored divided by total points scored against them in that pool).
 2. Coin Toss.
- c) **Set One** - The #2 seed plays the #3 seed and the #1 seed is the work team. The loser of Set One is 3rd in the pool and is the work team for Set Two.
- d) **Set Two** - The winner of Set One then plays the #1 seed. The Set Two winner is 1st in the pool and the loser is 2nd.

2. In a pool with two teams advancing and a three way tie in match and set record for 1st

- a) **All three tied teams** will participate in the tie breaking process.
- b) The teams will first be seeded by:
 1. Point Percentage (a team's total points scored divided by the total points scored against them in that pool).
 2. Coin Toss.
- c) The #1 seed will take 1st in the pool.
- d) The #2 seed plays the #3 seed and the #1 seed is the work team. The winner is 2nd in the pool and the loser 3rd.

3. In a pool with three teams advancing and a three way tie in match and set record for 1st

- a) **NO PLAYOFF MATCHES.**
- b) With all three teams advancing, the seed will be determined by:
 1. Point Percentage (a team's total points scored divided by the total points scored against them in that pool).
 2. Coin Toss.

3. In a pool with two teams advancing and a three way tie in match and set record for 2nd

- a) **All three tied teams** will participate in the tie breaking process.
- b) The teams will first be seeded by:
 1. Point Percentage (a team's total points scored divided by the total points scored against them in that pool).
 2. Coin Toss.
- c) **Set One** - the #2 seed plays the #3 seed and the #1 seed is the work team. The loser of Set One is 4th in the pool and is the work team for Set Two.
- d) **Set Two** - the Set One winner then plays the #1 seed. The Set Two winner is 2nd in the pool and the loser is 3rd.

4. In a pool with three teams advancing and a three way tie in match and set record for 2nd

- a) **All three tied teams** will participate in the tie breaking process.
- b) The teams will first be seeded by:
 1. Point Percentage (a team's total points scored divided by the total points scored against them in that pool).
 2. Coin Toss.
- c) The #1 seed is 2nd in the pool.
- d) The #2 seed plays the #3 seed and the #1 seed is the work team. The winner is 3rd in the pool and the loser 4th.

FOUR WAY TIES (four teams tied in match and set record)

1. In a 7-team pool with 4 teams tied for 1st and four teams advancing.

- a) **NO PLAYOFF MATCHES.**
- b) With all four teams advancing, the seed will be determined by:
 - 1. Point Percentage (a team's total points scored divided by the total points scored against them in that pool).
 - 2. Coin Toss.

2. In a pool with four teams advancing and a four way tie in match and set record for 4th

- a) **All four tied teams** will participate in the tie breaking process.
- b) The teams will first be seeded by:
 - 1. Point Percentage (a team's total points scored divided by the total points scored against them in that pool).
 - 2. Coin Toss.
- c) **Set One** - the #1 seed plays the #4 seed and the #3 seed is the work team. The loser of this match is 7th place in pool and will work Set Two.
- d) **Set Two** - the #2 seed plays the #3 seed, loser is 6th in pool and will work Set Three.
- e) **Set Three** - the winner from Set One plays the winner from Set Two. The winner is the 4th in pool and the loser is the 5th.

3. In a pool with four teams advancing and a four way tie in match and set record for 3rd

- a) **All four tied teams** will participate in the tie breaking process.
- b) The teams will first be seeded by:
 - 1. Point Percentage (a team's total points scored divided by the total points scored against them in that pool).
 - 2. Coin Toss.
- c) The #1 seed will be 3rd in the pool.
- d) **Set One** - the #3 seed plays the #4 seed and the #2 seed is the work team. The loser of Set One is 6th in the pool and is the work team for Set Two.
- e) **Set Two** - the winner of the Set One plays the #2 seed. The winner is 4th in pool and the loser is 5th.

4. In a pool with four teams advancing and a four way tie in match and set record for 2nd

- a) **All four tied teams** will participate in the tie breaking process.
- b) The teams will first be seeded by:
 - 1. Point Percentage (a team's total points scored divided by the total points scored against them in that pool).
 - 2. Coin Toss.
- c) The #1 seed is 2nd in the pool and the #2 seed is 3rd in the pool.
- d) The #3 seed plays the #4 seed and the #2 seed is the work team. The winner is 4th in the pool and the loser is 5th.

In a 6 team pool with more teams tied than can advance, a playoff will be played.

1. In a pool with four teams advancing and a four way tie in match and set record for 3rd

- a) All four tied teams will participate in the tie breaking process.
- b) The teams will first be seeded by:
 - 1. Point Percentage (a team's total points scored divided by the total points scored against them in that pool).
 - 2. Coin Toss.
- c) The #1 seed is 3rd in the pool.
- d) **Set One** - the #3 seed plays the #4 seed and the #2 seed is the work team. The loser of Set One is 6th in the pool and will be the work team for Set Two.
- e) **Set Two** - the winner of Set One plays the #2 seed. The winner is 4th in the pool and the loser is 5th.

2. In a pool with four teams advancing and a four way tie in match and set record for 2nd

- a) All four tied teams will participate in the tie breaking process.

- b) The teams will first be seeded by:
 - 1. Point Percentage (a team's total points scored divided by the total points scored against them in that pool).
 - 2. Coin Toss.
- c) The #1 seed is 2nd in the pool and the #2 seed is 3rd in the pool.
- d) The #3 seed plays the #4 seed and the #2 seed is the work team. The winner is 4th in the pool and the loser is 5th.

In a 6 or 7 team pool with a total of four teams advancing and a three way tie in match and set record for 2nd, 3rd or 4th follow the above playoff procedures 1 – 5 with a three-way tie.

FOR COMPETITION NOT LEADING TO THE CHAMPIONSHIP DIVISION:

There are NO PLAYOFF SETS.

The Championship Committee will use the following procedures and post results to the AES System. Be sure to check your final standings to find your next officiating or playing schedule.

Two-way ties will be broken by:

- Head to Head results

Three-way ties will be broken by the successive application of these steps, without repetition:

- Point Percentage (points scored/points opponents scored)
- Coin Toss

AAU Junior National Volleyball Championships

Protocols

In conjunction with Orlando Health, Orange County Convention Center and local authorities, the following protocols will be in place for the event. This information is subject to change.

If you are experiencing a fever or any symptoms listed below, you should not attend the event. Doing so could greatly impact your team's eligibility.

Symptoms: shortness of breath, dry cough, sore throat, headache, runny nose or nasal congestion, nausea, vomiting, diarrhea, loss of sense of smell/taste, dizziness, muscle aches, general weakness, fever of 100 or more, chills, shaking, recent unprotected contact with a known positive COVID-19 patient.

Pre-Entrance

- 1) Health screenings and temperature checks will take place on the **North side of the building in the bus drop off zone**. No entrance will be permitted on the South concourse. All people entering the building will only be allowed to do so on the NORTH side after they go through their health screening. **The South side of the building will be used as an exit only**. No one will be permitted to exit the building on the North side. There will be signage posted inside the building as a reminder of this policy.
- 2) **All participants must wear a face mask at all times**, except for players while on the court during warm-up and competition.
- 3) Temperature checks will take place each day that you are entering the building.
**Your team representative that attends team check-in the day before competition, will get more information and be walked through the process so they will be able to help their team on their day of arrival. **
- 4) All teams will need to enter the health screening/temperature checks **together as a team. All athletes, coaches, and up to ten chaperones per team that are entering the building for the day, will need to do so at the same time.**
- 5) Once your entire team is together, you will proceed to a check-in station and will be assigned to a temperature check station.
- 6) At the temperature check station, the head coach or team representative will need to:
 - a. **Answer health screening questionnaire (see below for questionnaire)**
 - b. **Submit a copy of the approved team roster.** This will be provided to each team at check-in on either July 14 or July 18. Your team roster will need to be submitted each day to verify who is entering that day. Reminder: You can have a maximum of 10 chaperones enter per day per the team. All participants must enter together.
- 7) Once all members have passed the health check, you will be given wristbands to signify that you have passed the check for the day. **These wristbands MUST be worn at all times in the building, including during competition. This includes all athletes, coaches and chaperones.** If you are in the building without the appropriate wristband, you may be expelled from the event.
- 8) Officials, event staff, convention center employees, vendors and all others in the building will be subject to the same protocols.

Inside the Building

1) **Face Coverings/Masks**

- All participants (athletes, coaches, chaperones, officials, staff, etc.) must wear a face covering at all times.
 - **Exception:** Athletes on the floor during warm-ups and competition will not be required to wear a face mask.
 - Coaches and other bench personnel must remain wearing a face mask at all times including while on the team bench.
 - Athletes on the team bench must wear a face mask. When athletes come out of the game, they should clean their hands and then place their mask on while on the team bench. Hand sanitizer will be available by each court.
 - [For CDC guidance on face coverings, please click here.](#)
- 2) The courts have been spaced farther apart to increase walkways. A total of 66 courts will be used in nearly one million square feet.
 - 3) There will be no handshakes or gift exchanges between teams this year.
 - 4) Teams should maintain social distancing on the team bench and during timeouts.
 - 5) Chaperones watching the competition should not change sides during the match.
 - 6) Chaperones, coaches and athletes should maintain 6 feet of distance from other participants when not competing during a match.
 - 7) All participants must enter on the North Concourse and exit through the South Concourse.
 - 8) Hand sanitizer is available throughout the facility.
 - 9) Teams are encouraged to bring their own water. Water stations will not be provided this year. There will also be no cooler storage rooms this year; however, coolers will be permitted inside the competition hall and can be kept with the team.
 - 10) Social distance signs and reminders will be placed throughout the facility.
 - 11) Enhanced cleaning measures will take place. This includes sterilizing the courts each night and sterilizing the game balls between sessions.
 - 12) OCCC is implementing its [Recovery and Resiliency Guidelines](#) and receiving its [Global Biorisk Advisory Council \(GBAC\) Star accreditation](#) on outbreak prevention, response and recovery. Recognized as the gold standard of safe venues, GBAC Star provides third-party validation to ensure the implementation of rigorous protocols in response to ensuring a clean, safe and healthy environment.
 - 13) **Officiating:** One referee will be provided. Teams must supply a rostered coach to serve as the second referee, in addition to a scorekeeper, scoreboard operator, libero tracker and line judges. On behalf of Baden, the official volleyball of the AAU, a hand whistle will be provided to each team at check-in. Teams should bring their own pens and pencils for scorekeeping.

AAU Volleyball COVID FAQ's

What type of screening will be done?	Each attendee will be required to complete a self-assessment to evaluate for symptoms prior to arrival. At the entry point, Orlando Health trained personnel will conduct temperature checks and review self-assessments. Any persons with a fever or COVID-like symptoms will be referred for further evaluation.
If an athlete, coach or chaperone has a temperature, are they and the team prohibited from entering?	Any participant including an athlete, coach or chaperone with a temperature of > 100.5 will be referred to a healthcare provider for further evaluation. Cases will be reviewed individually, but in general, any participant with COVID-like symptoms, including a fever, will be excluded from tournament participation along with the rest of the team.
If an athlete, coach or chaperone tests positive for COVID-19, is the team disqualified?	Yes, for the safety of the rest of the attendees. CDC guidelines recommend that anyone with a known exposure should isolate and monitor for symptoms.
If someone tests positive for COVID-19, is the tournament shut down?	No. However, anyone who has had close contact with the person testing positive will be asked to leave the event in compliance with CDC guidelines. This includes teammates and anyone with shared transportation and/or lodging. Any areas that were potentially contaminated will be cleaned and sanitized per CDC recommendations.
Will everyone need to be tested for COVID-19?	No- tests are only appropriate for those demonstrating symptoms or upon advice from a medical professional. Concerned attendees should discuss risk factors and symptoms with a medical provider.
Are face masks required? Do athletes have to wear them when playing? Do athletes have to wear a mask on the bench?	As a precautionary measure, all attendees must wear a mask unless involved in active tournament play. When an athlete is substituted out of the match, they will be asked to sanitize their hands and then put on their mask. Hand sanitizer will be available near each court.
If someone tests positive for COVID-19, do the individual and team members need to quarantine in Florida for 14 days?	The CDC does not generally issue advisories or restrictions for travel within the United States. Participants should check with their local health departments for any self-quarantine mandates in their local communities.
I have previously tested positive for COVID-19. Can I still come?	Per the CDC recommendations for someone with COVID-19, you can be with others when you have no fever, respiratory symptoms have improved and you receive two negative test results in a row at least 24 hours apart. Please consult your healthcare provider for more information. For additional CDC recommendations, click here.

AAU/Orlando Health Screening Questionnaire

Please be prepared to answer these questions for your team each day at the temperature health screening station.

I certify that no players, coaches, or chaperones on my team has any of the symptoms listed below.

- Shortness of breath and difficulty breathing
- Dry cough
- Sore throat
- Headache
- Runny nose or nasal congestion
- GI symptoms (nausea, vomiting or diarrhea)
- New loss of sense of smell or taste
- Disequilibrium (dizziness)
- Unexplained muscle aches
- General weakness
- Fever (temperature of 100° F or greater)
- Chills or shaking
- Recent unprotected contact with a known positive COVID-19 patient

REMINDER:

Stay home if sick or not feeling well.

Wash your hands frequently.

Practice social distancing.

Wear a face mask.

Cover coughs and sneezes.



2020 AAU Junior Volleyball National Championships



Check-In Agreement

I, as the coach or club representative, have read and understand the following information. I will share this information with all other coaches, team representatives and chaperones for my team and within my club.

Coaches Meeting

- ☐ Viewed the online coaches meeting video and understand the rules.

Tournament Rules

- ☐ Reviewed and understand the AAU Nationals Pre-Event Manual and Info Packet available online at www.aauvolleyball.org.
- ☐ Received the tournament rules at Team Check-In and will review this information prior to play.

Team Rosters

- ☐ The team rosters have been carefully verified at team check. I understand that once the roster is signed off on, no athletes may be added to the team roster after the team's first match begins. Chaperones may be changed daily.
- ☐ Athletes, including Liberos, must wear the same jersey number throughout the entire event. Athletes may participate in more than one division as long as there is no overlap in competition dates.

Tie Breakers

- ☐ In the event that there is a possible tie in my team's pool during tournament play, my team will **NOT LEAVE** until the pool play is complete and the tie breaker is confirmed with the appropriate action taken.
- ☐ I understand that if my team has left the court before pool play is complete and there is a tie, my team will **FORFEIT** in the tie breaker game.

Credentials, Wristbands, & Waivers

- ☐ I understand that all Athletes, Coaches/Bench Personnel and Chaperones must wear their daily wristband at all times to while in the Orange County Convention Center.
- ☐ I understand that all Coaches/Bench Personnel will also receive a credential and must have it on at all times. Credentials must be worn for the duration of the tournament. Only those coaches that have the appropriate credential and that are listed on the roster will be permitted on the team bench.
- ☐ The Coach/Bench Personnel credentials do not allow admittance in the facility. All coaches must still wear their wristband at all times while in the venue.
- ☐ If individuals are caught sharing credentials or wristbands, those items will be confiscated and the remaining individuals will be asked to leave the event.
- ☐ I have read the Health Screening Protocols and understand that my entire team needs to enter the facility together. Individuals who show up after the team has already entered will not be permitted to enter.
- ☐ I understand that all attendees must wear a mask unless involved in active tournament play.
- ☐ I have submitted a signed waiver for each person listed on my roster.

This form must be signed at Team Check-In by the coach, team representative or designated contact checking in the team.

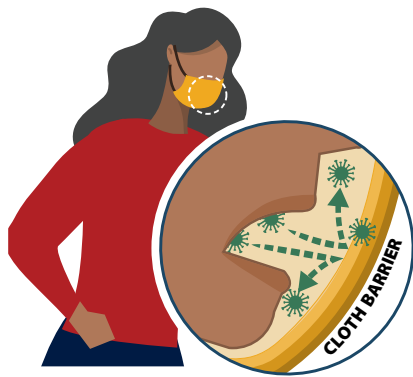
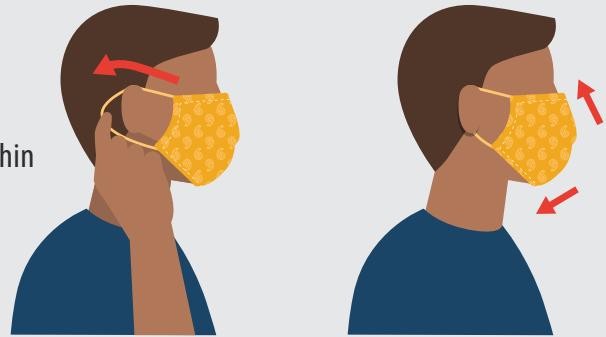
Signature: _____ Date: _____

How to Safely Wear and Take Off a Cloth Face Covering

Accessible: <https://www.cdc.gov/coronavirus/2019-ncov/prevent-getting-sick/diy-cloth-face-coverings.html>

WEAR YOUR FACE COVERING CORRECTLY

- Wash your hands before putting on your face covering
- Put it over your nose and mouth and secure it under your chin
- Try to fit it snugly against the sides of your face
- Make sure you can breathe easily
- Do not place a mask on a child younger than 2



USE THE FACE COVERING TO HELP PROTECT OTHERS

- Wear cloth face coverings in public settings and when around people who don't live in your household, especially when other social distancing measures are difficult to maintain
- Don't put the covering around your neck or up on your forehead
- Don't touch the face covering, and, if you do, clean your hands

FOLLOW EVERYDAY HEALTH HABITS

- Stay at least 6 feet away from others
- Avoid contact with people who are sick
- Wash your hands often, with soap and water, for at least 20 seconds each time
- Use hand sanitizer if soap and water are not available



TAKE OFF YOUR CLOTH FACE COVERING CAREFULLY, WHEN YOU'RE HOME

- Untie the strings behind your head or stretch the ear loops
- Handle only by the ear loops or ties
- Fold outside corners together
- Place covering in the washing machine
- Wash your hands with soap and water



Cloth face coverings are not surgical masks or N-95 respirators, both of which should be saved for health care workers and other medical first responders.

For instructions on making a cloth face covering, see:

[cdc.gov/coronavirus](https://www.cdc.gov/coronavirus)

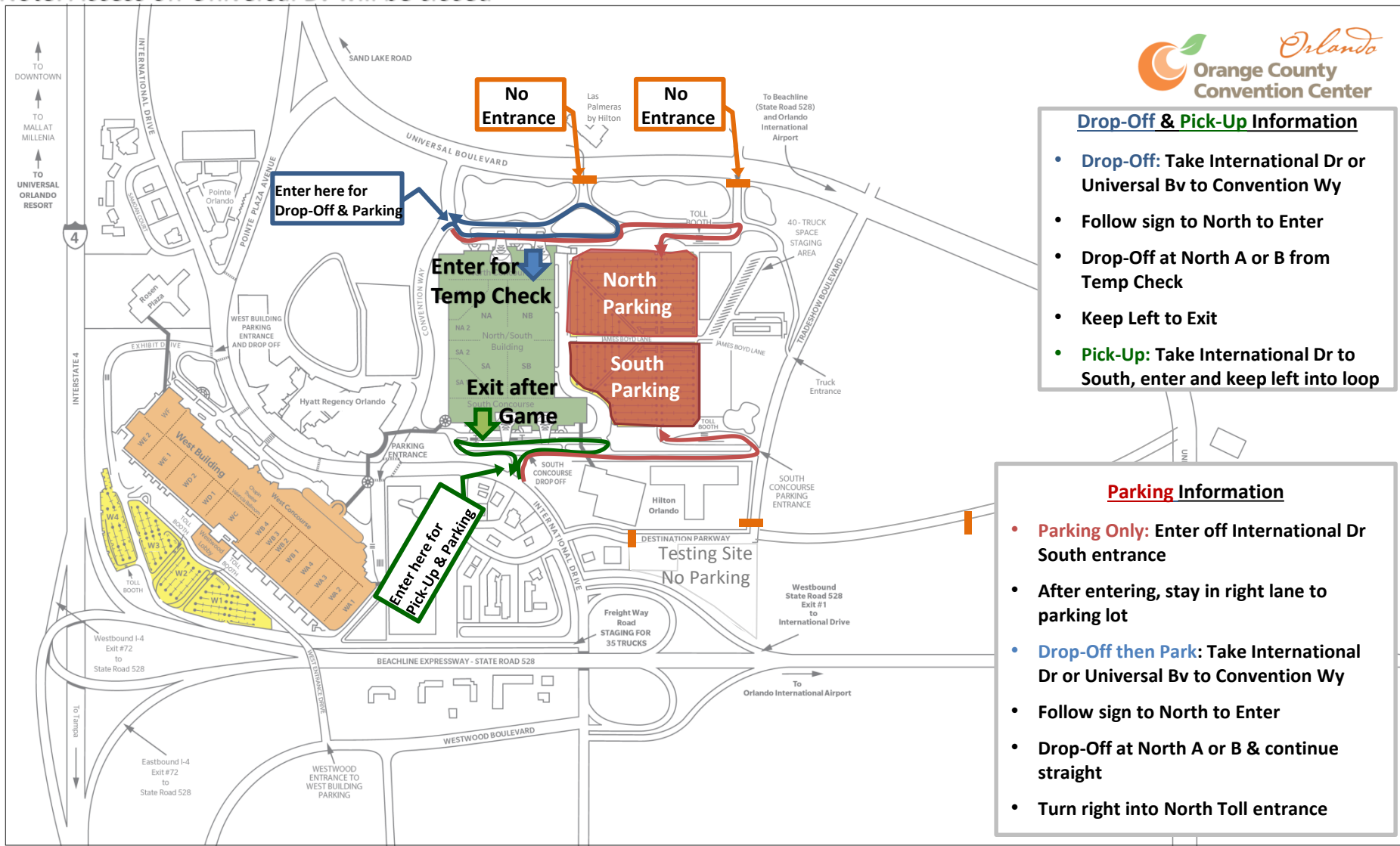


AAU Volleyball Tournament

July 15-18 & 19-22 • Orange County Convention Center



* Note: Access off Universal Bv will be closed





47th AAU Junior National Volleyball Championships

Orange County Convention Center

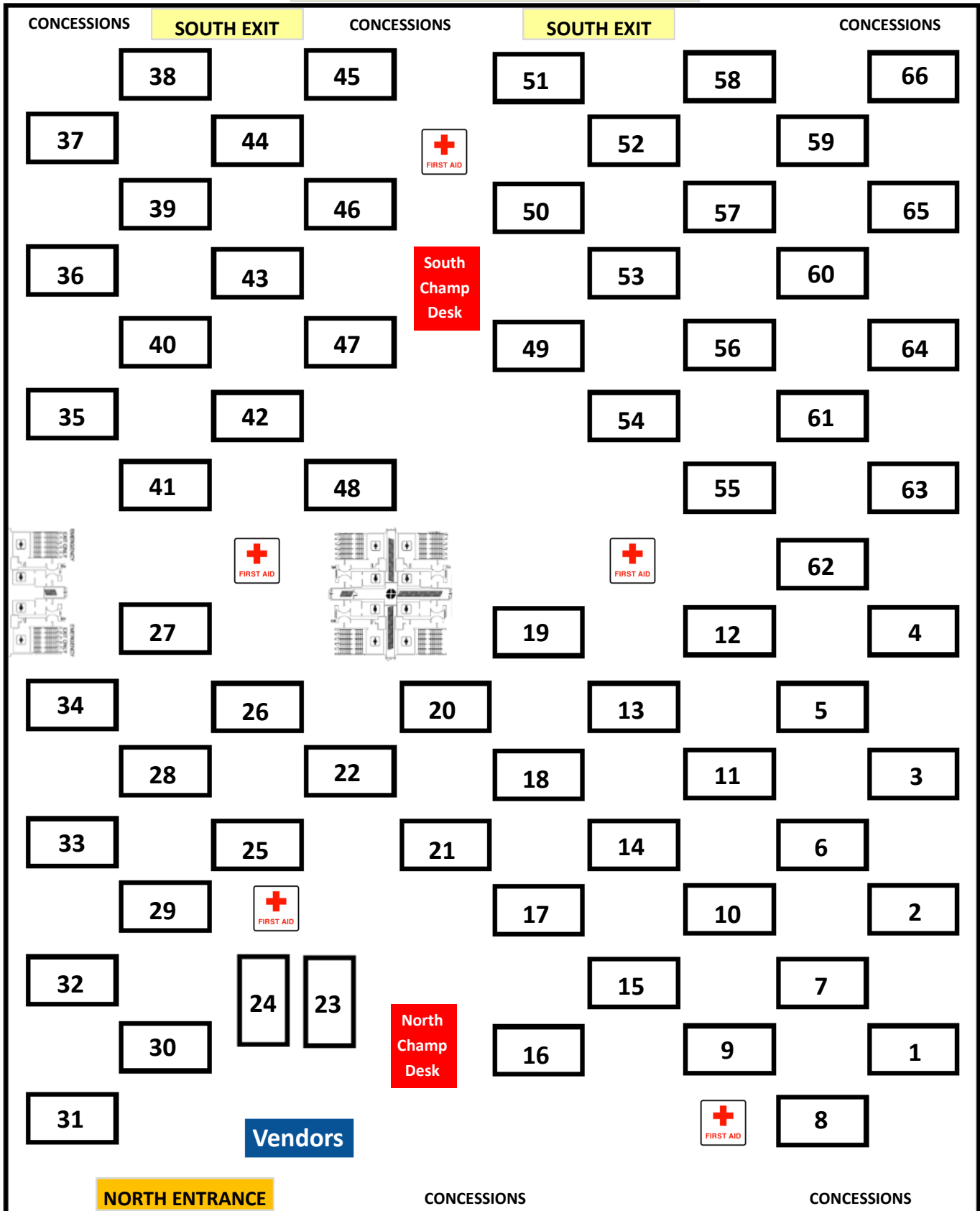


SOUTH HALL - EXIT ONLY

ALL TEAMS MUST EXIT ON THE SOUTH SIDE

SOUTH HALL - Courts 35-66

NORTH HALL - Courts 1-34



NORTH HALL - ENTRANCE ONLY

ALL TEAMS MUST ENTER ON THE NORTH SIDE

THE OFFICIAL BALL OF



Baden builds the tools you need to perform at your best, making sure you have the top quality performance you need to stay on the court.

National Partnerships



It's the official ball of AAU Volleyball for a reason—with a top-grade, full-grain, hand-picked leather cover; the lightest bladder ever used in a volleyball; and a nearly undetectable valve, the Perfection® Leather Volleyball is a certifiable game winner. Everyone is making the switch, you should as too.



www.badensports.com



EASTBAY.COM

**WE HELP
ATHLETES
PREPARE FOR
GREATNESS
WITH AN
UNRIVALED
SELECTION OF
ATHLETIC GEAR**

PROUD PARTNER OF





When your family is protected, we all win.

At Nationwide®, our number one goal is being there for our members. That's why we have your back when it comes to protecting what's most important, like:



The car you drive your athletes in to every practice



The RV you use for that weekend tournament

Join us as we team up with Amateur Athletic Union to promote youth safety, especially the importance of concussion awareness and teen driving.

learn more about a special discount for Amateur Athletic Union members and to get information about youth safety, visit nationwide.com/AAU or call 1-888-231-3614.

Nationwide Insurance has made a financial contribution to this organization in return for the opportunity to market products and services to its members or customers.

Products underwritten by Nationwide Mutual Insurance Company and Affiliated Companies. Home Office: Columbus, OH 43215. Subject to underwriting guidelines, review, and approval. Products and discounts not available to all persons in all states. Nationwide and the Nationwide N and Eagle are service marks of Nationwide Mutual Insurance Company. © 2016 Nationwide AFR-0286AO (06/16)

