

# 2016 AAU Age Group Nationals Gym B

## Meet Results





Jun 30 - Jul 3, 2016

Page: 1  
Printed: 6/30/2016 5:21 PM

Women / 2 / B4 L2 grp1

Session: B4

Judge's Signatures

Rank	Num	Name	Gym					AA
1	274	Khloe Hackbart	Acro Fit	9.050 3	9.425 1	9.400 1	9.500 1	37.375 1
2	277	Emma Wasinger	Heartland academy	9.200 1T	9.100 2	9.000 4T	9.300 3	36.600 2
3	273	Sophia Orsi	CATS of Jupiter	8.650 6	8.975 3	9.250 2	9.350 2	36.225 3
4	278	Ava Carr	Tumblebees	9.200 1T	8.700 5	9.000 4T	9.000 5	35.900 4
5	275	Dakota Williams	Tampa Gymnastics	8.700 4T	8.750 4	9.125 3	9.150 4	35.725 5
6	271	Katie Lantka	Goldens Gymnastics	8.500 8	8.675 6	8.450 7	8.600 8	34.225 6
7	280	Bella Penagos	Lake Murray Gymnasti	8.150 10	8.000 7	8.750 6	8.900 7	33.800 7
8	276	Mya Bryant	FLIP-N-OUT	8.700 4T	7.850 8	8.075 9	8.925 6	33.550 8
9	279	Sadler Gentile	FLIP-N-OUT	8.550 7	6.600 10	8.200 8	8.225 9	31.575 9
10	272	Lydia Wright	Goldens Gymnastics	8.200 9	6.950 9	7.450 10	8.075 10	30.675 10

# 2016 AAU Age Group Nationals Gym B

## Meet Results

Jun 30 - Jul 3, 2016





Page: 1

Printed: 6/30/2016 5:21 PM

Women / 2 / B4 L2 grp2

Session: B4

Judge's Signatures

Rank	Num	Name	Gym					AA
1	283	Alexa George	Rising Stars Gymnast	9.550 1	9.700 1	9.525 1	9.675 1	38.450 1
2	290	Claire Scott	PARKLAND GYMNASTICS	8.900 6T	9.475 2	9.500 2	9.500 2T	37.375 2
3	289	Hurley Bell	Foothills Gymnastics	9.200 2	9.200 4	9.425 3	9.300 7	37.125 3
4	282	Anaya Daniel	Gym Kidz	9.050 5	9.125 5	9.375 5	9.500 2T	37.050 4
5	284	Amanda Faren	Rising Stars Gymnast	9.175 3	8.850 6T	9.350 6	9.475 4T	36.850 5
6	281	Juliana Rodriguez	CATS of Wellington	9.100 4	9.225 3	8.625 10	9.475 4T	36.425 6
7	292	Yadhira Carrillo	Twisters Gymnastics	8.650 10T	8.550 9	9.400 4	9.475 4T	36.075 7
8	287	Sophia Hicks	Helen's Gymnastics	8.900 6T	8.775 8	9.300 7	9.000 8	35.975 8
9	288	Kiran Armstrong	Tampa Gymnastics	8.700 9	8.850 6T	9.125 8	8.550 11	35.225 9
10	285	Leaira Truong	Bayside Sports Acade	8.450 12	8.300 10	8.500 11	8.850 10	34.100 10
11	291	Phoebe Hogan	Signal school of PE	8.850 8	7.850 12	8.375 12	8.900 9	33.975 11
12	286	Piper Sharples	Bayside Sports Acade	8.650 10T	8.000 11	8.650 9	8.375 12	33.675 12

# 2016 AAU Age Group Nationals Gym B

## Meet Results

Jun 30 - Jul 3, 2016





Page: 1

Printed: 6/30/2016 5:21 PM

Women / 2 / B4 L2 grp3

Session: B4

Judge's Signatures

Rank	Num	Name	Gym					AA
1	296	Alexa Nickerson	Rising Stars Gymnast	9.500 1	9.550 1T	9.475 3	9.650 1T	38.175 1
2	295	Emma Lopez	CATS of Wellington	9.400 2	9.325 3	9.550 1	9.650 1T	37.925 2
3	297	Anneka Chernenok	Rising Stars Gymnast	9.050 3T	9.550 1T	9.500 2	9.575 3	37.675 3
4	294	Annamarie Norberto	CATS of Jupiter	8.950 7	9.300 4	9.300 4	9.375 5	36.925 4
5T	299	Charli Marcum	Indiana Gym Nest	8.700 10	9.050 6	9.175 5T	9.425 4	36.350 5T
5T	302	Nathalie Avalos	Twisters Gymnastics	9.050 3T	8.950 7	9.150 7	9.200 8	36.350 5T
7	298	Molly Wright	Southeast Gymnastics	8.900 8	9.125 5	8.725 10	9.300 7	36.050 7
8	301	Kaitlyn Mitchell	Lake Murray Gymnasti	9.025 5	8.325 10	9.175 5T	9.075 9	35.600 8
9	303	Jessa Thommesen	Wildcard Gymnastics	8.800 9	8.500 8	8.800 9	9.325 6	35.425 9
10	300	Addison Freedy	Bee"s Gymnastics	8.400 11	8.300 11	9.050 8	9.025 10	34.775 10
11	293	Ruby Christensen	Goldens Gymnastics	9.000 6	8.450 9	8.400 11	8.525 11	34.375 11

# 2016 AAU Age Group Nationals Gym B

## Meet Results





Jun 30 - Jul 3, 2016

Page: 1  
Printed: 6/30/2016 5:21 PM

Women / 2 / B4 L2 grp4

Session: B4

Judge's Signatures

Rank	Num	Name	Gym					AA
1	310	Jaycee Remus	Concordia Gymnastics	9.300 1	10.000 1	8.850 10	9.475 3	37.625 1
2	308	Allie Donovan	The Gym Nest School	9.100 4T	9.300 2	9.350 5	9.250 7	37.000 2
3	305	Devan Rodriguez-Neely	Tampa Gymnastics	9.100 4T	8.875 4T	9.300 6	9.675 1	36.950 3
4	309	Charli Colclazier	Indiana Gym Nest	9.250 2T	9.050 3	9.050 7T	9.500 2	36.850 4
5	313	Kylie Shoffner	Bootheel Gymnastics	8.850 9	8.875 4T	9.500 1	9.375 5T	36.600 5
6	314	Caroline Quattro	GymMasters Gym Acade	8.950 7	8.575 8	9.425 3T	9.400 4	36.350 6
7	311	Paityn Fritz	Xtreme Gymnastics	9.100 4T	8.300 9	9.475 2	9.100 8	35.975 7
8	306	Victoria Knowles	Tampa Gymnastics	8.900 8	8.700 6T	8.950 9	8.950 10	35.500 8
9	307	Aubrey Reed	Tampa Gymnastics	8.750 10	7.700 11	9.425 3T	9.375 5T	35.250 9
10	304	Remi Alexander	Reflex	9.250 2T	8.700 6T	8.425 11	8.800 11	35.175 10
11	312	Irelynn Blegen	Tumblebees	8.600 11	7.800 10	9.050 7T	9.025 9	34.475 11

# 2016 AAU Age Group Nationals Gym B

## Meet Results

Jun 30 - Jul 3, 2016





Page: 1

Printed: 7/1/2016 9:49:52 AM

Women / 2 / B5 L2 grp1

Session: B5

Judge's Signatures

Rank	Num	Name	Gym					AA
1	316	Isabella Aguirre	Rising Stars Gymnast	9.350 2	9.700 1	9.700 1	9.675 1	38.425 1
2	325	Alyssa Ordas	Aerials Gymnastics	9.500 1	9.425 4	9.300 4	9.325 3	37.550 2
3	315	Jana Tadiaman	CATS of Wellington	8.400 8	9.525 2	9.600 2	9.550 2	37.075 3
4	326	Angelina Orozco	Twisters Gymnastics	8.750 6	9.450 3	9.425 3	8.875 6	36.500 4
5	319	Virginia Fleming	GYMNASTICS OF OHIO	8.800 5	9.275 5	9.125 5	9.150 4T	36.350 5
6	317	Hannah Creech	East Pasco	8.500 7	9.125 6	8.900 8T	9.150 4T	35.675 6
7	321	Autumn Joyce	FLIP-N-OUT	9.000 4	9.000 7	8.900 8T	8.700 9	35.600 7
8	318	Mackenzie Collis	Bio Gymnastics	9.100 3	8.600 9T	8.450 10T	8.450 10T	34.600 8
9	320	Faith Udischas	FLIP-N-OUT	8.000 10	8.575 11	9.000 7	8.775 8	34.350 9
10	324	Audrianna Amara	GymMasters Gym Acade	8.050 9	7.550 12	9.100 6	8.800 7	33.500 10
11	322	Halle Durbin	PARKLAND GYMNASTICS	7.950 11T	8.750 8	8.325 13	8.300 12	33.325 11
12	327	Paige Vanseth	Blue Angels Gymnasti	7.850 13	8.600 9T	8.450 10T	7.900 13	32.800 12
13	323	Jada Alley	PARKLAND GYMNASTICS	7.950 11T	7.000 13	8.350 12	8.450 10T	31.750 13

# 2016 AAU Age Group Nationals Gym B

## Meet Results

Jun 30 - Jul 3, 2016





Page: 1

Printed: 7/1/2016 9:49:54 AM

Women / 2 / B5 L2 grp2

Session: B5

Judge's Signatures

Rank	Num	Name	Gym					AA
1	329	Veronica Larrea	Gym Kidz	9.350 2T	9.575 1	9.325 3	9.475 2T	37.725 1
2	330	Sofia Fernandez	Gym Kidz	9.425 1	9.225 5T	9.350 2	9.475 2T	37.475 2
3	336	Corinthian Austin	Elite Gymnastics	9.250 5	9.400 3	9.300 4	9.500 1	37.450 3
4	338	Gabriella Savaia	Foothills Gymnastics	9.350 2T	8.750 8	9.375 1	9.275 5	36.750 4
5	333	Kayden McNaughton	Bayside Sports Acade	9.300 4	9.100 7	9.275 5	8.925 8	36.600 5
6	340	Delaina Meyer	Rainbow Gymnastics	8.800 8	9.225 5T	8.750 9	9.350 4	36.125 6
7	331	Camille Kesling	Acro Fit	9.000 6	9.300 4	8.800 8	9.000 7	36.100 7
8	335	Kennady Steinagel	Reflex	8.650 10	9.450 2	8.400 11	8.500 10	35.000 8
9	332	Elania Esposito	Bayside Sports Acade	8.700 9	8.300 10T	9.100 6	8.625 9	34.725 9
10	337	Hayden Grow	Indiana Gym Nest	8.900 7	8.300 10T	8.000 12	9.075 6	34.275 10
11	334	Kylee Davidson	Reflex	8.400 11	8.600 9	8.500 10	8.250 11	33.750 11
12	328	Aura Chatham	CATS of Wellington	7.450 12	7.700 12	8.850 7	8.175 12	32.175 12

# 2016 AAU Age Group Nationals Gym B

## Meet Results

Jun 30 - Jul 3, 2016





Page: 1

Printed: 7/1/2016 9:49:56 AM

Women / 2 / B5 L2 grp3

Session: B5

Judge's Signatures

Rank	Num	Name	Gym					AA
1	343	Karina Ly	South Miami Gymnasti	9.650 1	9.900 1	9.725 1	9.600 1	38.875 1
2	342	Sophia Albano	South Miami Gymnasti	9.100 3	9.575 2	9.400 2T	9.225 4	37.300 2
3T	352	Natalie Duong	Southwest ELite	9.450 2	9.250 4	8.750 5T	9.350 3	36.800 3T
3T	348	Ava Wetherington	Tampa Gymnastics	9.000 5T	9.300 3	9.400 2T	9.100 7	36.800 3T
5	347	Addison Haintz	Tampa Gymnastics	9.025 4	9.025 6T	8.750 5T	9.075 8	35.875 5
6	341	Mallory Satterwhite	CATS of Wellington	8.550 10	9.150 5	8.950 4	9.200 5	35.850 6
7	344	Nathalie Dumont	TNT Gymnastics Cente	8.700 8	9.025 6T	8.700 9	9.375 2	35.800 7
8	350	Ila Nelson	Elite Gymnastics	9.000 5T	8.200 12	8.725 8	9.125 6	35.050 8
9	349	Gracie Floyd	Taylor Gymnastics	8.600 9	8.900 8	8.400 10	9.000 9	34.900 9
10	354	Mae Coulon	Wildcard Gymnastics	8.800 7	8.400 10	8.750 5T	8.650 10	34.600 10
11	346	Madalynn Smith	Reflex	7.900 12	8.500 9	8.150 11	8.200 11	32.750 11
12	351	Jordyn Dickey	Bee's Gymnastics	8.300 11	8.350 11	8.025 12	7.900 12	32.575 12

# 2016 AAU Age Group Nationals Gym B

## Meet Results

Jun 30 - Jul 3, 2016





Page: 1

Printed: 7/1/2016 12:56:43 PM

Women / 2 / B6 L2 grp1

Session: B6

Judge's Signatures

Rank	Num	Name	Gym					AA
1	353	Krissel Soto	Twisters Gymnastics	9.750 1	9.550 2	9.500 1	9.175 10	37.975 1
2	345	Madison Mattice	East Pasco	9.600 3	9.600 1	9.325 2T	9.325 3	37.850 2
3	358	Sofia Calvo	South Miami Gymnasti	9.300 6	9.375 4	9.300 4	9.200 7T	37.175 3
4	363	Maggie Pruett	The Gym Nest School	9.675 2	9.500 3	8.750 11	9.050 12	36.975 4
5	365	Sophia Euthon	GymMasters Gym Acade	8.700 10	9.275 5	9.225 5	9.200 7T	36.400 5
6	355	Ashley Johnson	CATS of Jupiter	9.400 4	8.900 11	8.800 10	9.275 4T	36.375 6
7	360	Hayden Catral	Reflex	8.550 12T	9.000 10	9.325 2T	9.450 1	36.325 7
8	361	Catherine Pramberger	Tampa Gymnastics	8.875 9	9.200 7T	8.950 8	9.275 4T	36.300 8
9	362	Jordan Langston	Tampa Gymnastics	9.000 8	8.850 12	9.000 7	9.150 11	36.000 9
10	367	Kennedy McCarty	Tumbleweed Tumblers	9.325 5	9.150 9	8.300 14	9.200 7T	35.975 10
11	368	Madeline Change	Varsity Gymnastics	9.100 7	9.200 7T	8.400 13	9.250 6	35.950 11
12	364	Emma Anderson	PARKLAND GYMNASTICS	8.600 11	8.800 13	8.675 12	9.425 2	35.500 12
13	357	Lyra Vernon	Gold Coast Gymnastic	8.050 15	9.225 6	8.925 9	8.525 15	34.725 13
14	366	Nevaeh Thompson	Wildcard Gymnastics	8.400 14	7.500 15	9.025 6	8.900 13	33.825 14
15	356	Angelena Townsend	Gold Coast Gymnastic	8.550 12T	8.400 14	8.100 15	8.600 14	33.650 15



# 2016 AAU Age Group Nationals Gym B

## Meet Results





Jun 30 - Jul 3, 2016

Page: 1  
Printed: 7/1/2016 12:56:45 PM

Women / 2 / B6 L2 grp2

Session: B6

Judge's Signatures

Rank	Num	Name	Gym					AA
1	359	Sophia Gomez	East Pasco	9.425 4	9.550 2T	9.550 1T	9.625 1	38.150 1
2	380	Lela Duncan	Foothills Gymnastics	9.550 3	9.550 2T	9.350 5T	9.475 3	37.925 2
3T	382	Esperanza Rodriguez	Twisters Gymnastics	9.125 11	9.400 8T	9.550 1T	9.500 2	37.575 3T
3T	381	Kendall Purcell	GymMasters Gym Acade	9.400 5T	9.475 6	9.350 5T	9.350 5	37.575 3T
5	377	Alyssa Maas	Xtreme Gymnastics	9.350 7T	9.500 5	9.425 3	9.125 11	37.400 5
6	372	Ella Garcia	Gym Kidz	9.225 9	9.525 4	9.175 8	9.450 4	37.375 6
7	374	Adelaide Walbroel	Reflex	9.350 7T	9.600 1	9.200 7	9.150 9T	37.300 7
8	370	Jennifer Hernandez	Gold Coast Gymnastic	9.150 10	9.350 11	9.400 4	9.200 7T	37.100 8
9	378	Bella Sheffron	Foothills Gymnastics	9.725 1	9.200 12T	8.950 10	9.200 7T	37.075 9
10	376	Cambri Schoen	Concordia Gymnastics	9.400 5T	9.450 7	8.700 13	9.225 6	36.775 10
11	373	Zoe Delaney	Ancient City Gymnast	9.675 2	9.200 12T	8.850 11T	8.950 13	36.675 11
12	369	Alina Esteves	CATS of Wellington	8.500 14T	9.375 10	9.000 9	9.025 12	35.900 12
13	371	Madelyn Breitinger	Gold Coast Gymnastic	9.100 12	9.150 14	8.600 14	8.500 15	35.350 13
14	379	Haylie Gates	FLIP-N-OUT	8.500 14T	9.400 8T	8.500 15	8.850 14	35.250 14
15	375	Olivia Quade	Tampa Gymnastics	8.800 13	7.250 15	8.850 11T	9.150 9T	34.050 15

# 2016 AAU Age Group Nationals Gym B

## Meet Results





Jun 30 - Jul 3, 2016

Page: 1  
Printed: 7/1/2016 12:56:47 PM

Women / 2 / B6 L2 grp3

Session: B6

Judge's Signatures

Rank	Num	Name	Gym					AA
1	385	Annabella Cavallaro	South Miami Gymnasti	9.450 1T	9.525 2	9.600 1	9.575 1	38.150 1
2	396	Rebeca Sanchez	Twisters Gymnastics	9.425 3T	9.500 3T	9.375 3	9.350 5	37.650 2
3T	383	Stephanie Lacicero	CATS of Wellington	9.275 7T	9.500 3*	9.250 4*	9.475 2	37.500 3T
3T	384	Dominique Regoli	Gold Coast Gymnastic	9.375 5	9.500 3*	9.250 4*	9.375 4	37.500 3T
5	390	Cheyenne Mitchell	The Gym Nest School	9.450 1T	9.575 1	9.025 11T	9.275 7T	37.325 5
6	393	Madeline Coles	PARKLAND GYMNASTICS	9.425 3T	9.475 6	9.025 11T	9.250 9	37.175 6
7	389	Shae Starks	Helen's Gymnastics	9.325 6	9.250 9	9.225 6	9.225 10	37.025 7
8	394	Suzannah Huddleston	PARKLAND GYMNASTICS	9.275 7T	9.450 7	8.900 13	9.275 7T	36.900 8
9	395	Skylar Vessels	Aerials Gymnastics	8.850 11T	8.850 10	9.175 8	9.325 6	36.200 9
10	391	Hannah Gantz	Andover All Stars	8.950 10	8.550 12	9.075 10	9.400 3	35.975 10
11	392	Jayna Lewis	Tumblebees	9.100 9	8.750 11	9.200 7	8.900 11	35.950 11
12	388	Selena Ferrer	Bayside Sports Acade	8.350 14	9.325 8	9.125 9	8.800 12	35.600 12
13	387	Anna Keller	Bayside Sports Acade	8.650 13	8.350 14	9.500 2	8.775 13	35.275 13
14	386	Zhilin Wang	TNT Gymnastics Cente	8.850 11T	8.450 13	8.675 14	8.725 14	34.700 14

# 2016 AAU Age Group Nationals Gym B

## Meet Results

Jun 30 - Jul 3, 2016





Page: 1

Printed: 7/1/2016 3:59:09 PM

Women / 2 / B7 L2 grp1

Session: B7

Judge's Signatures

Rank	Num	Name	Gym					AA
1	398	Mila Martinez	CATS of Wellington	9.475 4	9.650 1	9.550 1	9.725 1	38.400 1
2	400	Natalie Gregory	South Miami Gymnasti	9.600 1T	9.500 2	9.525 2	9.600 2	38.225 2
3	406	Samantha Durham	Foothills Gymnastics	9.600 1T	9.000 8	9.500 3T	9.575 3	37.675 3
4	399	Ashling Hill	Rising Stars Gymnast	9.100 6	9.150 6T	9.500 3T	9.525 4	37.275 4
5	397	Caitlyn Davino	CATS of Wellington	8.900 9	9.275 4	9.425 5	9.350 6T	36.950 5
6	415	Maddie Perkins	Southeast Gymnastics	9.525 3	9.325 3	8.450 11	9.475 5	36.775 6
7	403	Lauren Brumbelow	Bayside Sports Acade	9.075 7	9.250 5	9.375 6	9.000 9	36.700 7
8	404	Lana Berkley	East Pasco	9.300 5	9.150 6T	8.850 9	9.350 6T	36.650 8
9	401	Lena Gerace	TNT Gymnastics Cente	9.050 8	8.800 9T	8.925 8	9.250 8	36.025 9
10	407	Tehana Titus	Wildcard Gymnastics	8.850 10	8.800 9T	8.950 7	8.950 10	35.550 10
11	405	Annabelle Ellis	Clemmons Gymnastics	7.850 11	8.550 11	8.600 10	8.850 11	33.850 11

# 2016 AAU Age Group Nationals Gym B

## Meet Results

Jun 30 - Jul 3, 2016





Page: 1

Printed: 7/1/2016 3:59:10 PM

Women / 2 / B7 L2 grp2

Session: B7

Judge's Signatures

Rank	Num	Name	Gym					AA
1	408	Paola Marin	South Miami Gymnasti	9.850 1	9.800 1	9.700 1	9.350 3T	38.700 1
2	409	Gia Burke	South Miami Gymnasti	9.425 3	9.575 4	9.250 6	9.325 5T	37.575 2
3T	411	Catalina Espada	East Pasco	8.975 9	9.600 2*	9.650 2	9.275 7T	37.500 3T
3T	417	Carolyn McMahon	Tumblebees	9.075 6	9.600 2*	9.475 3	9.350 3T	37.500 3T
5	419	Ana Rabago	Varsity Gymnastics	9.300 4	8.850 9	9.325 4	9.625 2	37.100 5
6	412	Adrianaeliz Nunez	SportsRock Gymnastic	9.050 7	9.000 7	9.275 5	9.750 1	37.075 6
7	416	Mallorie Foos	Southwest ELite	9.000 8	9.400 5	9.075 8	9.225 9	36.700 7
8	410	Madison Avin	Twins Gymnastics	9.450 2	8.950 8	8.900 10	9.325 5T	36.625 8
9	413	Isis Kell	Stars and Stripes G	9.225 5	8.700 11	8.950 9	9.275 7T	36.150 9
10	427	Mia Isabella Patino	SportsRock Gymnastic	8.350 11	9.350 6	9.100 7	9.100 10	35.900 10
11	414	Zoe Carter	Southeast Gymnastics	8.650 10	8.800 10	8.750 11	8.775 11	34.975 11

# 2016 AAU Age Group Nationals Gym B

## Meet Results

Jun 30 - Jul 3, 2016





Page: 1

Printed: 7/1/2016 3:59:12 PM

Women / 2 / B7 L2 grp3

Session: B7

Judge's Signatures

Rank	Num	Name	Gym					AA
1	422	Bailey Levine	South Miami Gymnasti	9.575 6T	9.800 1	9.800 2	9.800 1	38.975 1
2	424	Isabella Martinez	Twins Gymnastics	9.750 2	9.725 2	9.700 3T	9.525 4T	38.700 2
3	430	America Rodriguez	Twisters Gymnastics	9.875 1	9.350 5T	9.825 1	9.475 6T	38.525 3
4	423	Natalie Sochin	South Miami Gymnasti	9.675 3	9.575 4	9.650 5	9.600 2T	38.500 4
5	437	Stephanie Kirk	SportsRock Gymnastic	9.600 4T	9.350 5T	9.700 3T	9.600 2T	38.250 5
6	420	Allison Grove	CATS of Wellington	9.575 6T	9.625 3	9.425 7	9.475 6T	38.100 6
7	428	Julissa Ramirez	SportsRock Gymnastic	9.600 4T	9.100 8	9.500 6	9.525 4T	37.725 7
8	421	Maya Almog	Rising Stars Gymnast	9.100 9	8.950 9	9.300 8	9.250 8	36.600 8
9	426	Madison Tobin	Reflex	8.375 10	9.200 7	8.925 10	9.200 9T	35.700 9
10	429	Meira Hannah	Southwest ELite	9.350 8	8.500 10	8.950 9	8.850 11	35.650 10
11	425	Emily Gierscher	Metro Osceola	7.950 11	8.350 11	8.350 11	9.200 9T	33.850 11

# 2016 AAU Age Group Nationals Gym B

## Meet Results

Jun 30 - Jul 3, 2016





Page: 1

Printed: 7/1/2016 3:59:14 PM

Women / 2 / B7 L2 grp4

Session: B7

Judge's Signatures

Rank	Num	Name	Gym					AA
1	438	Jeylimar Velez	SportsRock Gymnastic	9.700 1	9.275 4	9.425 2T	9.350 4	37.750 1
2	436	Sydney Bridenstine	East Pasco	9.400 2	9.225 5	9.250 5T	9.425 2	37.300 2
3	431	Alaina Hampton	Stars and Stripes G	9.200 4	9.350 1	9.250 5T	9.375 3	37.175 3
4	439	Grace Koehn	Andover All Stars	8.950 6	9.300 3	9.425 2T	9.475 1	37.150 4
5	432	Alyssa Klemm	CATS of Jupiter	9.375 3	8.775 9	9.475 1	9.225 5	36.850 5
6	434	Madison Johnson	Bayside Sports Acade	9.000 5	9.325 2	9.325 4	9.150 6	36.800 6
7	435	Kaitlyn Gard	East Pasco	8.625 9	8.550 11	9.125 7	8.550 9	34.850 7
8	442	Kayla Drexler	MAGiC Gymnastics	8.400 10	9.000 6T	8.600 10	8.700 8	34.700 8
9	433	Meghan Strand	TNT Gymnastics Cente	8.300 11	8.700 10	9.025 8	8.350 10	34.375 9
10	441	Bethel Jondoh	Tumblebees	8.700 7	8.900 8	7.600 11	9.100 7	34.300 10
11	440	Cadence Brown	Thompson Gymnastics	8.650 8	9.000 6T	8.650 9	7.850 11	34.150 11

# 2016 AAU Age Group Nationals Gym B

## Meet Results

Jun 30 - Jul 3, 2016





Page: 1

Printed: 7/2/2016 9:45:44 AM

Women / 2 / B8 L2 grp1

Session: B8

Judge's Signatures

Rank	Num	Name	Gym					AA
1	443	Alexa Jaffe	CATS of Wellington	9.475 2	9.750 1	9.350 4	9.400 5	37.975 1
2	448	Mackenzie Piotrowski	East Pasco	9.050 7	9.650 3	9.500 2	9.450 3	37.650 2
3	453	Litzy Flores	Twisters Gymnastics	9.450 3	9.175 6	9.275 5T	9.625 1	37.525 3
4	444	Lauren Adams	Gold Coast Gymnastic	9.150 5	9.400 5	9.425 3	9.425 4	37.400 4
5	445	Skye Radulic	Twins Gymnastics	8.850 9	9.700 2	9.275 5T	9.475 2	37.300 5
6	449	Kennedie Dyer	Elite Gymnastics	9.300 4	8.900 10	9.550 1	9.275 6	37.025 6
7	446	Natalie Price	Bayside Sports Acade	9.525 1	9.100 8	8.800 11	8.825 9	36.250 7
8	450	Claudia Clark	Southwest ELite	8.925 8	9.150 7	8.950 9	9.175 7	36.200 8
9	452	Berkeley Turner	FLIP-N-OUT	8.825 10	9.025 9	8.850 10	8.850 8	35.550 9
10	447	Grace Stapleton	Bayside Sports Acade	9.075 6	8.575 11	9.025 8	8.800 10	35.475 10
11	451	Diana Farrar	Southwest ELite	7.800 12	9.500 4	9.200 7	8.700 11	35.200 11
12	454	Ashlyn Guldán	MAGIC Gymnastics	8.575 11	8.500 12	8.675 12	8.625 12	34.375 12

# 2016 AAU Age Group Nationals Gym B

## Meet Results

Jun 30 - Jul 3, 2016





Page: 1

Printed: 7/2/2016 9:45:46 AM

Women / 2 / B8 L2 grp2

Session: B8

Judge's Signatures

Rank	Num	Name	Gym					AA
1	465	Ana Macias	Twisters Gymnastics	9.450 1T	9.375 4	9.725 1	9.525 1	38.075 1
2	464	Kynlee Oylar	Southwest ELite	9.450 1T	9.425 3	8.850 9	9.475 2	37.200 2
3	463	Tamara Rodriguez	GC GYMNASTICS	9.000 4T	9.300 7	9.350 2	9.375 4T	37.025 3
4	459	Alyssa Beadling	Stars and Stripes G	8.875 11	9.650 2	9.275 3	8.850 11	36.650 4
5	462	Mia Johnston	Andover All Stars	8.950 7T	9.350 5T	8.900 7T	9.375 4T	36.575 5
6	461	Gracie Horne	Southeast Gymnastics	8.900 10	9.800 1	8.500 12	9.225 7	36.425 6
7T	460	Maci Meeks	Southeast Gymnastics	8.950 7T	9.350 5T	9.100 5	8.900 9T	36.300 7T
7T	457	Mallory Smart	East Pasco	9.000 4T	9.250 8T	9.225 4	8.825 12	36.300 7T
9	456	Diana Baltazar	Twins Gymnastics	9.200 3	9.100 10	8.700 10	9.250 6	36.250 9
10	466	Emily Pacheco	Twisters Gymnastics	8.975 6	8.875 12	8.900 7T	9.400 3	36.150 10
11	455	Jasmine Braddy	Southeast Gymnastics	8.950 7T	9.250 8T	8.600 11	8.900 9T	35.700 11
12	458	Nicole Varnell	East Pasco	8.650 12	9.050 11	8.950 6	9.000 8	35.650 12



# 2016 AAU Age Group Nationals Gym B

## Meet Results

Jun 30 - Jul 3, 2016





Page: 1

Printed: 7/2/2016 9:45:48 AM

Women / 2 / B8 L2 grp3

Session: B8

Judge's Signatures

Rank	Num	Name	Gym					AA
1	478	Maren Coffeen	Varsity Gymnastics	9.625 1	9.475 3	9.800 1	9.475 2	38.375 1
2	473	Haydyn Harnage	East Pasco	9.550 2	9.550 1	9.550 4	9.575 1	38.225 2
3	476	Riley Prosser	Southwest ELite	9.425 4	9.525 2	9.625 2	9.400 3T	37.975 3
4	469	Laci Kinder	Gold Coast Gymnastic	9.275 5	9.100 6	9.575 3	9.400 3T	37.350 4
5	468	Helen Guitierrez	Gold Coast Gymnastic	9.225 6	9.150 5	9.475 5	9.125 5	36.975 5
6	477	Jasmin Flores	Southwest ELite	9.475 3	8.750 8	9.100 10	9.100 6	36.425 6
7	474	Kiya Morris	Stars and Stripes G	8.825 11	9.350 4	9.275 7	8.925 8	36.375 7
8	472	Meghan Hunt	Bayside Sports Acade	8.850 10	9.000 7	9.450 6	8.825 10	36.125 8
9	470	Hadleigh Kreger	Bayside Sports Acade	9.050 8	8.675 9	9.150 9	8.875 9	35.750 9
10	475	Quinesia Williams	Elite Gymnastics	9.175 7	8.250 11	9.250 8	8.950 7	35.625 10
11	467	Valeria Fuentes	Pav YMCA	8.750 12	8.500 10	8.750 12	8.700 11	34.700 11
12	471	Brenda Wells	Bayside Sports Acade	8.900 9	7.600 12	9.050 11	8.500 12	34.050 12