





# 2017 AAU Age Group Nationals

## Meet Results





Jun 22-25, 2017

Rank	Num	Name	Gym					AA
1	2768	Grace Hollon	Varsity SP	9.252 4	9.200 3	9.375 1	9.500 4	37.327 1
2	2761	Aurora Simon	Aerials Gym SP	9.212 5	8.850 5	9.325 2	9.875 1	37.262 2
3	2767	Alejandra Almeyda	FL - Naples Progre.	9.487 1	9.250 1T	8.325 8	9.650 3	36.712 3
4	2763	Gracie Vanburen	East Pasco FL	9.312 3	9.250 1T	8.975 4	9.125 8	36.662 4
5	2760	Alexis Garrity	Ancient City FL	9.450 2	8.200 7	8.950 5	9.762 2	36.362 5
6	2764	Cierra Butler	Jr. Eagle Gym WI	9.052 7	8.900 4	8.500 6	9.225 7	35.677 6
7	2762	Alyson Partain	East Pasco FL	9.040 8	7.900 8	9.300 3	9.350 6	35.590 7
8	2769	Alexia Duffus	Vikings Gym LE	9.102 6	8.400 6	8.425 7	9.375 5	35.302 8
9	2770	Lizbeth Torres	Xtreme Gymnastics MV	0.000 9	— 9	0.000 9	— 9	0.000 9

# 2017 AAU Age Group Nationals

## Meet Results





Jun 22-25, 2017

Rank	Num	Name	Gym					AA
1	2783	Sally Segui	Reflex Gymnastics FL	9.700 1	9.275 1	9.150 6	9.750 2	37.875 1
2	2786	Kaytie Odom	East Pasco FL	9.387 3	8.700 6T	9.725 1	9.775 1	37.587 2
3	2782	Hannah Richey	AIM HIGH ELITE OZ	9.277 4	8.700 6T	9.650 2	9.712 3	37.339 3
4	2781	Jayda Jones	AIM HIGH ELITE OZ	9.125 7	8.950 2	9.500 3	9.637 5	37.212 4
5	2787	Kalie Todd	Elite Gym USA GA	9.012 8	8.750 5	9.375 4	9.600 7	36.737 5
6	2785	Tifani Farquhar	East Pasco FL	9.215 6	8.800 4	9.275 5	9.250 9	36.540 6
7	2780	Megan Partain	East Pasco FL	9.265 5	8.850 3	8.775 7	9.625 6	36.515 7
8	2789	Camryn Alessandro	SC - Olympia Surf.	9.465 2	8.300 8	7.900 9	9.662 4	35.327 8
9	2784	Julianna Scott	Bristol FCG CT	9.000 9	7.600 9	8.450 8	9.325 8	34.375 9

# 2017 AAU Age Group Nationals

## Meet Results

Jun 22-25, 2017

Rank	Num	Name	Gym					AA
1	2809	Magnolia Drawdy	SC - Olympia Surf.	9.587 1	8.900 1	9.575 1	9.562 5	37.624 1
2	2807	Sonoma Kappel Knecht	Knightdale Gym NC	9.287 5	8.700 3	8.975 5	9.687 2	36.649 2
3	2810	Tayler Malcolm	Reflex Gymnastics FL	9.327 3	8.550 4	9.050 4	9.700 1	36.627 3
4	2808	Julia O'Connor	Northwest Gymn CT	9.337 2	8.450 5	9.300 2	9.537 7	36.624 4
5	2805	Julia Grace Randolph	Elite Gym USA GA	9.325 4	8.750 2	8.800 7T	9.612 3	36.487 5
6	2802	Alena Hauer	Bristol FCG CT	9.105 7	8.350 6	8.800 7T	9.550 6	35.805 6
7	2804	Lizbeth Mendez	Elite Gym USA GA	9.150 6	8.050 7	8.850 6	9.575 4	35.625 7
8	2801	Chloe Cyr	Bristol FCG CT	8.877 8	7.650 8	9.150 3	9.400 8	35.077 8
9	2806	Kyla Bauman	Farmington MN	8.875 9	6.850 9	8.350 9	9.175 9	33.250 9

# 2017 AAU Age Group Nationals

## Meet Results

Jun 22-25, 2017





Page: 1

Printed: 6/27/2017 9:58:28 PM

Women / XP / XP a9 grp1

Session: A9





Judge's Signatures

Rank	Num	Name	Gym					AA
1	2825	Alexis Ghattas	IK Gymnastics CE	9.452 3	9.050 2T	9.475 3T	9.525 2	37.502 1
2	2822	Alexa Marshall	Andover All Stars MV	9.240 7	8.800 7	9.650 1	9.750 1	37.440 2
3	2821	Ashley Castor	Andover All Stars MV	9.500 2	9.050 2T	9.475 3T	9.412 4	37.437 3
4	2831	Tamia Cheeks	Xtreme Gymnastics MV	9.325 5	9.025 4	9.600 2	9.387 5	37.337 4
5	2830	Jacelyn Huelskamp	Southwest ELite MV	9.315 6	9.000 5T	9.050 5	9.475 3	36.840 5
6T	2829	Lilah Payamps	Reflex Gymnastics FL	9.575 1	9.350 1	8.300 10	9.350 6	36.575 6T
6T	2525	Aaliyah Matthew	SC - Olympia Surf.	9.350 4	9.000 5T	8.925 6	9.300 7	36.575 6T
8	2823	Kenzie Bormann	Farmington MN	9.065 9	8.200 8	8.675 8	8.650 9	34.590 8
9	2824	Allyson Baehler	Hardcore GymTum WI	9.087 8	7.550 11	8.450 9	8.875 8	33.962 9
10	2828	Siri Yuhas	Premier Complex WI	8.750 10	7.900 10	8.725 7	8.275 12	33.650 10
11	2826	Savannah Gabel	Kidsport Gym MN	8.725 11	8.050 9	8.050 11	8.400 11	33.225 11
12	2827	Sara Leintz	Premier Complex WI	8.650 12	7.500 12	8.000 12	8.575 10	32.725 12

# 2017 AAU Age Group Nationals

## Meet Results





Jun 22-25, 2017

Rank	Num	Name	Gym					AA
1	2842	Taylor Englemeyer	AIM HIGH ELITE OZ	9.062 5	9.150 2	9.450 2	9.250 2	36.912 1
2	2843	Hannah Jolliff	AIM HIGH ELITE OZ	9.227 2	8.950 3	9.500 1	9.050 4	36.727 2
3	2851	Tristyn Casey	Somersault Jungle CT	9.112 4	9.500 1	8.850 4	9.000 5	36.462 3
4	2844	Helaina Edgar	Chalk Box LE	9.362 1	7.800 6	9.250 3	9.587 1	35.999 4
5	2850	Greta Schoepel	Kidsport Gym MN	9.050 6	7.400 8	8.700 5	9.125 3	34.275 5
6	2848	Hanalei Hocum	Kidsport Gym MN	8.865 9	8.500 4	7.750 8	8.675 8	33.790 6
7	2841	Lillian Bowen	AIM HIGH ELITE OZ	8.875 8	7.850 5	8.075 7	8.850 6	33.650 7
8	2847	Jamesie Carter	Hardcore GymTum WI	9.190 3	6.500 9	8.600 6	8.450 9	32.740 8
9	2849	Miranda Lindaman	Kidsport Gym MN	9.037 7	7.750 7	7.150 9	8.800 7	32.737 9

# 2017 AAU Age Group Nationals

## Meet Results





Jun 22-25, 2017

Rank	Num	Name	Gym					AA
1	2869	Tiana Liriano	Somersault Jungle CT	9.275 5	9.550 1	9.475 1T	9.675 2	37.975 1
2	2861	Zenya Hays	Aerials Gym SP	9.450 2	9.100 2	9.450 3	9.437 6	37.437 2
3	2870	Macy Larson	Tumble Town KY	9.400 3	8.900 3T	9.475 1T	9.600 4	37.375 3
4	2863	Elyse Fernando	IK Gymnastics CE	9.375 4	8.900 3T	8.775 8	9.400 7	36.450 4
5	2865	Gabby Jarman	Jr. Eagle Gym WI	9.212 7	8.300 6	8.800 7	9.700 1	36.012 5
6	2864	Margaret Yerkes	IK Gymnastics CE	9.250 6	8.500 5	8.825 5T	9.200 8	35.775 6
7	2868	Elise Rynes	RC Gymnastics WI	9.550 1	7.500 9	8.825 5T	9.462 5	35.337 7
8	2867	Ellie Montgomery	SC - Olympia Surf.	9.187 8	7.900 7	8.500 10	9.625 3	35.212 8
9	2862	Natalie Price	FL - Bayside	9.075 10	7.650 8	9.025 4	9.087 9	34.837 9
10	2871	Allysse Berger	Kaleidoscope Gym MI	9.162 9	6.950 11	8.600 9	8.975 10	33.687 10
11	2866	Zoey Danzinger	Kidsport Gym MN	9.032 11	7.100 10	7.700 11	8.650 11	32.482 11

# 2017 AAU Age Group Nationals

## Meet Results





Jun 22-25, 2017

Rank	Num	Name	Gym					AA
1	2888	Clara Zeh	Kids In Motion OZ	9.337 5	9.250 1	8.875 6T	9.212 8	36.674 1
2	2885	Khloe Vansickle	Fallbrook PS	9.612 1	8.875 4	8.450 9	9.712 1	36.649 2
3	2882	Jaydin Coy	Chalk Box LE	9.477 2	8.150 8	9.425 1T	9.575 2	36.627 3
4	2884	Cadence Wood	East Pasco FL	9.462 3	8.900 3	8.700 8	9.500 4	36.562 4
5	2881	Jasmin Crouch	AIM HIGH ELITE OZ	9.265 6	8.850 5	9.275 3	9.100 10	36.490 5
6	2887	Kj Sellers	IK Gymnastics CE	9.080 8	8.950 2	8.875 6T	9.550 3	36.455 6
7	2883	Erica Housel	Chalk Box LE	9.365 4	8.500 6	9.250 4T	9.225 7	36.340 7
8	2886	Ajae Henderson	HutchinsonAcadeMY MV	9.140 7	8.300 7	9.250 4T	9.487 5	36.177 8
9	2891	Kaitlynn Minarik	Vikings Gym LE	9.012 9	7.650 10	9.425 1T	9.237 6	35.324 9
10	2889	Mia Liedl	Premier Complex WI	8.525 11	7.750 9	8.000 10	8.200 11	32.475 10
11	2890	Hannah Miller	RC Gymnastics WI	8.900 10	6.300 11	7.625 11	9.187 9	32.012 11

# 2017 AAU Age Group Nationals

## Meet Results

Jun 22-25, 2017

Rank	Num	Name	Gym					AA
1	2904	Alyssa Rose	Flips Gymnastics SP	9.700 1	9.250 1	9.662 1	9.737 3	38.349 1
2	2901	Chloe Crocker	AIM HIGH ELITE OZ	9.487 3	9.100 3	9.400 2	9.162 8	37.149 2
3	2912	Elnara Muradova	Tumble Town KY	9.277 9	9.200 2	8.925 6	9.537 4	36.939 3
4	2905	Gabriela Gutzmer	IK Gymnastics CE	9.077 11	8.700 7	9.387 3	9.450 5	36.614 4
5	2908	Alyssa Yohe	SC - Olympia Surf.	9.200 10	8.800 4T	8.775 7	9.800 2	36.575 5
6	2911	Brianna Schluneker	TGS Gymnastics LE	9.390 5	7.750 10	9.100 5	9.875 1	36.115 6
7	2906	Phoebe White	Jr. Eagle Gym WI	9.490 2	8.800 4T	8.175 10	9.375 7	35.840 7
8T	2907	Victoria Burke	Northwest Gymn CT	9.302 7	8.200 8	8.625 8	9.425 6	35.552 8T
8T	2902	Deniz Torres	Bristol FCG CT	9.402 4	7.800 9	9.275 4	9.075 9	35.552 8T
10	2910	Kara Peiffer	South County Gym OK	9.282 8	8.800 4T	8.000 11	8.700 11	34.782 10
11	2903	Tiffany Kolb	Farmington MN	9.352 6	7.300 11	8.425 9	8.725 10	33.802 11