





# 2019 AAU Nationals Gym A And B

## Meet Results

Jun 13-16, 2019

Page: 1  
 Printed: 6/15/2019 5:03:33 PM  
 Women / XP / XP b8.g1  
 Session: B8  
 Judge's Signatures





Rank	Num	Name	Gym					AA
1	673	Jaycee Remus	Concordia Gymn MV	9.475 1	9.450 3	9.625 1	9.700 1	38.250 1
2	2134	Alexa Liquore	SOMERSault Jungle CT	9.250 3T	9.700 2	9.525 3	9.300 9	37.775 2
3	2135	Juilianna Suarez	SOMERSault Jungle CT	8.950 8	9.725 1	9.375 5	9.600 3	37.650 3
4	193	Braylyn Tourluk	Aerials Gymn SP	9.175 6	9.400 4	9.300 6	9.350 7T	37.225 4
5	1292	Emma Adams	Harris Chalkettes NC	9.250 3T	8.950 8	9.400 4	9.425 5	37.025 5
6	1807	Emme Frazor	OlympiaGymnastics SC	9.275 2	9.250 6	8.800 10	9.450 4	36.775 6
7	2659	Gracie Kless	Vikings Gym LE	9.200 5	8.650 9	9.125 7	9.650 2	36.625 7
8	1654	Dakota Mobbs	McAlester Elite OK	8.800 11	9.300 5	8.875 9	9.400 6	36.375 8
9	1607	Izumi Watanabe	Lake Murray Gymn SC	8.850 10	8.000 10	9.600 2	9.250 10	35.700 9
10	1906	Isabelle Thielke	Premier Complex WI	8.900 9	9.050 7	6.650 11	8.150 11	32.750 10
11	1761	Teya Reed	No Limit PA	9.125 7	0.000 11	9.000 8	9.350 7T	27.475 11

# 2019 AAU Nationals Gym A And B

## Meet Results

Jun 13-16, 2019

Page: 1  
 Printed: 6/15/2019 5:03:35 PM  
 Women / XP / XP b8 g2  
 Session: B8  
 Judge's Signatures

Rank	Num	Name	Gym					AA
1	1808	Elise Tchang	OlympiaGymnastics SC	9.350 1	9.150 6	10.000 1	9.425 4T	37.925 1
2	1620	Fiona Garvey-Knapp	Lake Norman Stars NC	9.225 3	9.525 3	9.200 6	9.425 4T	37.375 2
3	697	Miley Bruce	Daves Gymnastics MV	9.125 5	9.225 5	9.175 7	9.700 1	37.225 3
4T	455	Kylie Shoffner	Bootheel Gymn OZ	8.900 9	9.000 8	9.500 2T	9.675 2	37.075 4T
4T	2559	Peyton Lawson	Xtreme Gymnastics MV	9.325 2	9.650 1	8.800 9	9.300 6T	37.075 4T
6	1683	Macy Schmeits	Metrolina Gymn NC	9.175 4	9.250 4	9.500 2T	9.100 9	37.025 6
7	898	Kayla Ohaks	Farmington MN	9.100 6T	9.600 2	8.200 11	9.300 6T	36.200 7
8	515	Jamie Walker	Camden Gymn GA	9.100 6T	8.950 9	9.425 4T	8.650 11	36.125 8
9	1344	Talia Richards	High Flyers Gym MI	9.025 8	8.150 11	9.425 4T	9.275 8	35.875 9
10	1338	Libby Younger	Heartland Gymn OZ	8.750 11	8.500 10	8.900 8	9.450 3	35.600 10
11	1504	Amelia Franklin	Iron Rail Gymn NE	8.775 10	9.100 7	8.700 10	8.900 10	35.475 11

# 2019 AAU Nationals Gym A And B

## Meet Results

Jun 13-16, 2019





Page: 1

Printed: 6/15/2019 5:03:37 PM

Women / XP / XP b8 g3

Session: B8

Judge's Signatures





Rank	Num	Name	Gym					AA
1	1680	Emily Gardner	Metrolina Gymn NC	9.500 2	9.750 3	9.800 1	9.825 3	38.875 1
2	1450	Alexis Ghattas	IK Gymnastics CE	9.525 1	9.400 8	9.050 6	9.850 2	37.825 2
3	1446	Sloan Larkin	IK Gymnastics CE	9.225 6T	9.775 2	8.700 10	9.900 1	37.600 3
4T	1805	Kelsey Richards	OlympiaGymnastics SC	9.250 5	9.650 4	9.000 7	9.575 5	37.475 4T
4T	1505	Julia Bial	Iron Rail Gymn NE	9.000 11	9.600 5	9.475 2T	9.400 7	37.475 4T
6	1501	Isla Finn	Iron Rail Gymn NE	9.200 9	9.800 1	9.200 5	9.250 9	37.450 6
7T	1606	Sofia Motta	Lake Murray Gymn SC	9.075 10	9.575 6	9.400 4	9.150 10	37.200 7T
7T	1734	Avery Lewis	Nick'sFlippinKidsNC	9.300 4	9.500 7	8.850 9	9.550 6	37.200 7T
9	583	Lyan Hernandez	Cats Wellington FG	9.225 6T	8.750 9T	9.475 2T	9.325 8	36.775 9
10	2133	Lily Duff	SOMERSault Jungle CT	9.350 3	8.750 9T	8.925 8	8.800 11	35.825 10
11	1653	Lilli Keefer	McAlester Elite OK	9.225 6T	8.450 11	8.075 11	9.750 4	35.500 11

# 2019 AAU Nationals Gym A And B

## Meet Results

Jun 13-16, 2019

Page: 1  
 Printed: 6/15/2019 5:03:39 PM  
 Women / XP / XP b8 g4  
 Session: B8  
 Judge's Signatures





Rank	Num	Name	Gym					AA
1	791	Aubrey Collura	East Pasco Gymn FL	9.400 2	10.000 1	9.550 4	9.800 1	38.750 1
2	695	Alyssa Mainard	Daves Gymnastics MV	9.300 3	9.625 3	9.600 3	9.750 2	38.275 2
3	1054	Aubrey Kenimer	Gold Coast Gymn FG	9.500 1	9.450 5	9.625 1T	9.525 5	38.100 3
4	2117	Maddy Gerkin	SoCoSouth CountyOK	9.250 5	9.300 6	9.525 5	9.650 3	37.725 4
5	1616	Jordan Kritzinger	Lake Norman Stars NC	9.200 7	9.550 4	9.625 1T	9.000 11	37.375 5
6	631	Lindsey Grady	Charlotte Gym AcadNC	9.025 9	9.650 2	9.025 9	9.375 8	37.075 6
7	696	Olive Neighbors	Daves Gymnastics MV	9.000 10T	9.150 8	9.150 7	9.500 6	36.800 7
8	2513	Audrienne Freese	West Side Gymn WI	9.275 4	8.500 9	9.050 8	9.550 4	36.375 8
9	2327	Claire Carlton	Taylor Gymn FL	9.000 10T	9.175 7	8.100 11	9.450 7	35.725 9
10	514	Sarah Garrett	Camden Gymn GA	9.050 8	8.100 11	9.375 6	9.125 10	35.650 10
11	2660	Finley Mongell	Vikings Gym LE	9.225 6	8.400 10	8.600 10	9.200 9	35.425 11

# 2019 AAU Nationals Gym A And B

## Meet Results

Jun 13-16, 2019

Page: 1  
 Printed: 6/15/2019 5:03:41 PM  
 Women / XP / XP b8 g5  
 Session: B8  
 Judge's Signatures





Rank	Num	Name	Gym					AA
1	789	McKenzie Hilton	East Pasco Gymn FL	9.425 1	9.850 1	9.850 1	9.450 4T	38.575 1
2	1619	Bryce Admire	Lake Norman Stars NC	9.400 2	9.600 2T	9.550 2T	9.575 2	38.125 2
3	1651	Chloei Cooper	McAlester Elite OK	9.250 4T	9.600 2T	9.325 6	9.375 6	37.550 3
4	1449	Marina Spera	IK Gymnastics CE	8.950 8T	9.375 5	9.550 2T	9.650 1	37.525 4
5	255	Elizabeth Pollard	Ancient City FL	9.250 4T	9.000 8	9.475 5	9.500 3	37.225 5
6	1682	Mackenzie Boggess	Metrolina Gymn NC	9.300 3	8.200 10	9.550 2T	9.450 4T	36.500 6
7	2662	Elizabeth Vacca	Vikings Gym LE	9.150 7	9.050 7	8.900 9	9.200 7	36.300 7
8	1518	Savanna Phillips	J Cruz Gymn SP	8.950 8T	9.350 6	9.275 7	8.700 10	36.275 8
9	299	Alexis Kelley	At The Matinee AZ	9.175 6	8.700 9	9.100 8	9.150 8	36.125 9
10	1345	Aurora Gregory	High Flyers Gym MI	8.825 10	9.550 4	8.350 10	9.125 9	35.850 10
11	2382	Lizbeth Longoria	Top Flight BrandonFL	8.750 11	7.600 11	8.000 11	7.650 11	32.000 11

# 2019 AAU Nationals Gym A And B

## Meet Results

Jun 13-16, 2019

Page: 1  
 Printed: 6/15/2019 5:03:43 PM  
 Women / XP / XP b9.g1  
 Session: B9  
 Judge's Signatures





Rank	Num	Name	Gym					AA
1	513	Savannah Vrabel	Camden Gymn GA	9.350 2T	9.625 3	9.575 2	9.550 4	38.100 1
2	1293	Zoey Tabor	Harris Chalkettes NC	9.275 5	9.550 4	9.350 4	9.625 3	37.800 2
3	538	Saoirse Runne	Carolina Elite NC	9.225 6	9.150 7	9.675 1	9.700 2	37.750 3
4	1347	Maria Petru	High Flyers Gym MI	9.325 4	9.850 1	8.675 10	9.750 1	37.600 4
5	1618	Stefania Williams	Lake Norman Stars NC	9.350 2T	9.750 2	8.900 9	9.525 5	37.525 5
6	482	Gabriella Naranjo	Bristol Future CT	9.375 1	9.300 5	9.050 8	8.825 11	36.550 6
7T	298	Danahi Padilla	At The Matinee AZ	8.825 11	9.100 8	9.175 7	9.400 7	36.500 7T
7T	1290	Jordan Ruchti	Harris Chalkettes NC	9.125 8	8.950 9	9.275 5	9.150 9T	36.500 7T
9	699	Stevie McCanse	Daves Gymnastics MV	9.175 7	8.675 10	9.250 6	9.300 8	36.400 9
10	1873	Mckenna Thompson	Parkland OZ	8.875 10	8.450 11	9.500 3	9.500 6	36.325 10
11	897	Kenzie Bormann	Farmington MN	9.100 9	9.250 6	8.600 11	9.150 9T	36.100 11

# 2019 AAU Nationals Gym A And B

## Meet Results

Jun 13-16, 2019

Page: 1  
 Printed: 6/15/2019 5:03:44 PM  
 Women / XP / XP b9 g2  
 Session: B9  
 Judge's Signatures





Rank	Num	Name	Gym					AA
1	1444	Acadia Gallart	IK Gymnastics CE	9.175 4T	9.850 1	9.900 1	10.000 1	38.925 1
2	2047	Emily Newman	Salina GemStars MV	9.175 4T	9.725 2	9.375 6	9.850 2	38.125 2
3	1976	Paola Marrero	Reflex FL	9.350 3	9.650 3	9.350 7T	9.425 6	37.775 3
4	929	Ashlyn Gibson	Flips Gymnastics- SP	9.150 6T	9.050 8	9.725 2	9.500 3T	37.425 4
5	2454	Talyn Sullivan	TumbleweedTumblersMV	9.575 1	8.850 11	9.400 4T	9.500 3T	37.325 5
6	1974	Leilani Morales	Reflex FL	9.525 2	9.400 5	9.300 9	9.075 9	37.300 6
7	632	Madison Hatchett	Charlotte Gym AcadNC	9.100 8	9.625 4	9.450 3	9.025 10	37.200 7
8	1506	Georgia Greaves	Iron Rail Gymn NE	9.050 9	9.225 7	9.400 4T	9.100 8	36.775 8
9	1265	Natalie Brunner	Hardcore Gymn WI	9.000 10	8.950 10	9.350 7T	9.125 7	36.425 9
10	2419	Savannah Watt	Tri-County Gymn NC	8.950 11	9.300 6	8.900 11T	8.825 12	35.975 10
11	483	Emma Kimball	Bristol Future CT	8.875 12	9.000 9	8.900 11T	9.000 11	35.775 11
12	1636	Natalie Barlow	Massillon YMCA LE	9.150 6T	7.150 12	9.125 10	9.500 3T	34.925 12

# 2019 AAU Nationals Gym A And B

## Meet Results

Jun 13-16, 2019

Page: 1  
 Printed: 6/15/2019 5:03:46 PM  
 Women / XP / XP b9 g3  
 Session: B9  
 Judge's Signatures

Rank	Num	Name	Gym					AA
1	1975	Sophia Arevalo	Reflex FL	9.550 1	9.800 1	9.550 1	9.500 5T	38.400 1
2	256	Heidi Ronan	Ancient City FL	9.325 3	9.500 5	9.400 2	9.425 7	37.650 2
3	1605	Abigail Davidson	Lake Murray Gymn SC	9.300 4	9.600 3	9.100 4	9.600 3	37.600 3
4	1912	Alexis Clark	RAYG MI	9.125 7T	8.650 8	8.850 5	9.650 1	36.275 4
5	1732	Laney Caviness	Nick'sFlippinKidsNC	9.025 10	9.625 2	8.300 8	9.250 9	36.200 5
6	896	Emma Oden	Farmington MN	9.100 9	9.550 4	8.600 6	8.925 11	36.175 6
7	2586	Diamond Anderson	Lake Murray Gymn SC	9.250 5	9.325 6	7.800 10	9.625 2	36.000 7
8	421	Cassandra Moyer	Bayside Sports FL	9.175 6	8.350 10	9.250 3	9.100 10	35.875 8
9	1240	Anicka Brenham	Gymnastics Zone CE	8.850 11	9.100 7	8.150 9	9.275 8	35.375 9
10	300	Kylie Oltchick	At The Matinee AZ	9.350 2	7.000 11	8.425 7	9.550 4	34.325 10
11	1733	London Hines	Nick'sFlippinKidsNC	9.125 7T	8.450 9	0.000 11	9.500 5T	27.075 11







# 2019 AAU Nationals Gym A And B

## Meet Results

Jun 13-16, 2019

Page: 1  
 Printed: 6/15/2019 5:03:48 PM  
 Women / XP / XP b9 g4  
 Session: B9  
 Judge's Signatures





Rank	Num	Name	Gym					AA
1	700	Genesis Campbell	Daves Gymnastics MV	9.100 9	9.750 2T	9.725 1	9.700 3	38.275 1
2	785	Anabelle Wright	East Pasco Gymn FL	9.475 1T	9.600 4	9.300 4	9.725 2	38.100 2
3	793	Emma Barnes	East Pasco Gymn FL	9.475 1T	9.750 2T	8.500 10	9.825 1	37.550 3
4	1762	Juliet Campbell	No Limit PA	9.150 7	9.800 1	8.525 9	9.600 4	37.075 4
5	600	Zelia Gieseler	Central Ohio Gymn OH	9.250 3	9.250 7	9.625 2	8.750 12	36.875 5
6	2088	Riley Barford	Signal SE	9.225 4T	8.750 11	9.400 3	9.450 6T	36.825 6
7T	2418	Alyssa White	Tri-County Gymn NC	8.925 10	8.950 9	9.200 5	9.450 6T	36.525 7T
7T	447	Abbie Harold	Bee's Gymnastics LE	9.225 4T	9.400 6	8.750 7	9.150 11	36.525 7T
9	1502	Julia Kaszynski	Iron Rail Gymn NE	8.700 12	9.500 5	8.700 8	9.275 9	36.175 9
10	2661	Kyrsten Gorg	Vikings Gym LE	9.125 8	8.800 10	8.900 6	9.250 10	36.075 10
11	2132	Savannah Drouin	SOMERSault Jungle CT	8.875 11	9.000 8	8.250 11	9.375 8	35.500 11
12	162	Saige Price	AcroBrats SP	9.200 6	8.450 12	8.000 12	9.500 5	35.150 12

# 2019 AAU Nationals Gym A And B

## Meet Results

Jun 13-16, 2019

Page: 1  
 Printed: 6/15/2019 5:03:50 PM  
 Women / XP / XP b9 g5  
 Session: B9  
 Judge's Signatures





Rank	Num	Name	Gym					AA
1	1735	Natalia Hardin	Nick'sFlippinKidsNC	9.450 1T	9.850 1	9.675 2	9.550 3	38.525 1
2	1286	Jessica Eng	Harris Chalkettes NC	9.425 3	9.700 2	9.575 4	9.650 2	38.350 2
3	1519	Irene Basulto	J Cruz Gymn SP	9.150 8	9.650 3	9.700 1	9.375 8	37.875 3
4	1803	Savannah Moreland	OlympiaGymnastics SC	9.450 1T	9.275 5	9.275 7	9.275 10	37.275 4
5	2421	Olivia Fischlein	Tri-County Gymn NC	9.325 5	8.350 11	9.600 3	9.475 5	36.750 5
6T	2590	Lucy Rett	J Cruz Gymn SP	9.250 6*	9.000 9	8.900 8	9.500 4	36.650 6T
6T	1291	Emily Lloyd	Harris Chalkettes NC	9.250 6*	9.175 7	8.775 9	9.450 6T	36.650 6T
8	1520	Kailey Rios	J Cruz Gymn SP	9.350 4	9.550 4	8.050 11	9.675 1	36.625 8
9	253	Grace Vaccaro	Ancient City FL	9.000 10	9.225 6	9.350 6	9.000 11	36.575 9
10	539	Hunter Runne	Carolina Elite NC	8.900 11	8.400 10	9.475 5	9.450 6T	36.225 10
11	1517	Kaitlyn Griffin	J Cruz Gymn SP	9.125 9	9.100 8	8.350 10	9.325 9	35.900 11

# 2019 AAU Nationals Gym A And B

## Meet Results

Jun 13-16, 2019

Page: 1  
 Printed: 6/15/2019 5:03:52 PM  
 Women / XP / XP b10 g1  
 Session: B10  
 Judge's Signatures





Rank	Num	Name	Gym					AA
1	2391	Avonlea Jefferson	Top Floor Gymn LE	9.325 4T	9.550 1	9.600 2	9.400 6	37.875 1
2	953	Mattie Garber	FlipStarGymCenterMI	9.425 2	9.100 5	9.475 3	9.525 4	37.525 2
3	2435	Shelby Fowler	Tumble Stars Gymn OK	9.325 4T	8.650 8	9.725 1	9.650 1	37.350 3
4	1507	Olivia Giello	Iron Rail Gymn NE	9.450 1	9.050 6	9.225 6	9.550 3	37.275 4
5	1810	Angelina Bopp	OlympiaGymnastics SC	9.375 3	9.200 3T	8.475 9	9.625 2	36.675 5
6	1346	Courtney Baylerian	High Flyers Gym MI	9.125 6	9.350 2	8.900 7	9.100 8	36.475 6
7	2087	Brennan Armstrong	Signal SE	8.850 8	9.200 3T	8.875 8	9.175 7	36.100 7
8	177	Miranda Eaton	Adonai of Ashland LE	8.675 10	8.300 10	9.400 4	9.500 5	35.875 8
9	1289	Allison Prier	Harris Chalkettes NC	8.800 9	8.775 7	9.250 5	8.725 10	35.550 9
10	165	Nicole Herzog	Action Gymnastics OK	9.100 7	8.400 9	7.700 10	8.825 9	34.025 10

# 2019 AAU Nationals Gym A And B

## Meet Results

Jun 13-16, 2019

Page: 1  
 Printed: 6/15/2019 5:03:54 PM  
 Women / XP / XP b10 g2  
 Session: B10  
 Judge's Signatures





Rank	Num	Name	Gym					AA
1	332	Brandi Oliver	Bard Gymnastics FL	9.575 1	9.950 1	9.325 4T	9.625 3	38.475 1
2	1418	Lizzie Stotts	Hugo Gymnastics OK	9.150 7	9.825 3	9.625 1	9.700 2	38.300 2
3	787	Cadence Wood	East Pasco Gymn FL	9.175 6	9.750 4	9.375 3	8.900 9T	37.200 3
4	175	Malia Etzwiler	Adonai of Ashland LE	9.000 9	9.075 9	9.400 2	9.600 4	37.075 4
5T	1419	Emory House	Hugo Gymnastics OK	8.250 10	9.900 2	9.150 6	9.725 1	37.025 5T
5T	848	Joshwelle Dela Rama	Elite Gym USA GA	9.200 5	9.150 7T	9.100 7	9.575 5	37.025 5T
7	587	Maeson Todd	Cayce Gymnastics SC	9.450 2T	8.700 10	9.325 4T	9.525 6	37.000 7
8	967	Lindie Matthee	Florence Gymn SC	9.250 4	9.700 5	8.100 9	9.350 7	36.400 8
9	1288	Carson Ford	Harris Chalkettes NC	9.450 2T	9.150 7T	8.000 10	9.325 8	35.925 9
10	331	Hailey Busch	Bard Gymnastics FL	9.100 8	9.625 6	8.200 8	8.900 9T	35.825 10

# 2019 AAU Nationals Gym A And B

## Meet Results

Jun 13-16, 2019

Page: 1  
 Printed: 6/15/2019 5:03:56 PM  
 Women / XP / XP b10 g3  
 Session: B10  
 Judge's Signatures





Rank	Num	Name	Gym					AA
1	698	Allison McCord	Daves Gymnastics MV	9.550 1	9.825 2	9.775 1	9.825 1	38.975 1
2	728	Timara Berry	Diva Gymnastics LE	9.325 3	9.350 6	9.400 2	9.800 2	37.875 2
3	1681	Sarah Baldwin	Metrolina Gymn NC	9.350 2	9.725 3	8.750 7	9.625 4	37.450 3
4	333	Lauren Tylutki	Bard Gymnastics FL	9.300 4	9.925 1	8.525 8	9.550 5	37.300 4
5	1617	Attie Wright	Lake Norman Stars NC	8.900 9	9.500 4T	9.250 3	9.450 7	37.100 5
6	790	Gracie Vanburen	East Pasco Gymn FL	9.150 5	9.500 4T	8.900 4	9.250 8	36.800 6
7	176	Grace Crall	Adonai of Ashland LE	9.125 6	8.775 7	8.875 5	9.650 3	36.425 7
8	1652	McKenzie Hammers	McAlester Elite OK	9.000 7	8.675 8	8.800 6	9.500 6	35.975 8
9T	1500	Avari Litka	Iron Rail Gymn NE	8.925 8	8.100 10	8.400 10	9.000 9	34.425 9T
9T	1655	Maegan Weiher	McAlester Elite OK	8.700 10	8.450 9	8.450 9	8.825 10	34.425 9T

# 2019 AAU Nationals Gym A And B

## Meet Results

Jun 13-16, 2019

Page: 1  
 Printed: 6/15/2019 5:03:58 PM  
 Women / XP / XP b10 g4  
 Session: B10  
 Judge's Signatures





Rank	Num	Name	Gym					AA
1	794	Reilly Whritenour	East Pasco Gymn FL	9.650 1	9.900 1	9.525 1	9.700 1T	38.775 1
2	2635	Chesny Farber	GymMasters GymAc SC	9.525 3	9.600 4	9.150 4	9.625 3	37.900 2
3	2146	Rachael Tomasso	South Florida GymnFL	9.625 2	9.700 2	8.650 6	9.700 1T	37.675 3
4	2011	Tori Schulman	Rising Stars Gymn FG	9.350 5	9.575 5	9.000 5	9.500 5	37.425 4
5	2420	Rose O'Malley	Tri-County Gymn NC	9.375 4	8.850 8	9.425 3	9.575 4	37.225 5
6	795	Alyson Partain	East Pasco Gymn FL	8.150 10	9.025 6	9.450 2	9.150 6	35.775 6
7	968	Emery McCutcheon	Florence Gymn SC	9.050 7	9.625 3	7.650 9	9.100 7	35.425 7
8	1287	Claire Porier	Harris Chalkettes NC	9.150 6	8.750 9	8.300 7	9.000 8	35.200 8
9	448	Carissa Slater	Bee's Gymnastics LE	8.775 9	9.000 7	8.200 8	8.850 9	34.825 9
10	1874	Hayley Hall	Parkland OZ	8.875 8	8.350 10	7.500 10	8.650 10	33.375 10

# 2019 AAU Nationals Gym A And B

## Meet Results

Jun 13-16, 2019

Page: 1  
 Printed: 6/15/2019 5:04:00 PM  
 Women / XP / XP b10 g5  
 Session: B10  
 Judge's Signatures

Rank	Num	Name	Gym					AA
1	786	Holly Phelps	East Pasco Gymn FL	9.575 1	10.000 1	9.700 1	9.650 2T	38.925 1
2	792	Kaytie Odom	East Pasco Gymn FL	9.550 2	9.875 2	9.550 2	9.800 1	38.775 2
3	1241	Guenevere Rees	Gymnastics Zone CE	9.400 4	9.500 5	9.400 3	9.550 4	37.850 3
4	788	Megan Partain	East Pasco Gymn FL	9.525 3	9.650 4	8.950 4	9.475 5	37.600 4
5	847	Julia Grace Randolph	Elite Gym USA GA	9.150 6	9.350 6	8.800 6	9.650 2T	36.950 5
6	1891	Molly Begin	Pioneer Gymn NE	9.050 7T	9.800 3	8.550 7	9.350 6	36.750 6
7	1584	Caroline Clifford	Knightdale Gymn NC	9.275 5	9.000 8	8.400 9	9.300 8T	35.975 7
8	613	Maddy Litwiler	Chalk Box LE	8.800 9	9.150 7	8.250 10	9.325 7	35.525 8
9	2131	Alexandra Delesio	SOMERSault Jungle CT	9.050 7T	8.300 9	8.850 5	9.300 8T	35.500 9
10	1239	Meredith Howard	Gymnastics Zone CE	8.725 10	7.750 10	8.500 8	8.825 10	33.800 10