



2016 AAU GIRLS' JUNIOR NATIONAL VOLLEYBALL CHAMPIONSHIPS



**GENERAL INFORMATION
& EVENT RULES**



We've got the ball. You bring the game!



Proud to be the Official Volleyball of the AAU





All schedules and results are online at
www.advancedeventsystems.com and
www.aauvolleyball.org.

Check the website for updates.

Teams are responsible for knowing their playing and officiating assignments. Please check your schedule online frequently. All schedules are subject to change.

Play schedules for the next day may not be determined until all pools in the division are completed. It is highly recommended that you do not leave your playing site until your pool is completed and the final pool standings are determined. IT IS THE COACH'S RESPONSIBILITY TO KNOW IF THERE WILL BE A PLAYOFF MATCH FOR THEIR POOL.

The complete Championships Program is available online at
www.aauvolleyball.org.



PREPARE FOR GREATNESS

Eastbay



WITH MORE STYLES, SIZES, COLORS, BRANDS, AND SPORTS, EASTBAY.COM
HELPS YOU GET THE BEST TO BE YOUR BEST ON GAME DAY AND BEYOND.

A PROUD
PARTNER OF



CHAMPIONSHIPS FORMAT

All matches will use rally scoring best 2 out of 3 sets (no cap), unless otherwise noted. Sets 1 and 2 will play to 25 points, set 3 will play to 15 points with a court change at 8 points.

- In the 5-team pools, there will be a scheduled break between matches 3 and 4.
- In the 6 and 7 team pools, pool play matches will be played in two days.
- In 3 team pools with cross-over this match will count towards your tournament record and placement in the final standings.
- In 3 team pools without a cross-over, teams will play 3 sets to 25 points with no court change. All sets will count towards your finish.

The schedule and results will be available online through Advanced Event System (AES) www.advancedeventsystems.com and AAU Volleyball www.aauvolleyball.org. Check either website for any updates. Designated computers will be available at ESPN Wide World of Sports in the HP Field House and Jostens Center, as well as at the Orange County Convention Center. In the event that you are in question of your finish after pool play, or if there is a discrepancy in your standings, report to the Championship Desk at your playing facility immediately.

Teams are responsible for knowing their playing and officiating assignments. Please check your schedule online frequently. All schedules are subject to change. Play schedules for the next day may not be determined until all pools in the division are completed. It is highly recommended that you do not leave your playing site until all matches in your pool are completed and the pool standings are finalized and displayed on the AES Tournament Reporting System.

PLAYING SITES

ESPN Wide World of Sports (700 S Victory Way, Kissimmee, FL 34747)

- Courts 1 through 9 are located at the HP Field House
- Courts 10 through 18 are located at the Jostens Center

General parking at ESPN Wide World of Sports is free and valet parking is available on select event dates for a fee. Visit www.espnwwos.disney.go.com for more information.

Orange County Convention Center -North/South Concourse (9400 Universal Boulevard, Orlando, FL 32819)

- Courts 19 through 93 are located in the North Hall (NA and NB)
- Courts 94 through 177 are located in the South Hall (SA and SB)

Entrances and ticket sales will be on both the North and South Concourses.

At the Convention Center, a special daily parking rate of \$10.00 per day is available during the event. This does include re-entry on the same day. You must save your receipt for re-entry. Parking is available in the North Lot, South Lot, Destination Parkway Garage and the Watson Lot (behind Hyatt Regency). Take advance of the Shuttle Service from the Destination Parkway Garage. Shuttles will run all day beginning at 7:00 am and will drop off at the North and South Entrances.

Large crowds are expected at the Convention Center. Event traffic should use Beachline Expressway Exit #2. If traveling on Sand Lake Blvd, use Universal Blvd to the Convention Center. For detailed parking maps and directions, visit www.aauvolleyball.org.

TEAM ROSTERS AND CHECK-IN

- a. A Coach or Team Representative must verify at Team Check-In that all information is correct including:
- Players are all listed and with their correct uniform number (a player may only have one number). Players, including Liberos, must wear the same uniform number throughout the competition. Players may only be on one team roster in the event, regardless of competition division.
 - Coaches/Bench Personnel (max 4) are all listed correctly.
 - Chaperones (max 2) are all listed correctly.
 - Only Coaches/Bench Personnel (4) may be listed and sit on the team bench during play. Coaches/Bench Personnel must have the appropriate wristband in order to be on the team bench. Chaperones are not permitted on the bench or competition floor.
 - After the coach/team representative verifies and signs the team roster, the roster becomes final and will be in effect throughout the event. Any adjustments to the roster after it has been signed off on must be made at the Championship Desk and will include a \$25 fee per change. **No players may be added to the team roster after the team's first match begins.**
- b. Athlete, coach/bench personnel and chaperone credentials will be distributed to the team representative at Team Check-In. **All athletes, coaches/bench personnel and chaperones must have their credentials with them to enter BOTH the Orange County Convention Center and ESPN Wide World of Sports. Coaches/bench personnel will also receive a wristband and MUST wear the wristband on their wrist at all times. Only those coaches that have the appropriate wristband and are listed on the roster will be permitted on the team bench. Wristbands do not allow admittance in the facilities. All coaches must still have their ticket credential with them at all times to enter BOTH facilities.** Athletes, coaches and chaperones without the proper credentials will be required to purchase an admission ticket.

WARM-UP & BALL HANDLING

There will be no ball handling allowed anywhere in any venue except on your assigned court.

- a. There will be no shared hitting during any warm-up.
- b. **For each team's first match of the day (5-4-4),** they will have warm-up time of 5 minutes of shared ball handling, 4 minutes of solo court time for the serving team and 4 minutes of solo court time for the receiving team.
- c. **After all teams playing in a match have played a match (2-4-4),** the remaining match warm-up will be: 2 minutes shared ball handling, 4 minutes of solo court time for the serving team and 4 minutes of solo court time for the receiving team.
- d. **All serving must be done during a team's solo court time.**
- e. **When one team has exclusive use of the court, the other team must be either at its team bench or out of the playing area. Warming up with balls at the team bench or in the spectator walkways is not permitted.**
- f. **A team may elect to rest during their warm-up period and the full time will be allowed with the court remaining empty during this time.**

OFFICIATING RESPONSIBILITIES

- a. Certified 1st and 2nd referees will be provided for each match.
- b. Each team **MUST** provide qualified persons for any work team assignments:
 - one (1) scorekeeper,
 - one (1) scoreboard operator,
 - two (2) line judges,
 - one (1) Libero tracker, and
 - **One of the team's rostered coaches with the appropriate wristband must be present at the scorers table for the entire match when your team is scheduled to work.**
- c. **Scorekeepers must be competent or the team will be required to hire an official scorekeeper at \$25 per match through the event staff. Competency will be determined by the Championship Committee.**
- d. Officiating teams must report to the referees at the **beginning of the warm-up time**. Teams are considered late for their officiating assignment if **all** members of the officiating crew are not in attendance at the end of the warm-up period.
- e. For each minute the work team is not complete (including a rostered coach), the team will be assessed a 1 penalty point, up to a maximum of 25 points in their next set.
- f. Failure to provide the complete officiating crew for a **second assigned match** could result in a forfeit of your next match. If you leave your court or the facility, allow enough time to return for your next assignment (play or work team).

RULES OF PLAY

The AAU Junior National Volleyball Championships will be conducted under the AAU Code, AAU Volleyball Handbook and the current Domestic Competition Regulations as presented by USA Volleyball, with modifications by the AAU National Volleyball Committee. These rules may also be modified by Championship Rules and information included in this guide.

Some of the key or tournament specific rules are listed below.

- a. Each team will be allowed a maximum of 12 substitutions.
 - Substitutions are only recognized when the sub(s) enters the sub/attack zone.
 - Only one sub may enter the zone at a time.
 - There is no longer a request from the coach or captain.
- b. Teams in all divisions may use Libero Players.
 - Each team may designate up to two Liberos.
 - Libero(s) must be identified prior to each set.
 - Only one Libero may be on the court at a time.
 - The Libero(s) may **serve in only one rotation** in a set.
 - The Libero(s) uniform jersey must be immediately recognized from all angles as being in clear contrast to and distinct from the other members of the team. It **must contrast** in color to the predominant color of the jerseys of the other members of the team.

c. Uniform Requirements:

- **Each player is required to wear the same jersey number throughout the event** with limited exceptions as required by emergency or blood rule applications. This applies to all players including the Libero position. If players share the Libero position from match to match, a player shall wear the same jersey number whenever they play, whether they are or they are not, assigned to the Libero position.
- **Identical uniforms are required, with the following exceptions:**
 - The Libero must wear a uniform jersey that is immediately recognized from all angles as being in clear contrast to and distinct from the other members of the team. The Libero jersey must contrast in color from the predominant color(s) of the other members of the team. Predominant color(s) is the color(s) appearing on approximately half of the uniform. Color combinations including but not limited to purple/black, dark green/black, navy/black, navy/maroon, white/light yellow are not distinctive enough to comply with the rules.
 - Different sleeve lengths are permitted.
 - If undergarments are worn in such a manner that they are exposed, they will be considered a part of the uniform, in which they must be similar and the same color for any team member (except Libero) who wears the undergarment. Socks and shoes are not considered part of the uniform.
 - Manufacturer's logo or trademark can vary if it does not exceeding 2 ¼ inches.
- **Uniform Numbers:**
 - i. Jerseys must be numbered in a permanent manner from 1 and 99 and duplicate numbers are not allowed.
 - ii. Uniform numbers must be clearly visible and centered on the chest and back.
 - iii. The numbers must be minimum height of 4" on the chest and 6" on the back (recommended to be 6" on chest and 8" on the back). The stripe forming the numbers shall have a minimum width of ¾".
 - iv. Each jersey must use the same color and number height for all players except the Libero. The color and brightness of the numbers must contrast with the color and brightness of the jerseys. Color combinations such as purple/black, dark green/black, navy/black or navy/maroon are not distinctive enough to comply with the rules.

d. Only the 10 & Under Division will use the step-in modification when serving. A step-in line will be marked 6'6" in front of the endline.

e. Centerline and Net Touch Rules:

- Encroachment into the opponent's court with any part(s) of the body is permitted, provided some part of the body remains either in contact with or directly above the centerline, and there is no interference with opponents. Completely crossing the centerline with the foot, feet, or hands, or encroachment with other body parts must not present a safety hazard to opponents.
- Contact with the net by a player between the antennae, during the action of playing the ball, is a fault. The action of playing the ball includes (among others) take-off, hit (or attempt) and landing.
- Players may touch the post, ropes or any other object outside the antenna, including the net itself, provided that it does not interfere with play.
- A player interferes with play by (amongst others) touching the net between the antennae or the antenna itself during action of playing the ball, using the net between the antennae as a support or stabilizing aid, creating an unfair advantage over the opponent by touching the net, making actions which hinder an opponent's legitimate attempt to play the ball, or catching/holding onto the net. Players close to the ball as it is played, or who are trying to play it, are considered in the action of playing the ball, even if no contact is made with the ball. However, touching the net outside the antenna is not to be considered a fault.
- For complete rules, please refer to the 2015-2017 USA Volleyball Domestic Competition Regulations available at www.usavolleyball.org.

f. Players and Spectators may not at any time have or use any form of artificial noisemaker in any of the competition facilities.

- g. If a match is moved to another court for any reason, the match will resume at the same score as it was left off. The match will not be restarted.

MATCH START TIMES

- a. The FIRST MATCH of any round or wave will not begin before its scheduled time.
- b. Within a wave, a match may be advanced no more than ten (10) minutes from the scheduled starting time provided the 2 competing teams, the assigned work team, the officiating team, officials and tournament staff all agree.
- c. The last round of the wave may be advanced more than 10 minutes provided the 2 competing teams, the assigned work team, the officiating team, officials and tournament staff all agree.

FORFEITURES

- a. In the event that a complete playing team (6 legal players and a roster coach) is not present and ready to play at the scheduled match time, the missing/incomplete team will forfeit the first set of the match. The team forfeits the second set of the match 10 minutes after the forfeiture of the first set. If the team arrives or becomes complete during the 10 minutes between sets, the second set will begin immediately upon completion of line-ups and there will be no warm-up time.
- b. If there is potential for a playoff, all teams must remain in the court area. When Championship Staff completes the playoff determination and seeding, they will notify the officials and if necessary send a playoff score sheet to the court. Any team not present or incomplete will forfeit the playoff whether they are playing or assigned as the work team.

PROTESTS

- a. Any protest must be lodged with the first referee prior to the next serve.
- b. Only the floor captain may lodge a protest. (Exception: for 14, 13, 12, 11 and 10 Divisions where the coach may act as captain.)
- c. The first referee is obligated to acknowledge all protests.
- d. The Protest Committee will consist of: (1) a Tournament Director or Event Staff, (2) a Head Official and (3) another tournament official not involved in the match.

MISCONDUCT

Any player, coach or team representative that is disqualified, expelled, or displays excessive unsportsmanlike or unethical behavior, or inappropriate conduct will be reviewed by the Championships Committee for possible further action. This could include total disqualification for the remainder of the tournament.

AWARDS

a. Championship Division Awards

- AAU National Championship trophies and medals will be awarded to the top 4 teams in each age group (1st, 2nd, and two 3rds). Teams will receive their awards during the ceremony after the Championship match of their age group.

b. Other Division Awards

- Teams winning Divisions other than the Championship Division (Consolation, Red, White, Blue, etc.) will proceed to the designated awards area to receive team and individual awards immediately following the final match of that bracket.

c. **All American Awards and the Most Valuable Players**

- The All American Committee was established to recognize outstanding athletes during their participation at the AAU National Championships. Individuals will be honored for:
 - Demonstration of good sportsmanship, leadership, general attitude and conduct both on and off the court.
 - Playing effectiveness and court leadership during the event.
 - Individual players demonstrating the highest levels of basic skills and all-around play.
 - Selections shall come primarily from “Championship Division” teams; however, the committee reserves the right for possible exceptions.
 - The MVP may or may not be selected from the first place team.
 - Players who receive a behavioral sanction from a referee or other AAU Volleyball Official **during** this event **WILL NOT** be considered for All American selection.
 - A player selected as an All American or a Most Valuable Player who receives a disciplinary action by any AAU event authority **prior to leaving** the host city, shall be subject to a forfeit of these Championship Recognition Honors.
- Each team reaching the quarterfinal round (semi-final for 12s & 13s) will self-select their team’s All American winner(s). Nomination forms will be distributed to teams reaching the quarterfinals (semi-final for 12s & 13s) and must be turned in per the instructions on the form.
 - No individual awards will be given in the 10 & 11 Under Divisions.
 - For 12 & 13 and Under Divisions, eight All Americans and one MVP will be selected.
 - For 14 to 18 and Under Divisions, thirteen All Americans and one MVP will be selected.

d. **Academic All American Awards**

- Nomination forms are available online at www.aauvolleyball.org. Completed forms must be submitted online. The AAU Volleyball National Executive Committee will announce the selections after the Championship. Award certificates will be mailed to the recipients.

TIE BREAKING PROCEDURE

TIE BREAK FORMAT FOR COMPETITION ADVANCING TO THE CHAMPIONSHIP DIVISION

General Guidelines for all ties

- **IT IS THE COACH’S RESPONSIBILITY TO KNOW IF A PLAYOFF WILL BE HELD FOR THEIR POOL. DO NOT LEAVE THE FACILITY UNTIL YOUR POOL IS COMPLETED.**
- All tiebreaker sets will be one 25-point set with teams switching sides at 13 points. Before the tiebreaker, there will be a 6-minute (3-minutes per team) warm up period.
- In any tie, if one of the teams in the pool leaves the site or cannot be immediately found before the determination that a tiebreaker match is necessary, the missing team will be eliminated from the tiebreaker and assigned the lowest position available within the tie.

ALL TWO WAY TIES (two teams tied in match record)

- The team that won the pool play match between the two tied teams (head to head) will be the higher seed – there will be **NO PLAYOFF MATCH**. This procedure applies to **all** two-way ties, including those leading to the Championship Division. (The rationale is that the tied teams have already determined the better team through direct play.)

THREE WAY TIES (three teams tied in match record)

- Once a three-way tie exists, the Championship Staff no longer uses the two-way tie rule in any fashion to resolve the tie, (e.g. head-to-head results are not used as a method of determining seeding).

1. In a pool with one team advancing and a three way tie in match record for 1st

- a) All three tied teams will participate in the tie breaking process.
- b) The teams will first be seeded by:
 1. Win-Loss ratio for the total number of sets played in the pool (set wins/total sets).
 2. Point Percentage (a team's total points scored divided by the total points scored against them in that pool).
 3. Coin Toss.
- c) **Set One** - the #2 seed plays the #3 seed and the #1 seed is the work team. The loser of Set One is 3rd in the pool and is the work team for Set Two.
- d) **Set Two** - the winner of Set One then plays the #1 seed. The winner of Set Two is 1st in the pool and the loser is 2nd.

2. In a pool with two teams advancing and a three way tie in match record for 1st

- a) All three tied teams will participate in the tie breaking process.
- b) The teams will first be seeded by:
 1. Win-Loss ratio for the total number of sets played in the pool (set wins/total sets).
 2. Point Percentage (a team's total points scored divided by the total points scored against them in that pool).
 3. Coin Toss.
- c) The #1 seed will take 1st in the pool.
The #2 seed plays the #3 seed and the #1 seed is the work team. The winner is 2nd in the pool and the loser 3rd.

3. In a pool with three teams advancing and a three way tie in match record for 1st

- a) **NO PLAYOFF MATCHES.**
- b) With all three teams advancing, the seed will be determined by:
 1. Win-Loss ratio for the total number of sets played in the pool (set wins/total sets).
 2. Point Percentage (a team's total points scored divided by the total points scored against them in that pool).
 3. Coin Toss.

4. In a pool with two teams advancing and a three way tie in match record for 2nd

- a) All three tied teams will participate in the tie breaking process.
- b) The teams will first be seeded by:
 1. Win-Loss ratio for the total number of sets played in the pool (set wins/total sets).
 2. Point Percentage (a team's total points scored divided by the total points scored against them in that pool).
 3. Coin Toss.
- c) **Set One** - the #2 seed plays the #3 seed and the #1 seed is the work team. The loser of Set One is 4th in the pool and is the work team for Set Two.

- d) **Set Two** - the winner of the Set One then plays the #1 seed. The winner of Set Two is 2nd in the pool and the loser is 3rd.

5. In a pool with three teams advancing and a three way tie in match record for 2nd

- a) All three tied teams will participate in the tie breaking process.
b) The teams will first be seeded by:
1. Win-Loss ratio for the total number of sets played in the pool (set wins/total sets).
2. Point Percentage (a team's total points scored divided by the total points scored against them in that pool).
3. Coin Toss.
c) The #1 seed is 2nd in the pool.
d) The #2 seed plays the #3 seed and the #1 seed is the work team. The winner is 3rd in the pool and the loser 4th.

FOUR WAY TIES (four teams tied in match record)

1. In a 7-team pool with 4 teams tied for 1st and four teams advancing.

- a) **NO PLAYOFF MATCHES.**
b) With all four teams advancing, the seed will be determined by:
1. Win-Loss ratio for the total number of sets played in the pool (set wins/total sets).
2. Point Percentage (a team's total points scored divided by the total points scored against them in that pool).
3. Coin Toss.

2. In a pool with four teams advancing and a four way tie in match record for 4th

- a) **All four tied teams** will participate in the tie breaking process.
b) The teams will first be seeded by:
1. Win-Loss ratio for the total number of sets played in the pool (set wins/total sets).
2. Point Percentage (a team's total points scored divided by the total points scored against them in that pool).
3. Coin Toss.
a) **Set One** - the #1 seed plays the #4 seed and the #3 seed is the work team. The loser of this match is 7th place in pool and will work Set Two.
c) **Set Two** - the #2 seed plays the #3 seed, loser is 6th in pool and will work Set Three.
d) **Set Three** - the winner from Set One plays the winner from Set Two. The winner is the 4th in pool and the loser is the 5th.

3. In a pool with four teams advancing and a four way tie in match record for 3rd

- a) All four tied teams will participate in the tie breaking process.
b) The teams will first be seeded by:
1. Win-Loss ratio for the total number of sets played in the pool (set wins/total sets).
2. Point Percentage (a team's total points scored divided by the total points scored against them in that pool).
3. Coin Toss.
c) The #1 seed will be 3rd in the pool.
d) **Set One** - the #3 seed plays the #4 seed and the #2 seed is the work team. The loser of Set One is 6th in the pool and is the work team for Set Two.
e) **Set Two** - the winner of the Set One plays the #2 seed. The winner is 4th in pool and the loser is 5th.

4. In a pool with four teams advancing and a four way tie in match record for 2nd

- a) All four tied teams will participate in the tie breaking process.
b) The teams will first be seeded by:

1. Win-Loss ratio for the total number of sets played in the pool (set wins/total sets).
2. Point Percentage (a team's total points scored divided by the total points scored against them in that pool).
3. Coin Toss.
- c) The #1 seed is 2nd in the pool and the #2 seed is 3rd in the pool.
- d) The #3 seed plays the #4 seed and the #2 seed is the work team. The winner is 4th in the pool and the loser is 5th.

In a 6 team pool with more teams tied than can advance, a playoff will be played.

1. In a pool with four teams advancing and a four way tie in match record for 3rd

- a) All four tied teams will participate in the tie breaking process.
- b) The teams will first be seeded by:
 1. Win-Loss ratio for the total number of sets played in the pool (set wins/total sets).
 2. Point Percentage (a team's total points scored divided by the total points scored against them in that pool).
 3. Coin Toss.
- c. The #1 seed is 3rd in the pool.
- d. **Set One** - the #3 seed plays the #4 seed and the #2 seed is the work team. The loser of Set One is 6th in the pool and will be the work team for Set Two.
- e. **Set Two** - the winner of Set One plays the #2 seed. The winner is 4th in the pool and the loser is 5th.

2. In a pool with four teams advancing and a four way tie in match record for 2nd

- a) All four tied teams will participate in the tie breaking process.
- b) The teams will first be seeded by:
 1. Win-Loss ratio for the total number of sets played in the pool (set wins/total sets).
 2. Point Percentage (a team's total points scored divided by the total points scored against them in that pool).
 3. Coin Toss.
- d) The #1 seed is 2nd in the pool and the #2 seed is 3rd in the pool.
- e) The #3 seed plays the #4 seed and the #2 seed is the work team. The winner is 4th in the pool and the loser is 5th.

6. In a 6 or 7 team pool with a total of four teams advancing and a three way tie in match record for 2nd, 3rd or 4th follow the above playoff procedures 1 – 5 with a *three way tie*.

FOR COMPETITION NOT LEADING TO THE CHAMPIONSHIP DIVISION:

There are NO PLAYOFF SETS.

In three-way ties: ties will be broken by the successive application, without repetition, of:

- Pool Match Record
- Head to Head Results
- Set Percentage (Sets won/total games played)
- Point Percentage (points scored/points opponents scored)
- Coin Toss

NEW TO THE AAU GIRLS' JUNIOR NATIONAL VOLLEYBALL CHAMPIONSHIPS

JUNE 18-26 | ORLANDO, FLORIDA



AAU PROUD

FREE ACTIVITIES AVAILABLE FOR **KIDS AGES 4-7** THROUGHOUT
THE EVENT AT THE ORANGE COUNTY CONVENTION CENTER

#AAUVBNATLS

BE SURE TO STOP BY OUR VENDOR AREA!

1ST PLACE

5 SENSES BEYOND

AAU BEACH VOLLEYBALL

ABSOLUTE MARKETING

ALL ABOUT ME

BODYHELIX

D1BOUND APPAREL

DR. COOL

GIRL GOT GAME

GYMRATS, INC.

HAPPY FEET

HEADBAND HUT

JEN'S HOT & COLD PADS

JVA

KROSSOVER

LOVELY HEADBANDS

MAYTE

NCSA

NVL

ORIGAMI OWL LLC

POWER LEAGUE

ROCK 'EM APPAREL

SAVANT EMBROIDERY

SPALDING

SPEEDSTACKS

SPIKEBALL

STRIDELINE TOWN SOCKS

TEAMZILA

TERAFLEX

THE STICK

ULTRA ANKLE

VIOLET VICTORIA JEWELRY



2016 AAU Girls Junior Volleyball National Championships

Check-In Agreement



I, as the coach or club representative, have read and understand the following information. I will share this information with all other coaches, team representatives and chaperones for my team and within my club.

Coaches Meeting

- ☐ Viewed the online coaches meeting video and understand the rules.

Tournament Rules

- ☐ Reviewed and understand the AAU Nationals Pre-Event Manual and Info Packet available online at www.aauvolleyball.org.
- ☐ Received the tournament rules at Team Check-In and will review this information prior to play.

Team Rosters

- ☐ The team rosters have been carefully verified at team check. I understand that once the roster is signed off on, any adjustments to the roster (including uniform number changes) must include a \$25 fee per change. No athletes may be added to the team roster after the team's first match begins.
- ☐ I understand that the team roster will be printed on the scoresheets and it is the coach's responsibility to check prior to the first match to be sure all information for the team is listed correctly.
- ☐ Athletes, including Liberos, must wear the same jersey number throughout the entire event. Athletes may only be on one team roster during the event, regardless of competition dates.

Tie Breakers

- ☐ In the event that there is a possible tie in my team's pool during tournament play, my team will **NOT LEAVE** until the pool play is complete and the tie breaker is confirmed with the appropriate action taken.
- ☐ I understand that if my team has left the court before pool play is complete and there is a tie, my team will **FORFEIT** in the tie breaker game.

Credentials and Wristbands

- ☐ I understand that all Athletes, Coaches/Bench Personnel and Chaperones must have their credential with them at all times to enter **BOTH** the Orange County Convention Center and ESPN Wide World of Sports.
- ☐ I understand that all Coaches/Bench Personnel will also receive a wristband and **MUST** wear the wristband at all times. Wristbands must be put on the wrist and worn for the duration of the tournament. Only those coaches that have the appropriate wristband and that are listed on the roster will be permitted on the team bench.
- ☐ The Coach/Bench Personnel wristbands do not allow admittance in the facilities. All coaches must still have their ticket credential with them at all times to enter **BOTH** facilities.
- ☐ If individuals are caught sharing credentials or wristbands, those items will be confiscated and the remaining individuals will need to purchase a ticket for entrance to the Orange County Convention Center and the ESPN Wide World of Sports.

This form must be signed at Team Check-In by the coach, team representative or designated contact checking in the team.

FREE

Recruiting Seminar

June 24, 2016



**Orange County Convention Center
North Concourse**

Open to All Coaches, Parents and Athletes

**Two Sessions:
N230B @ 10:00 AM & 2:00 PM**

Featuring the following coaches:



Shannon Wells
University of
Florida



Chris Catanach
University of
Tampa



Jenny Maurer
University of
Central Florida



Brian Goodhind
Webber
International
University



Flavia Siqueira
College of
Central Florida



Jenny McDowell
Emory University



Catch the Action Live



AAU Volleyball invites you to tune in to WatchESPN.com to watch Featured Championship Finals LIVE! You can catch all of the great volleyball action LIVE on the Championship hardwood. Don't miss out!

Schedule of Featured Championship Finals

| June 22, 2016 | | | |
|---------------|---------------|---------------|---------------------|
| 11:00 AM | 14 Open Final | | |
| 1:30 PM | 12 Open Final | | |
| 3:30 PM | 13 Open Final | | |
| 5:30 PM | 15 Open Final | | |
| June 25, 2016 | | June 26, 2016 | |
| 4:30 PM | 16 Open Final | 9:30 AM | International Final |
| 6:30 PM | 17 Open Final | 11:00 AM | 18 Open Final |
| | | 1:30 PM | 18 Premier |
| | | 3:30 PM | World Championship |

In addition, catch the live video streaming throughout the Championships.

www.aauvolleyball.org



When your family is protected, we all win.

At Nationwide®, our number one goal is being there for our members. That's why we have your back when it comes to protecting what's most important, like:



The car you drive your athletes in to every practice



The RV you use for that weekend tournament

Join us as we team up with Amateur Athletic Union to promote youth safety, especially the importance of concussion awareness and teen driving.

learn more about a special discount for Amateur Athletic Union members and to get information about youth safety, visit nationwide.com/AAU or call 1-888-231-3614.

Nationwide Insurance has made a financial contribution to this organization in return for the opportunity to market products and services to its members or customers.

Products underwritten by Nationwide Mutual Insurance Company and Affiliated Companies. Home Office: Columbus, OH 43215. Subject to underwriting guidelines, review, and approval. Products and discounts not available to all persons in all states. Nationwide and the Nationwide N and Eagle are service marks of Nationwide Mutual Insurance Company. © 2016 Nationwide AFR-0286AO (06/16)





GET SOCIAL WITH AAU VOLLEYBALL

Share your event photos and follow along for all the latest



@aauvolleyball
ON TWITTER



fb.com/realaaauvolleyball
ON FACEBOOK



@aauvolleyball
ON INSTAGRAM



aauvolleyball
ON SNAPCHAT

#aauvbnatls

SNAPCHAT LIVE STORY

Snapchat will be **HERE** on June 22nd to produce a **LIVE STORY** at AAU Girls' Junior National Volleyball Championships. Send your best **SNAPS** to the story for a chance to be featured!

STOP BY AND SEE US AT
THE ZONE
POWERED BY NATIONWIDE

#WeAreAAU

Speed Stacks partners with the AAU to achieve the dream of amateur athletes at the Girls' Junior National Volleyball Championships



Are you looking to optimize your athlete's success? Implement sport stacking with Speed Stacks into your program to gain the competitive edge!

"Studies prove that sport stacking not only improves hand-eye coordination but also reaction time by up to 30 percent."- Dr. Brian Udermann, Ph.D, from the University of Wisconsin-Lacrosse.

Incorporate sport stacking into your program to improve your athletes':

- Hand-eye coordination
- Quickness
- Ambidexterity
- Bilateral proficiency



Introduce sport stacking into your program today by contacting Matt Burk (Phone (303) 962-5653 or email mburk@speedstacks.com).



Visit our booth location at "The Zone" at the Orange County Convention Center during the AAU Girls' Junior National Volleyball Championships.



AAU JUNIOR NATIONAL VOLLEYBALL CHAMPIONSHIPS

DIRECTIONS

ESPN Wide World of Sports® Complex (Courts 1-18)
700 S. Victory Way, Kissimmee, FL 34747

Competition will take place in the HP Field House and the Jostens Center.



From Interstate 4 (I-4):

- Take I-4 to Osceola Parkway West (Exit 65)
- Take a left onto Victory Way
- Park in main lot and proceed to the main entrance
- Parking is free of charge

Orange County Convention Center (Courts 19-177)
9400 Universal Boulevard, Orlando, FL 32819

Competition will take place in the North and South Halls.



From ESPN Wide World of Sports Complex on Victory Way:

- Turn right onto Osceola Parkway and follow to I-4 East
- Take I-4 East to Exit 72 (528/Beachline)
- **Follow to Exit 2 (Universal Blvd/Convention Center Exit)**
- Make a left on Universal Blvd.
- Orange County Convention Center will be on the left.
- Parking is \$10.00 per day and includes same day re-entry with your receipt.
- Parking is available in the North Lot, South Lot, Destination Parkway Garage and the Watson Lot (behind Hyatt Regency). Take advantage of the Shuttle Service from Destination Parkway Garage. Shuttles run all day beginning at 6:00 am and will drop off at the North and South entrances.

If traveling on Sand Lake Blvd, use Universal Blvd to the Convention Center.

TRAFFIC ALERT:

Large crowds are expected during competition at the Convention Center.

PLEASE REFER TO THE DETAILED PARKING MAPS FOR ADDITIONAL INFORMATION ON PARKING AND ROUTES TO THE CONVENTION CENTER.

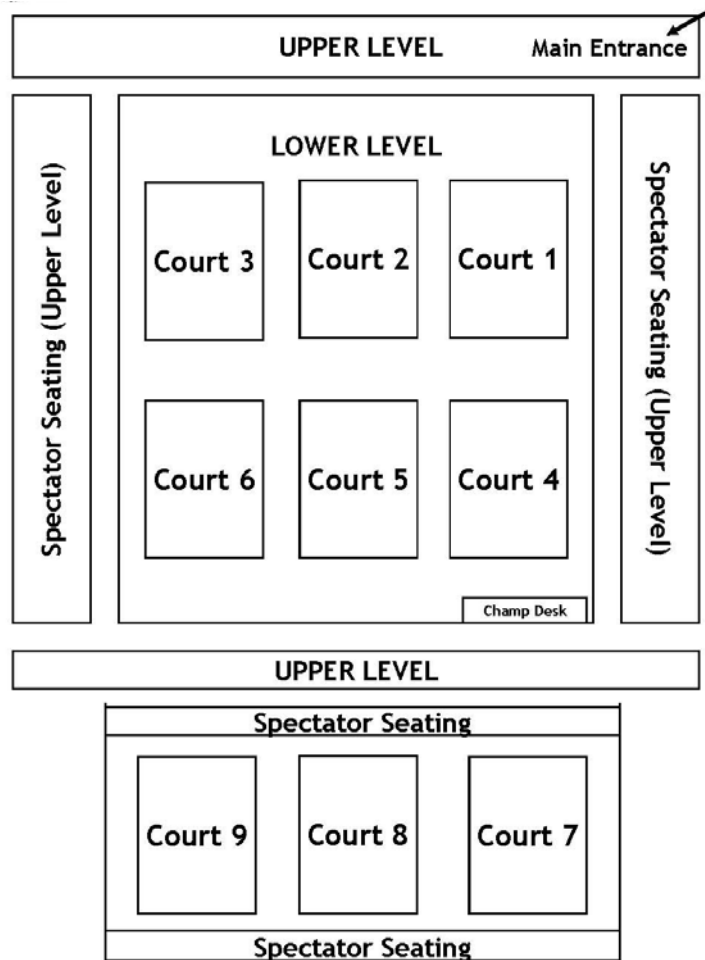


ESPN WIDE WORLD OF SPORTS

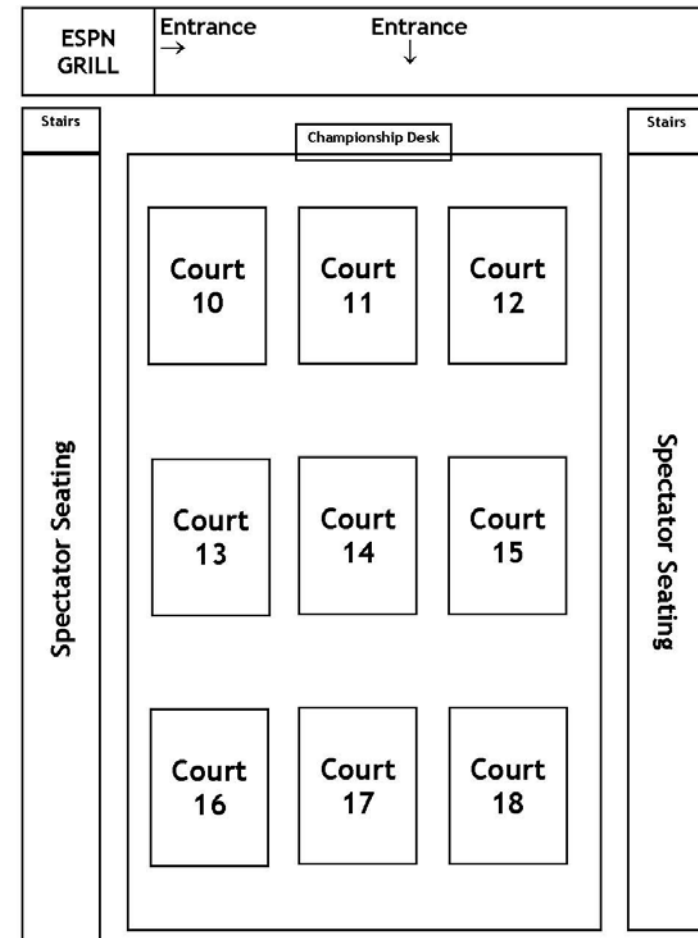
(Courts 1-18)



HP FIELD HOUSE



JOSTENS CENTER

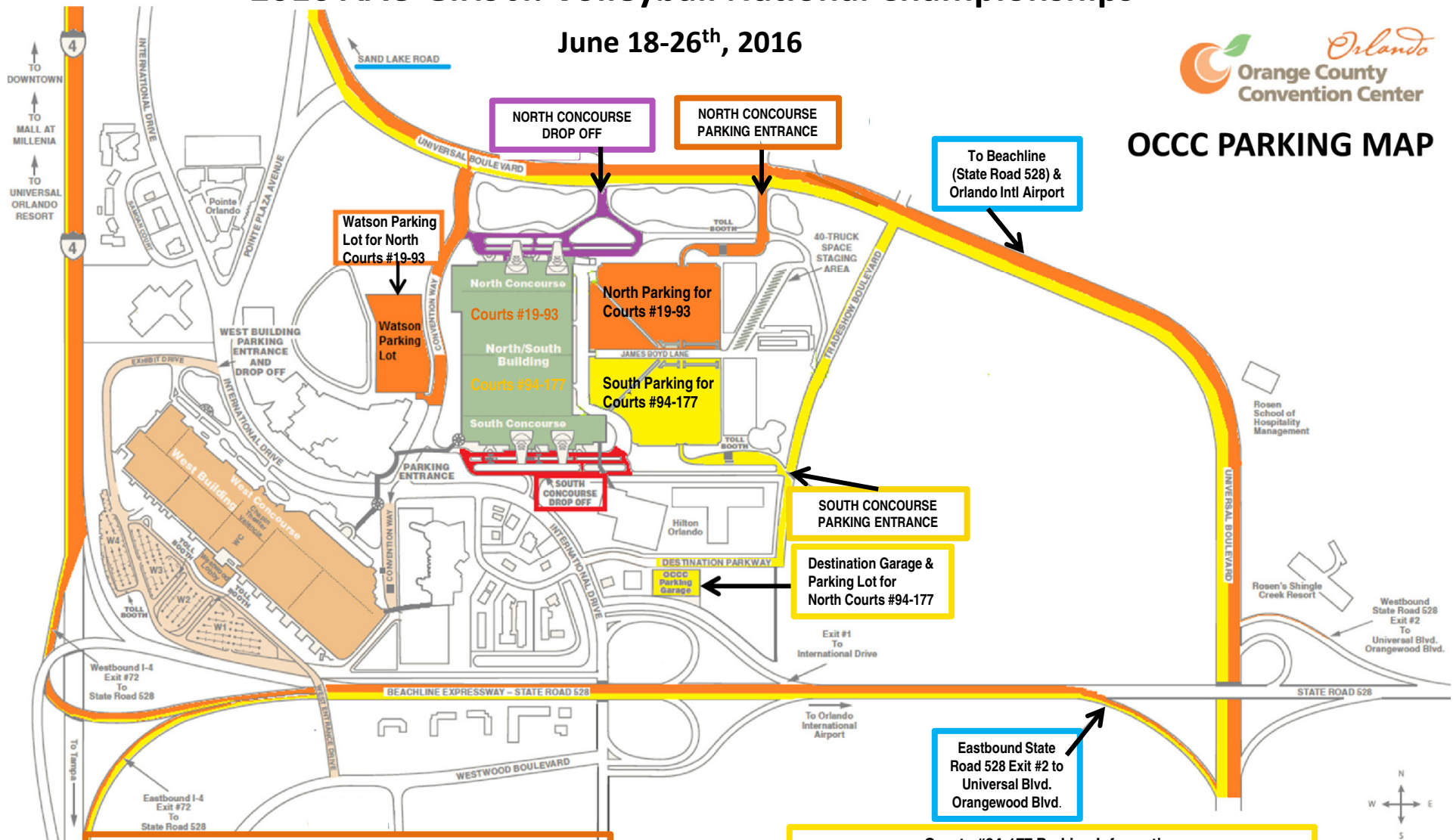


2016 AAU Girls Jr. Volleyball National Championships

June 18-26th, 2016



OCCC PARKING MAP



Courts #19-93 Parking Information

- Option 1:** Exit #74A Sand Lake Rd. Turn right onto Universal Blvd. Turn Right into the North Concourse Parking Entrance.
- Option 2:** Exit #74A Sand Lake Rd. Turn right onto Universal Blvd. Turn Right onto Convention Way. Turn right into Watson Parking Lot.
- Option 3:** Exit @72 State Rd. 528. Exit #2 Universal Blvd/Orangewood Blvd. Turn left onto Universal Blvd. Turn left in the North Concourse Parking Entrance.

Drop Off Zone ONLY

North Side ONLY

South Side ONLY

Courts #94-177 Parking Information

- Option 1:** Exit @72 State Rd. 528. Exit #2 Universal Blvd/Orangewood Blvd. Turn left onto Universal Blvd. Turn left onto Tradeshow Blvd. Turn right into South Concourse Parking Entrance.
- Option 2:** Exit @72 State Rd. 528. Exit #2 Universal Blvd/Orangewood Blvd. Turn left onto Universal Blvd. Turn left onto Tradeshow Blvd. Turn right onto Destination Parkway. Turn left into Destination Parkway Garage Entrance. ***NOTE:** There is a shuttle that will drop off and pickup at the Hall.

