

**2022**

# **Amateur Athletic Union**



# **Baton Twirling Rulebook**

***Sports For All, Forever!***

**CONTEST AGE: Age as of July 27, 2022**

# TABLE OF CONTENTS

<b>Preamble</b> .....	<b>Page 5</b>
<b>Sport Policies and Procedures</b> .....	<b>Page 5-7</b>
I. Contest Director’s Paperwork .....	Page 5
II. Policies .....	Page 6
III. Medical .....	Page 6
IV. Petitions.....	Page 6
V. Good Conduct .....	Page 6
VI. Disciplinary Actions .....	Page 6
VII. Flash Photography/Videotaping.....	Page 6
VIII. Miscellaneous.....	Page 7
<b>General Competition Rules</b> .....	<b>Page 7-9</b>
I. Responsibilities/Disqualification/Suspension .....	Page 7
II. Qualification Procedure .....	Page 7-8
III. Allowable Changes of Team or Corps Members .....	Page 8
IV. Eligibility .....	Page 8
V. Residency.....	Page 8-9
VI. Foreign Athletes .....	Page 9
VII. Uniforms .....	Page 9
VIII. Order of Appearance .....	Page 9
IX. Mishaps .....	Page 9
X. Adjusting to Conditions.....	Page 9
<b>General Information</b> .....	<b>Page 10-19</b>
I. Competition Age .....	Page 10
II. Age Divisions.....	Page 10
III. Time Limits and Levels Offered .....	Page 11
IV. Average Competition Age for Team and Corps .....	Page 12
V. Adult Division.....	Page 12
VI. Team Size .....	Page 12
VII. Corps Size.....	Page 12
VIII. Gymnastic/Tumbling Skills .....	Page 12-13
IX. Individual Status .....	Page 13-14
X. Team and Corps Status.....	Page 15-16
XI. Challenger Division.....	Page 16
XII. Advancement .....	Page 16
XIII. Double Entering.....	Page 17
XIV. Music.....	Page 17
XV. Performance Area for Individual Events .....	Page 17-18
XVI. Performance Area for Teams and Corps .....	Page 18
XVII. Competition/Practice Area .....	Page 18
XVIII. Preliminary Rounds and Final Rounds .....	Page 18
XIX. Team High-Point Award .....	Page 19
<b>Individual Solo Baton Events</b> .....	<b>Page 19-21</b>
I. Solo One Baton .....	Page 19
II. Solo Two Baton .....	Page 19
III. Solo Three Baton.....	Page 19-20
IV. Solo Multiple Baton.....	Page 20
V. Dance-Twirl Solo .....	Page 20
VI. Novelty Solo .....	Page 20-21

VII.	Collegiate Half-Time Routine .....	Page 21
VIII.	Solo Hoop Baton .....	Page 21
IX.	Solo Flag Baton .....	Page 21
<b>Individual Solo Strut Events.....</b>		<b>Page 22-25</b>
I.	Solo Strut General Information .....	Page 22
II.	Basic Strut .....	Page 22
III.	Military Strut .....	Page 22-23
IV.	Parade Strut .....	Page 23-24
V.	Straight-Line Strut.....	Page 24
VI.	X-Strut .....	Page 24-25
VII.	Collegiate Pre-Game Downfield Strut.....	Page 25
<b>All-Around Twirling Champion .....</b>		<b>Page 25-26</b>
I.	All-Around Twirling Champion General Information.....	Page 25-26
II.	All-Around Twirling Champion Required Events.....	Page 26
III.	All-Around Collegiate Twirling Champion .....	Page 26
<b>General Team Information.....</b>		<b>Page 27</b>
I.	General Team Rules .....	Page 27
II.	Team Eligibility .....	Page 27
III.	Performance Area .....	Page 27
IV.	Twirling Time .....	Page 27
<b>Team Events.....</b>		<b>Page 28-35</b>
I.	Twirling Team.....	Page 28
II.	Dance-Twirl Team .....	Page 28-29
III.	Novelty Twirl Team.....	Page 29-30
IV.	Street Parade Team .....	Page 30-31
V.	Show Twirl Team.....	Page 31-32
VI.	College Majorette Line.....	Page 32
VII.	Auxiliary Team.....	Page 33-34
VIII.	Drill Team .....	Page 34-35
<b>General Corp Information.....</b>		<b>Page 35-36</b>
I.	General Corp Rules.....	Page 35-36
II.	Corps Classifications .....	Page 36
III.	Corps Sizes .....	Page 36
IV.	Performance Area .....	Page 36
V.	Twirling Time .....	Page 36
VI.	Corps Eligibility .....	Page 36
<b>Corp Events.....</b>		<b>Page 37-39</b>
I.	Parade Corps .....	Page 37-38
II.	Twirling Corps.....	Page 38-39
<b>Sports Operation.....</b>		<b>Page 39-40</b>
I.	Event Operating Rules .....	Page 39
II.	Facilities/Competition Area .....	Page 39
III.	Equipment .....	Page 39
IV.	Supportive Coach .....	Page 39
V.	Technical Coach.....	Page 40
VI.	Format/Scheduling .....	Page 40
VII.	Entry Procedures.....	Page 40
VIII.	Placement .....	Page 40
<b>Definitions of Penalties .....</b>		<b>Page 40-45</b>
<b>Penalty Chart.....</b>		<b>Page 46</b>

<b>Judges Scale .....</b>	<b>Page 47</b>
<b>Protection Rule.....</b>	<b>Page 47</b>
<b>General Awards Information .....</b>	<b>Page 47</b>
<b>Special Awards.....</b>	<b>Page 48-49</b>
I.    Joe Ferrell Award .....	Page 48
II.   Dan Galbraith Award .....	Page 48
III.  Rising Star Award.....	Page 48
IV.  AAU Baton Twirling Scholarship.....	Page 49
V.   Outstanding/Team/Corps Award .....	Page 49
<b>National Sport Committee Governance and Administration .....</b>	<b>Page 49-50</b>
I.    National Sport Committee Structure and Procedures.....	Page 49
II.   Sport Committee Meetings .....	Page 50
<b>Excerpts from the AAU Code Book .....</b>	<b>Page 50-53</b>
<b>Contact Information .....</b>	<b>Page 54</b>

# AAU Baton Twirling Rulebook

## PREAMBLE

The AAU Baton Twirling National Committee has been established in order to promote the benefits of participation in athletics and hereby adopts these rules & regulations for the advancement of that purpose.

The following will be in addition to the AAU Code Book, and will be the governing rulebook for the AAU program in Baton Twirling. Rules not specifically covered in this book shall be addressed by the National Committee, and in those cases the ruling of the AAU National Baton Twirling Committee will be final.

Knowledge of the rules and regulations addressed in this rulebook is the responsibility of the individual athlete, coach, parent, and contest director.

## SPORT POLICIES AND PROCEDURES

### I. CONTEST DIRECTOR'S PAPERWORK

- A. If you would like to host a District or Super Regional competition, contact the AAU National Headquarters at (407) 934-7200 and ask for the AAU Baton Twirling Sports Manager or contact the National Chair listed on the AAU website at [www.aausports.org](http://www.aausports.org) for approval.
- B. A director's packet will be sent or you can print it from the website.
- C. Contest Director's must offer ALL Baton & Dance Events that are qualifying events for the AAU Junior Olympic Games. A list of required events will be available for all contest directors.
- D. **All directors will be required to submit a copy of your entry booklet to Candice Dowdy, AAU National Baton Chair, and to Jennifer Miles, AAU Baton Twirling Sports Manager when you apply for your contest license. This brochure MUST be in PDF format and will be posted online.**
- E. Following the completion of your contest the following items must be sent in for all District and Regional Championships.
  1. A copy of your license.
  2. An alphabetic listing of all athletes participating in spreadsheet format (using either excel or google sheets) and also in PDF format. This must include the AAU Membership numbers of all athletes along with their names, emails, and phone numbers.
  3. A reporting form listing all winners, final scores, and results for each division in spreadsheet format (using either excel or google sheets) and also in PDF format.
  4. Templates will be available for both the Alphabetical listing and the result reporting forms.
  5. Hand-written results will not be accepted.
  6. All Athlete listings and Result reporting forms should be submitted via **email** within seven (7) working days of the competition to:
    - a. National Chair (Candice Dowdy) at [candicedowdyaa@gmail.com](mailto:candicedowdyaa@gmail.com) and to
    - b. The AAU National Headquarters (Attn: Jennifer Miles, Baton Twirling Sports Manager) [jennifer@aausports.org](mailto:jennifer@aausports.org)
- F. Failure of contest director to submit paperwork will result in:
  1. A penalty fee of **\$100.00** will be assessed to the Contest Director.
  2. If Contest Director does not comply, Licensing for future contests may be denied.

## II. POLICIES

- A. Each year the AAU Baton Twirling National Executive Committee evaluates the rules of competition in order to determine if changes to the rules would create a better competition experience for **ALL** of the AAU Baton Twirling Athletes. All events offered are considered.
- B. Technical Coaches with a registered Baton Twirling Club have the ability to suggest changes to the Baton Twirling National Executive Committee.
- C. All suggestions must be submitted to National Chair in writing or via email ([candicedowdyaau@gmail.com](mailto:candicedowdyaau@gmail.com)) by July 1. The National Chair will then forward to the entire board for voting.
- D. All suggestions will be considered and will be voted on by the Executive Committee.
- E. Any rule change that is passed, by the AAU National Executive Committee, will then become part of the next year's competing rulebook.
- F. The AAU has the luxury to consider or reject any changes and will look at each suggestion independently.

## III. MEDICAL

- A. An athlete rendered unconscious or apparently unconscious during a competition shall not resume participation that day without written authorization from a physician or athletic trainer.

## IV. PETITIONS

- A. Petitions concerning participation, eligibility, and qualifying will be addressed on an individual basis.
- B. Please send complete information to the National Baton Twirling Chair.
- C. Petitions concerning the rules should be sent to the National Baton Twirling Chair ([candicedowdyaau@gmail.com](mailto:candicedowdyaau@gmail.com)).
- D. The entire AAU Baton Twirling Executive Committee will address all petitions.

## V. GOOD CONDUCT

- A. While attending a competition all athletes, parents, spectators, and coaches are expected to conduct themselves as a gentleman or lady.
- B. Good sportsmanship and dedication to the advancement of baton twirling as a sport should be evident.
- C. Conduct unbecoming may result in disqualification or suspension.
- D. Anyone who disrupts a contest/event may be asked to leave.

## VI. DISCIPLINARY ACTIONS

- A. Athletes and spectators must maintain the highest levels of sportsmanship. An athlete or spectator whose conduct is determined to not measure up to these standards shall be subject to disciplinary action by the Executive Committee.
- B. Officials must maintain the highest standards of professionalism. An official whose conduct is determined to not measure up to the high standards shall be subject to disciplinary action enforced by the Executive Committee.

## VII. FLASH PHOTOGRAPHY/VIDEOTAPING

- A. The use of flash photography is **PROHIBITED** in the competition area and could result in an automatic disqualification.
- B. Videotaping is allowed; however, limited to:
  - 1. Parents videotaping own child.
  - 2. Teachers videotaping own students.
  - 3. Group directors or designated personnel videotaping own team or corps.
- C. No tripods, extension cords or artificial lights may be used.
- D. No videotaping is permitted from the competition floor.
- E. No videotaping is allowed directly behind or around judges' or contest officials tables.
- F. No judging is permitted by video replay.
- G. If caught videotaping other athlete's performances, you will be asked to delete the video(s) in front of the Baton Twirling Sports Manager and could result in disqualification of the athlete.

## VIII. MISCELLANEOUS

- A. No contest official, relative, coach, or parent may officiate on a division in which their child or student is an athlete in the division.
- B. No parent, coach, or other judge may approach a judge who is actively judging.
- C. Any questions, concerns, or complaints need to be given to the contest director by a registered coach.
- D. It is the responsibility of the athletes and coaches to properly stretch and warm-up prior to practice or a competition.
- E. Coaches or parents may NOT accompany their athlete to the starting area.
- F. Coaches MUST wear an official Gray coach's polo to be allowed on the competition floor (practice and performance areas).
- G. Parents or spectators are NOT allowed to be in the practice area unless you are wearing an official Black polo.
- H. Those wearing official Black polo's are not permitted on the competition floor; however, only if you are accompanying an athlete in the Challenger divisions are you allowed.
- I. Birth certificates, baptism records, adoption/foster care records, and/or a driver's license are all acceptable as "proof of age". Please be able to provide proof of age at registration or at any other time during the contest.
- J. If unable to produce one of the mentioned above, for the contest director/chief judge when questioned about age, a 2.0 penalty will be added to each event in question.
- K. Any athlete, team, or corps violating any rule, part of a rule, or violating any tradition, custom, or breach of contest etiquette for which there is no specific rule provided shall be assessed a 2.0 penalty per violation or disqualification at the discretion of the chief judge.
- L. All publicity spoken, printed, or on clothing must be accurate with the rightful name of the event, age division, status level and classification.
- M. Athletes must use designated practice areas if provided by contest Director.

## GENERAL COMPETITION RULES

### I. Responsibilities/Disqualification/Suspension

- A. It is the responsibility of each athlete, parent, and coach to make certain that all statements concerning residence, age, and status level are factual and accurate.
- B. Any falsification on the part of an athlete, parent, or coach may lead to disqualification or permanent suspension from AAU Baton Twirling.
- C. It is the responsibility of the athletes, parents, and coaches to know the rules and abide by what has been set forth. Any violation may be subject to disqualification or permanent suspension from AAU Baton twirling.
- D. In an **Emergency** situation (i.e. Flat tire, ER visit, etc) Immediate contact to the Baton Sports Manager Jennifer Miles 1-407-828-3704 or National Baton Chair- Candice Dowdy at (407) 617-9358.
- E. If contact is not made prior to the start of the contest, a 2.0 penalty will be assessed to the athlete's score sheet.
- F. If contact has been made and the contest starts, the first event that the athlete is in will be held for 15 minutes. A FINAL CALL from the announcer will be given. You will then have 5 minutes to report to your lane.
- G. If you have not reported by the end of the 5 minutes after the Final call, the event in that lane will be closed and NOT reopened.
- H. Once you show up you may continue with the rest of the events thereafter, without any penalties being assessed.

### II. Qualification Procedure

- A. The only way that an athlete, team, or corps may compete at the AAU Nationals/AAU Junior Olympic Games by qualifying at an AAU District or Regional Championships.
- B. The athlete, team, or corps must place in a qualifying position in order to become eligible to compete at the AAU Nationals/AAU Junior Olympic Games.
- C. Districts that do not host a District/Super Regional event will allow an athlete, team, or corps to compete "at large" at a neighboring AAU District.

- D. In case of a tie in the final qualifying position, **ALL** individual athletes or teams tied for the final position will become eligible to compete at the AAU Nationals/AAU Junior Olympic Games.

### III. **Allowable Changes Of Team Or Corps Members**

- A. For the AAU Nationals/AAU Junior Olympic Games, a team or corps may substitute for the original qualifying member if an injury or sickness occurs.
- B. This can only be done if it does not change the status level or age division.
- C. The number of original qualifying members may be reduced as long as the number of members does not fall below the minimum number of members needed for the size of the group that qualified.

### IV. **Eligibility**

- A. AAU competitions are open to all athletes regardless of race, creed, color, sex, competitive status, or affiliation with other twirling organizations.
- B. All athletes, coaches, and officials (judges) must be an AAU individual member.
- C. Coaches must have a current AAU membership and gray polo to be allowed on the competition floor.
- D. Membership for AAU runs September 1<sup>st</sup> through August 31<sup>st</sup>. Your competition age is determined by your actual age on December 31, of the current AAU Junior Olympic Games Baton Twirling National Championships. **Your age for 2022 AAU Junior Olympic Games will be your age as of July 27, 2022.**
- E. Age limit for the AAU Junior Olympic Games Baton Twirling National Championships is limited to age 22 (typical age of an undergraduate).
- F. Anyone over the age of 23 may compete in an adult division at local meets or licensed AAU competitions; however, an Adult division will not be offered at the AAU Baton Twirling AAU Nationals/AAU Junior Olympic Games.
- G. Athletes are encouraged to attend open practice meets and open licensed meets.
- H. All athletes, teams, and corps may compete in **ONE** AAU District Championships and **ONE** AAU Regional Championships.
- I. An individual athlete, team, or corps that wishes to compete in the AAU Junior Olympic Games Baton Twirling National Championships must qualify at an AAU licensed District or licensed Regional Competition, and placing in one of the eligible positions per category during the current competitive season.
- J. Teams and Corps must qualify in the AAU District where their club is a registered member.
- K. U.S. citizens living outside of the USA along with Foreign athletes, should qualify in the nearest AAU licensed District or licensed Regional Competition and place in one of the positions per category during the current competitive season.
- L. A part-time twirling teacher may compete as long as they are not over 25 years old.
- M. Judges and full-time teachers are NOT permitted to compete in the competition.
- N. All entry forms need to be accurately completed and received by deadline dates.
- O. No late entries will be accepted.

### V. **Residency**

- A. You are by birth or naturalization a citizen of your country.
- B. U.S. citizens living in the USA must register in the AAU District where they reside.
- C. An athlete subject to joint legal custody arrangements, whose guardians live in different AAU Districts, has the right to register in either AAU District.



- D. A bona fide student at an educational institution may be considered a resident of the AAU District in which the institution is located.
- E. U.S. citizens residing outside of the USA must register in the closest AAU District.
- F. All U.S. citizens who are current AAU member athletes are eligible to compete and win local, District, Regional, and/or National Championships.

**VI. Foreign Athletes**

- A. Athletes who are not U.S. citizens may participate in all AAU Baton Twirling events.
- B. Foreign Athletes living in the USA may register in the closest AAU District where they reside.
- C. Foreign athletes living outside of the USA may register at the closest AAU District or in the AAU District where they are first participating in will take place.
- D. Foreign athletes must become current members in order to be eligible to compete.

**VII. Uniforms**

- A. Uniforms and costumes shall be done in good taste.
- B. Uniforms and costumes should be age appropriate.
- C. Fake hair pieces are allowed but should be secured tightly in hair.
- D. Jewelry should be minimal. No rings or facial piercings should be worn.
- E. Make-up or a bandage should cover tattoos.

**VIII. Order Of Appearance**

- A. Athletes will appear in the order indicated by the contest director.
- B. Athletes must report to the lane in a timely manner.
- C. If an athlete, team, or corps has not checked in by the final checked-in athlete, team, or corps, the division will be officially closed and not reopened.
- D. Order of appearance may be adjusted with the permission of the contest director and judge to facilitate efficient flow of the competition.
- E. Individual athletes, teams, and corps are allowed 5 minutes and no more than 10 minutes between performances.

**IX. Mishaps**

- A. A mishap is defined as any incident hindering the performance of an individual athlete, team, or corps. (i.e. baton breaking, end flying off, uniform/costume tearing, illness, etc.).
- B. An athlete may substitute with another baton, but no extra time will be allowed for the substitution.
- C. Timing will continue if a mishap occurs, and an overtime penalty will be assessed.
- D. A chief judge, in consultation with the director of the contest, may take appropriate measures in case of a safety/illness emergency caused by interference of an athlete performing in another lane.
- E. If an electrical failure occurs, the contest will be stopped and resume when the situation has been corrected. Individual athletes, teams, or corps performing at the time of this mishap will be permitted to start over but any penalties up to the point of the mishap will stand.

**X. Adjusting To Conditions**

- A. Conditions vary with each facility; therefore, all individual athletes, teams, and corps must adjust to the facilities provided for the competition

## GENERAL INFORMATION

ALL RULES APPLY TO BOYS AND GIRLS UNLESS OTHERWISE STATED IN INDIVIDUAL CATEGORIES

The AAU has the right to combine or separate the Boys and Girls for competition if necessary at the Local, District and Regional levels, along with the National/AAU Junior Olympic Games

### I. COMPETITION AGE

- A. The age of the competitor as of December 31 shall determine the age of that competitor. The competitor must compete for the entire calendar year at the age they will be on December 31 of the year in which you are attending the AAU Junior Olympic Games. **Your age for 2022 AAU Junior Olympic Games will be your age as of July 27, 2022.**
- B. Athletes must compete in the AAU District or Regional Championship in the age division in which they will be in at the AAU National Championships.
- C. Athletes must be able to provide a copy of their birth certificate the day of registration if asked to verify age by National Baton Twirling Committee.

### II. AGE DIVISIONS

- A. Age Divisions 0-6, 7-9, 10-12, 13-15, 16-18; 19-22, and Adult 23+ apply to the following categories:
  - Solo One Baton (except boys solo)
  - Solo Two Baton
  - Solo Three Baton
  - Solo Multiple
  - X-Strut
  - Straight-line Strut
  - Basic Strut
  - Military Strut
  - Parade Strut
  - Hoop
  - Flag
- B. Boys Solo: Age Divisions are 5-9, 10-14, 15+
- C. Dance-Twirl Solo: Ages are 5-9, 10-12, 13-15, 16-18, 19-22, Adult 23+
- D. Novelty Solo ages: Ages are (All Levels) 5-9, 19-22; Adult 23+ (Beg/Adv Levels) 10-12, 13-15, 16-18
- E. Collegiate Half-Time: Ages 19-22 Enrolled in a College/University
- F. Collegiate Pre-Game Downfield Strut: Ages 19-22 Enrolled in a College/University
- G. Additional All-Around Age Divisions (not already listed above) include:
  - Collegiate One-Baton: Ages 19-22 Enrolled in a College/University
  - Collegiate Dance-Twirl Solo: Ages 19-22 Enrolled in a College/University
- H. Teams are average ages:
  - 0-6 (Tot)
  - 7-9 (Juvenile)
  - 10-13 (Junior)
  - 14-18 (Senior)
  - 19-22 (College/University)
  - 23+ (Adult)
- I. Corps are average ages:
  - 0-9 (Juvenile)
  - 10-13 (Junior)
  - 14-18 (Senior)
- J. Auxiliary and Drill Team Ages:
  - Elementary School: Grades K-5
  - Junior High School: Grades 6-8
  - Senior High School: Grades 9-12
  - Collegiate- must be enrolled in a bona fide college, university, or equivalent.
- K. Adult divisions are not offered at the Junior Olympic Games.

### III. TIME LIMITS AND LEVELS OFFERED:

#### AAU Baton Twirling Solo Time Limits

Event	Chall	Novice	Beg	Int	Adv	Elite	College	Adult	Timing Begins	Timing Ends
Solo One Baton	0:30 - 2:00	0:30 - 2:00	1:00-2:00	1:30-2:10	2:00-2:30	2:00-2:30	(AA) 2:00-2:30	2:00-2:30	Move after salute/pose	Salute/Pose
Boys Solo One Baton	One Level Per Age Division: 1:00 - 2:30								Move after salute/pose	Salute/Pose
Solo Two Baton	0:30 -2:00	0:30 -2:00	1:00 -2:00	1:30 - 2:10	2:00-2:30	2:00-2:30		2:00-2:30	Move after salute/pose	Salute/Pose
Solo Three Baton	0:30-2:00	0:30-2:00	1:00 -2:00		1:00-2:00			1:00-2:00	Move after salute/pose	Salute/Pose
Solo Multiple	1:30-3:00	1:30-3:00	1:30-3:00		1:30-3:00	(AA) 1:30-3:00		1:30-3:00	Move after salute/pose	Salute/Pose
One-Baton Portion of Multiple Baton must be: 0:30-0:45										
Dance-Twirl Solo				One Division (Int/Adv/Elite Solo Level): 1:30-3:00					First Move after opening pose	Final Pose
Novelty Solo	1:30-3:00		1:30-3:00		1:30-3:00		(AA) 1:30-3:00		First Move after opening pose	Final Pose
Collegiate Half-Time							3:00-4:00		First Move after opening pose	Final Pose
Hoop	0:30-1:30		1:00-2:00		1:00-2:00			1:00-2:00	Move after courtesy pose	Final Pose
Flag	0:30-1:30		1:00-2:00		1:00-2:00			1:00-2:00	Move after courtesy pose	Final Pose
Basic Strut	No Timing	No Timing	No Timing		No Timing				NOTE: Routines starts parade rest to attention	
Military Strut	No Timing	No Timing	No Timing		No Timing				NOTE: Routines starts parade rest to attention	
Parade Strut	2:00 max	2:00 max	2:00 max		2:00 max				NOTE: Routine starts/ends with Salute or Courtesy Pose	
Straight-Line	2:00 max		2:00 max		2:00 max			2:00 max	First Movement	Final Salute or Pose
X-Strut	2:00 max	2:00 max	2:00 max	2:00 max	2:00 max	2:00 max		2:00 max	First Movement	Final Salute
Collegiate Pre-Game Downfield Strut							2:00 max		First Movement	Final Salute or Pose

AA: This event is for All-Around Championship Only

#### AAU Baton Twirling Team and Corps Time Limits

TEAMS	Chall	Beg	Adv	Timing Begins	Timing Ends
Twirling Team	2:00 - 3:00			Leader's Salute at Start	Salute on Finish Line
Dance Twirl Team	2:00 - 3:00			1st Move By Team	Final Pose
Novelty Twirl Twirl	2:00 - 3:00			1st Move By Team	Final Pose
Street Parade	2:30 Maximum			1st Move By Team	Last Athlete Crosses
Show Twirl Team	3:30 - 9:00 (Twirling Time is 2 min. minimum)			1st Move By Team	Final Pose
Auxiliary Team Guard	2:00-4:00			1st Move By Team	Final Pose
Auxiliary Pom	2:00-4:00			1st Move By Team	Final Pose
Auxiliary Dance	2:00-4:00			1st Move By Team	Final Pose
Auxiliary Baton Line	2:00-4:00			1st Move By Team	Final Pose
College Majorette Line	5:00 - 7:00			1st Move By Team	Last Beat of Music
Drill Team	2:00-3:00			Officer's Command	Officer's Salute/Bow

CORPS			
Parade Corps	4:00 Max Twirling Time 1:00 Minimum		1st Move By Team Last Athlete Crosses Finish Line AND/OR Final Pose
Twirling Corps	5:00 - 7:00 Minutes Twirling Time is 2:00 minutes Minimum		1st Move By Team Final Pose

#### IV. AVERAGE COMPETITION AGE FOR TEAM AND CORPS

- A. The sum of all of the team or corps members competition age divided by the number of members on the team.
- B. The solo level of each athlete determines if the team is Beginner or Advanced.
  - 1. If over half of the team members fall in Novice/Beginner solo levels, the team will compete in the Beginner Division.
  - 2. If over half of the team members fall in Intermediate/Advanced/Elite solo levels, the team will compete in the Advanced Division.
  - 3. If there is an equal split between Novice/Beginner and Intermediate/Advanced/Elite team members then the team director will select what level the team will compete at.

#### V. ADULT DIVISION

- A. An adult division may be added to each twirling category including team and Corps.
- B. The adult divisions for individual events will follow the Elite timing and rules.
- C. Adult Divisions may NOT participate in the AAU Junior Olympic Games.
- D. The adult division is 23 years of age and no limit on age above.

#### VI. TEAM SIZE

- A. Extra-Small Team: Two (2)-Three (3) athletes may compete as a Twirl Team, Dance Twirl Team, Novelty Twirl Team, and Auxiliary Baton Line.
- B. Small Teams may have Four (4) to Nine (9) athletes.
- C. Large Teams may have Ten (10) to Nineteen (19) athletes.
- D. Extra Large teams may have Twenty (20) or more athletes.
- E. At District/Super Regional Competitions, contest directors may combine sizes of teams if the number of entries does not warrant separate divisions. When attending the AAU Junior Olympic Games teams would enter their correct size.

#### VII. CORPS SIZE

- A. Small Corps may have Ten to Fourteen (10-14) athletes.
- B. Large Corps may have Fifteen to Nineteen (15-19) athletes.
- C. Extra Large Corps may have Twenty (20 +) or more athletes.
- D. At District/Super Regional Competitions, contest directors may combine sizes of corps if the number of entries does not warrant separate divisions. When attending the AAU Junior Olympic Games corps would enter their correct size.

#### VIII. GYMNASTIC/TUMBLING SKILLS

- A. All gymnastic/tumbling skills must be properly trained as well as properly executed. Safety is paramount.
- B. Allowable skills include:
  - 1. Cartwheels/Round-Offs
  - 2. Front/Back Walkovers
  - 3. Forward/Backward Rolls
  - 4. Shoulder Roll
  - 5. Handstand
  - 6. Backbend
  - 7. Backhand Springs
- C. The allowable gymnastics skills above are allowed but not required.
- D. Due to safety reasons no skills other than those listed above will be permitted
- E. Gymnastic/tumbling skills will be judged as **SPECIALTIES** under the content and technical categories on score sheets and **NOT** as **DIFFICULTY** skills.
- F. The hand(s) of the performer must be in full contact with the floor at all times without obstruction by costume or equipment. The allowable skills can be done with one or more hand(s).
- G. No Gymnastic/Tumbling Skills maybe done on top of equipment/prop.
- H. No Gymnastic/Tumbling Skills maybe used as a dismount from any equipment/prop.
- I. For teams: If a team performs the same gymnastic move at the same time it will count as ONE gymnastic move.

J. Lifts are not considered as a Gymnastic move and ARE allowed. Lifts are defined as an action that moves something or someone to a higher position in an upward direction.

K. Allowable Gymnastics Moves:

### AAU Baton Twirling Gymnastics Allowed

Event	Chall	Novice	Beg	Int	Adv	Elite	College	Adult
Solo One Baton	1	0	1	2	3	3	(AA) 3	3
Boys Solo One Baton	One Level Per Age Division: 3							
Solo Two Baton	1	0	1	2	3	3		3
Solo Three Baton	1	0	1		3			3
Solo Multiple	1	0	1		3	(AA) 3		3
Dance-Twirl Solo				One Division (Int/Adv/Elite Solo Level): 3				
Novelty Solo	1		1		3		(AA) 3	
Collegiate Half-Time							3	
Hoop	1		1		3			3
Flag	1		1		3			3
Basic Strut	Not Allowed	Not Allowed	Not Allowed		Not Allowed			
Military Strut	Not Allowed	Not Allowed	Not Allowed		Not Allowed			
Parade Strut	Not Allowed	Not Allowed	Not Allowed		Not Allowed			
Straight-Line	1		1		3			3
X-Strut	Not Allowed	Not Allowed	Not Allowed	Not Allowed	Not Allowed	Not Allowed		Not Allowed
Collegiate Pre-Game Downfield Strut							3	

AA: This event is for All-Around Championship Only

Teams/Corps	# Allowed
Beginner Team	1
Advanced Team	3
Adult Team	3
Juvenile Corp	Not Allowed
Junior Corp	1
Senior Corp	2

## IX. INDIVIDUAL STATUS

### A. Novice:

1. An Athlete with 3 or fewer first place wins in this category.
2. Athletes in this status may do **no more** than two (2) spins. This allows for optional catches (example: blind catches, under leg, back catch, etc).
3. Athletes **cannot** do a high toss single illusion in this division.
4. Athletes can do no more than four (4) continuous elbows, (ex. left elbow, right elbow, left elbow, right elbow) with an optional catch.
5. No gymnastic/tumbling skills allowed.

### B. Beginner:

1. An Athlete with 5 or fewer first place wins in this category.
2. Athletes in this status may do **no more** than three (3) spins. This allows for optional catches (example: blind catches, under leg, back catch, etc).
3. Athletes can do no more than a toss single illusion with an optional catch.
4. Athletes can do no more than six (6) continuous elbows (ex. left elbow, right elbow, left elbow, right elbow, left elbow, right elbow) with an optional catch.
5. Athletes in this status level are **limited to** but **not required** to one (1) gymnastic/tumbling skill.

**C. Intermediate:**

1. An athlete with 8 or fewer wins in this category.
2. Athletes in this status can do no more than four (4) spins. This allows for optional catches (example: blind catches, under leg, back catch, etc).
3. Athletes can do no more than a toss double (2) illusion with an optional catch.
4. Athletes can do no more than eight (8) continuous elbows (ex. left elbow, right elbow, left elbow, right elbow left elbow, right elbow, left elbow, right elbow) with an optional catch.
5. Athletes in this status level are limited to but not required to two (2) gymnastic/tumbling skills.

**D. Advanced:**

1. An athlete with 12 or less wins in this category.
2. Athletes in this status level are unlimited to spins.
3. Athletes in this status level are unlimited to amount of illusions under a toss.
4. Athletes in this status level are unlimited to continuous rolls.
5. Athletes in this status level are limited to but not required to three (3) gymnastic/tumbling skills.
6. **Boys** solo status will follow the criteria above.
7. **Boys** solo is limited to 3 gymnastic/tumbling skills.

**E. Elite:**

1. An athlete with 13 or more wins in the Advanced category.
2. Athletes in this status level are unlimited to spins.
3. Athletes in this status level are unlimited to amount of illusions under a toss.
4. Athletes in this status level are unlimited to continuous rolls.
5. Athletes in this status level are limited to but not required to three (3) gymnastic/tumbling skills.

**F. College:**

1. An Athlete who is enrolled at a legitimate College, University, Jr. College, and Technical College etc.
2. Athlete cannot be over 22 years old.
3. Athletes in this status level are unlimited to spins.
4. Athletes in this status level are unlimited to amount of illusions under a toss.
5. Athletes in this status level are unlimited to continuous rolls.
6. Athletes in this status level are limited to but not required to three (3) gymnastic/tumbling skills.

**G. Adult:**

1. An athlete that is 23 years of age or older.
2. Athletes in this status level are unlimited to spins.
3. Athletes in this status level are unlimited to amount of illusions under a toss.
4. Athletes in this status level are unlimited to continuous rolls.
5. Athletes in this status level are limited to but not required to three (3) gymnastic/tumbling skills.

**H. Challenger:**

1. An athlete with special needs.
2. Athletes in this status can do as many spins as they are able to do.
3. Athletes can do a high toss single illusion in this division if able but not required.
4. Athletes are unlimited on amount of continuous elbow rolls.
5. Athletes in this status level will be judged on what they are capable of doing without limitation.
6. Athletes in this status level are limited to but not required to one (1) gymnastic/tumbling skill.

## X. TEAM AND CORPS STATUS

**NOTE:** The solo level of each athlete determines if your team is BEGINNER or ADVANCED.

**If there is an EQUAL split of members in Nov/Beg and Int/Adv/Elite levels then the teams coach will select the level at which they will compete.**

### A. Levels:

#### 1. Beginner:

- a. Over half of the team members' solo levels fall in the novice or beginner level.
- b. Beginner Teams are limited to **no more** than 3 (three) spins. This allows for optional catches (example: blind catches, under leg, back catch, etc).
- c. Beginner Teams are limited to no more than a toss single illusion with an optional catch.
- d. Beginner Teams are limited to no more than six (6) continuous elbows i.e. left elbow, right elbow, left elbow, right elbow, left elbow, right elbow.
- e. Beginner Teams are limited but NOT required to one (1) gymnastic/tumbling skill per routine.

#### 2. Advanced:

- a. Over half of the team members' solo levels fall in the intermediate, advanced or elite levels.
- b. Athletes in this status level are unlimited to spins.
- c. Athletes in this status level are unlimited to amount of illusions under a toss.
- d. Athletes in this status level are unlimited to continuous rolls.
- e. Athletes in this status level are limited to but not required to three (3) gymnastic/tumbling skills per routine.

3. All Teams will have beginner/advanced levels. Corps will not be divided into two levels; all corps will compete in one level.

### B. Auxiliary Team Levels:

#### 1. Elementary:

- a. Athletes in Grades K-5.
- b. Students may go to different schools to form a team. You do not have to be on your school's majorette line to be eligible for this division.

#### 2. Junior High:

- a. Athletes in Grades 6-8.
- b. Students may go to different schools to form a team. You do not have to be on your school's majorette line to be eligible for this division.

#### 3. Senior High:

- a. Athletes in Grades 9-12.
- b. Students may go to different schools to form a team. You do not have to be on your school's majorette line to be eligible for this division.

#### 4. College Majorette Line:

- a. These athletes are enrolled at a legitimate college, university, technical or Junior college etc. Students may go to different schools to form a team. You do not have to be on your school's majorette line to be eligible for this division.

**C. Adult Team:**

1. Individual team members are age 23 or older. These teams may NOT compete at the AAU Junior Olympic Games; however, may compete at Local, District, Regional, and International Championships.

**XI. CHALLENGER DIVISION**

- A. This division is to give athletes with special needs the opportunity to compete in a division that is geared toward understanding their needs.
- B. The following special needs allow an athlete to compete in this division:
  1. Medical issues such as cancer, heart defects, muscular dystrophy, and cystic fibrosis Spinal-bifida, asthma and diabetes, cerebral palsy, dwarfism and obesity are medical issues as well.
  2. Behavior issues such as ADHD, Fetal Alcohol Spectrum Disorder, Dysfunction of Sensory Integration, and Tourette Syndrome.
  3. Developmental issues like autism, Down Syndrome, and intellectual disabilities.
  4. Learning issues, for instance, dyslexia and Central Auditory Processing Disorder.
  5. Mental Health issues like anxiety or depression, and attachment anxiety.
  6. Physical issues like missing limbs, confined to a wheelchair, etc.
- C. Athletes that compete in this status may also enter in the Novice or Beginner Status **for score sheet only.**
- D. Athletes with any of the above-mentioned issues have the right to compete in the non-challenger status levels.
- E. If you choose to enter the challenger division, **ALL** events entered must be in the Challenger division. You cannot enter Challenger Solo One Baton and Non-Challenger Solo Two Baton.
- F. **If an athlete chooses to compete in the non-challenger status levels, remember that all non-challenger rules apply.**

**XII. ADVANCEMENT**

- A. Athletes will compete in each earned status levels (Novice, Beginner, Intermediate, Advanced, Elite, College, or Challenger).
- B. Athletes who choose to use self-advancement to proceed to the next status level may **NOT** revert to the lower status level at any time thereafter.
- C. One athlete will be considered an **Uncontested Division** and will count toward advancement toward the next status level. **Three (3) uncontested wins will count as 1 win.**
- D. An individual athlete must count three (3) **Uncontested** wins as a win toward advancement. Example: A Beginner one-baton soloist has two (2) First place wins and five (5) uncontested wins. This would mean that the soloist has three (3) actual First place wins toward advancement.
- E. **Protection Rule** (*When an Athlete does not demonstrate first place ability*) may be used at the judge's discretion in the **Novice, Beginner, and Intermediate** individual status levels. The award for the place received will remain the same (example: if a protection rule is used for 1<sup>st</sup> place, the award will be a first place award).
- F. A first place win contested or uncontested is a win and must be counted.
- G. **ALL** First Place wins count toward your advancement regardless of organization affiliation.
- H. Wins **NOT** recognized are: No entry fee, no placements, individual studio contests, or park and recreation tournaments.
- I. **The highest level achieved in any twirling organization must be maintained in AAU Baton Twirling regardless of number of wins.**
- J. When multi-status levels are not offered at a competition, the win will constitute as a win in the athletes' present status level.
- K. No win may change an athletes' status on the same day or any day of a successive multi-day event but will be in effect for the next competition.

**Note: At the AAU Nationals/AAU Junior Olympic Games, an athlete must compete in the status level in which he/she qualified even if advancement occurs after qualifying.**



### XIII. DOUBLE ENTERING

- A. Any athlete may compete in two individual status levels in Open Events Only.
- B. If at any of the contests the athlete places 1<sup>st</sup> (First) in the higher status level, then the athlete is required to stay and compete in the higher status level thereafter.
- C. At the National Championships/AAU Junior Olympic Games, an athlete may **NOT** double enter.
- D. Exception: Challenger Status Athletes may enter non-Challenger events for score sheet only but will actually compete in the Challenger division.

### XIV. MUSIC

- A. At AAU National/AAU Junior Olympic Games events, all music must postmarked or emailed by the entry deadline for the AAU Junior Olympic Games/National Competition.
- B. A hard copy of music may be sent by a CD or a Flash Drive to AAU National Baton Chair Candice Dowdy: 522 Hallowell Circle, Orlando, FL 32828
  - 1. The CD should be labeled with the individual athlete's, team, or corps' name, age and event.
  - 2. Use a new CD (free of scratches)/Flash Drive with all of an individual athlete's, Team, or Corps music.
  - 3. Only one song per CD.
- C. Music can be emailed to the Music Coordinator Karina Emeric at [kemericau@gmail.com](mailto:kemericau@gmail.com)
  - 1. Emailed music MUST be in MP3 or MP4 format.
  - 2. If using drop box, you must include the entire file-not a link.
  - 3. Directors/Individuals must label each file with the title of the song.
  - 4. Directors/Individuals should also include the individual athlete's, team, or corps' name, age and event.
  - 5. When emailing, no links to files or formats other than MP3 or MP4 will be accepted.
  - 6. Soloists and Team Directors MUST check music at Baton Registration prior to competition.
- D. A confirmation email will be sent from the music Coordinator upon receipt of the music. It will be the athletes/parents responsibility to make sure that they have received this receipt of confirmation and to follow up immediately if you have not received confirmation.
- E. The contest director will provide music for all Solo events and March Music for the Twirl teams.
- F. The music should be age appropriate and avoid profanities.
- G. After checking music at registration, music selections may not be changed.
- H. As the Coach or Parent/Guardian, you should pay attention to the connotation in the songs as well.
- I. Performers/Directors MUST HAVE a back-up CD with you at the contest venue.
- J. If your music has a questionable ending, you will need a coach or assistant (wearing a coaches polo) to be standing by to cue the cut-off point.
- K. The volume of the music shall be at a comfortable level. The contest director should use common sense for the volume level.
- L. Excessive volume should be immediately called to the directors' attention.
- M. If you are using your own sound equipment and the volume level has been addressed and not adjusted to a comfortable level, an athlete, team, or corps may be assessed up to a maximum 2 (two) point penalty.
- N. **If your music is NOT turned in by the AAU Junior Olympic Games/National Competition entry deadline, a \$25 late fee will applied to the entry. This fee will be due at check-in at the AAU Junior Olympic Games or AAU National Baton Competition. This fee will apply to solos as well as teams.**

### XV. PERFORMANCE AREA FOR INDIVIDUAL EVENTS

- A. The performance area is the actual area designated for the twirlers to compete. The area is clearly marked by pipe and drapes.
- B. Designated area for solo one baton, two baton, three baton, multiple baton, hoop, and flag is 15' by 15'.
- C. Designated area for struts depend on the category:
  - 1. Straight-line strut is 4' (four) wide and the entire 84' length of the gym.
  - 2. Basic Strut, Military Strut, Parade Strut, X- Strut, etc.– Strut have a 30' by 30' area.
  - 3. College Downfield Strut has the entire floor (see rules).

4. Designated area for Solo Dance Twirl and Solo Freestyle will have at least a 42' by 50' (half court), but if able will get the entire 84' by 50' to perform.

**XVI. PERFORMANCE AREA FOR TEAMS AND CORPS**

- A. The performance area is the actual area designated for the twirlers to compete. The area is clearly marked.
- B. Designated area for Corps and Teams will be 84' by 50' when facility allows.
- C. Twirl Teams will get 42' by 50' (Half Court).

**XVII. COMPETITION/PRACTICE AREA**

- A. The competition area is from the point of entrance including the spectator seating, practice area, and performance area.
- B. Only athletes and coaches (wearing Gray or Black polo) are permitted to be in the practice area. All others will be asked to return to the spectator seating.
- C. Parents must be wearing the designated (Black) coach's polo in order to be in the practice area.
- D. Only coaches with proper credentials and/or the coach's (Gray) polo will be permitted to approach the head table.

**XVIII. PRELIMINARY ROUNDS AND FINAL ROUNDS**

- A. There will be only a Finals Round at the Local and District Level for **ALL** events.
- B. If a tie occurs in a preliminary round, the tie will NOT be broken. Both athletes will advance to finals with the tie being broken during the finals competition.
- C. For solo events:
  - 1. All solo scores from prelims will be added with the Finals placement from each judge to determine the champion.
  - 2. The athlete lowest amount of placement points will be the AAU National/AAU Junior Olympic Games Champion.
  - 3. In case of a tie in the placement points, the average of the judges' scores from the Finals will be used to break the tie.
  - 4. At the AAU Junior Olympic Games, a Team Twirl-Off will be held for 1<sup>st</sup> place advanced teams in selected events.
- D. At the AAU Junior Olympic Games the Preliminary and Final Rounds will be as follows:

**AAU Baton Twirling Junior Olympic Games Prelims/Finals**

Event	Chall	Novice	Beg	Int	Adv	Elite	College
Solo One Baton	Final Only	Final Only	Final Only	Pre/Final	Pre/Final	Pre/Final	
Boys Solo One Baton	One Level Per Age Division: Pre/Final						
Solo Two Baton	Final Only	Final Only	Final Only	Pre/Final	Pre/Final	Pre/Final	
Solo Three Baton	Final Only	Final Only	Final Only		Final Only		
Solo Multiple	Final Only	Final Only	Final Only		Final Only		
Dance-Twirl Solo				One Division (Int/Adv/Elite Solo Lev): Pre/Final			
Novelty Solo	Final Only		Final Only		Final Only		
Collegiate Half-Time							Final Only
Hoop	<b>HOOP AND FLAG EVENTS MAYBE OFFERED AT DISTRICT OR SUPER REGIONAL LEVEL BUT ARE NOT OFFERED AT THE AAU JUNIOR OLYMPIC GAMES</b>						
Flag							
Basic Strut	Final Only	Final Only	Final Only		Final Only		
Military Strut	Final Only	Final Only	Final Only		Final Only		
Parade Strut	Final Only	Final Only	Final Only		Final Only		
Straight-Line	Final Only		Final Only		Pre/Final		
X-Strut	Final Only	Final Only	Final Only	Pre/Final	Pre/Final	Pre/Final	
Collegiate Pre-Game Downfield Strut							Final Only
All-Around Championship	Final Only	Final Only	Final Only	Final Only	Final Only	Final Only	Final Only

Event	
All Teams	Final Only
All Corps	Final Only

## **XIX. TEAM HIGH-POINT AWARD**

- A. Team High-Point Award will be divided by category. Teams will not be divided by size or age.
- B. Team Events that will qualify for Team High-Point (only first place Advanced teams in each division qualify):
  - 1. Dance-Twirl
  - 2. Twirl Team
  - 3. Novelty Team
  - 4. Show Team
- C. Corp Events that will qualify for Team Twirl-Off (only first place teams in each division qualify):
  - 1. Twirling Corp
  - 2. Parade Corp
- D. During team awards one team in each division below will be named as the overall High-Point Team Of The Year for Their division:
  - 1. AAU Dance-Twirl Team of the Year
  - 2. AAU Twirl Team of the Year
  - 3. AAU Novelty Team of the Year
  - 4. AAU Show Team of the Year
  - 5. AAU Twirling Corp of the Year
  - 6. AAU Parade Corp of the Year

## **INDIVIDUAL SOLO BATON EVENTS**

**NOTE: For Gymnastics/Tumbling Rules, Time Limits, Levels Offered, and Placements see General Information Section of Rulebook Pages 10-19.**

### **I. SOLO ONE BATON**

- A. This is the mainstay of all baton twirling and provides an athlete with the opportunity to perform an innovative routine in which is adjudicated for variety, difficulty, speed and control, smoothness and gracefulness, along with presentation and showmanship.
- B. The routine for this event shall include: vertical pattern twirls, horizontal pattern twirls, finger twirls, rolls, aerials (tosses higher than head), low flips, and novelty tricks accompanied by complimentary body work including movement of arms, hands, legs, feet, torso, and head.
- C. Athletes need to position themselves in front of the judge before the routine.
- D. Marching on or off the competition floor is NOT required.

### **II. SOLO TWO BATON**

- A. This is when an athlete uses two batons for the entire routine, in which judging consists of variety, difficulty, baton control, technique, along with presentation and showmanship.
- B. Continuous motion with both batons must be displayed throughout the routine.
- C. Both batons must be moving at all times either in like patterns (having the same characteristics), alternating patterns (Succeeding each other; to take turns), or in concert (in unison) with one another.
- D. The routine for this event shall include variety of releases, variety of receptions, dual variety, double releases, showers/juggles/stacks, high/low releases, contact material, horizontals, finger twirls, rolls, connections, and combinations front/back/sides.
- E. Athletes need to position themselves in front of the judge before the routine.
- F. Marching on or off the competition floor is NOT required.

### **III. SOLO THREE BATON**

- A. An athlete will perform using three (3) batons only for the entire routine, in which judging consists of variety, difficulty, baton control, technique, along with presentation and showmanship.

- B. Juggling skills will be utilized.
- C. The routine for this event shall include: variety of releases, variety of receptions, dual variety, double releases, showers/juggles/stacks, high/low releases, contact material, horizontals, finger twirls, rolls, connections, and combinations front/back/sides.
- D. Athletes need to position themselves in front of the judge before the routine.
- E. Marching in or off the competition floor is NOT required.

**IV. SOLO MULTIPLE BATON**

- A. Status level will be determined by the athlete's TWO Baton status level.
- B. An athlete performs his/her skills with one baton for a minimum of 30 seconds and a maximum of 45 seconds.
- C. After the athlete does the minimum/maximum one baton, then two and or three batons must be added.
- D. The Advanced/Adult athletes may add four or more batons.
- E. The Challenger/Novice/ Beginner athlete is not required to twirl three.
- F. An athlete must show skills with every individual baton.
- G. The athlete must show the ability to perform with more than one baton.
- H. When twirling two batons, the requirements under two batons apply.
- I. If twirling three or more batons, the requirements under three batons apply.
- J. Choreography of routine is minimum/maximum one baton then addition of other batons may be in any order.  
Example: One Baton, three batons, then ends with two batons.
- K. An opening pose is required.
- L. Ending pose may be done with one or any combination of other batons used.
- M. A two (2) point penalty will be assessed if the athlete executes a Two Baton or a Three Baton routine and does not show the ability to add batons.

**V. DANCE-TWIRL SOLO**

- A. Performance level for this division is based off of the athlete's solo status level.
- B. An athlete performs a one baton routine to a musical selection of his/her choice.
- C. No other twirling equipment or props allowed.
- D. The routine should interpret the music so the audience can see what they hear.
- E. The routine will be judged on twirling content, dance content, choreography/ production, technique and quality of performance, along with appearance/presentation/showmanship.
- F. Routine content should include: variety and difficulty of baton with dance, twirls with traveling, ambidexterity, rhythm, timing, facial and artistic impression.
- G. The routine should tell a story with a beginning, middle and end.
- H. For the AAU Junior Olympic Games/National Baton Competition music must be sent in via hard copy or emailed in MP3 orMP4 format by the competition registration deadline. See Music Rules Page 17.

**VI. NOVELTY SOLO**

- A. An athlete must perform with a minimum of one and two batons, and may also perform with three and/or four batons to a musical selection of his/her choice.
- B. A variety of twirling equipment may also be used (i.e. ribbons, hoop, etc.).
- C. All props must be twirled/manipulated at some point during the routine. The prop must also be lifted OFF the ground. Example: If you use a stool, it must be picked up off the ground-twirled or manipulated and not just moved from one spot to another for sitting. It will be considered scenery if not picked up off the ground and twirled/manipulated and a 2.0 penalty will be assessed.
- D. Manipulated is defined as handling or controlling the prop/equipment in a skillful manner.
- E. No scenery or backdrops allowed. If a prop is carried out and placed on the performance floor, it must be twirled at some point during the routine or it will be considered as scenery.
- F. Prop holders are not allowed.

- G. Pieces of costume that are removed become a prop and must be twirled/manipulated before setting down or a penalty will occur per occurrence. Example: A performer uses a cape. When they take it off, they must twirl/spin it around before setting it down or a 2.0 penalty will be assessed.
- H. Complete theme orientation with attention paid to costuming, style, and presentation of character.
- I. The routine should incorporate twirling content, movement, choreography/production, technique and quality of performance, and appearance/showmanship/presentation.
- J. Routine content should include: creativity, staging, musical interpretation, continuity of routine, change of pace, audience appeal, dynamic effects, correlation of body/footwork/baton to music, worthwhile utilization of time and space and an ending pose.
- K. For the AAU Junior Olympic Games/National Baton Competition music must be sent in via hard copy or emailed in MP3 orMP4 format by the competition registration deadline. See Music Rules Page 17.

**VII. COLLEGIATE HALF-TIME ROUTINE**

- A. A college athlete performs a routine incorporating one, two, three and or more batons.
- B. The athlete must use marching band music of his/her choice that must be suitable for a halftime performance. It does not have to include a school fight song.
- C. The routine should include creativity, floor coverage, musical interpretation, change of pace, audience appeal, dynamic effects, correlation of body/footwork/baton to music.
- D. This routine should resemble a routine that you would perform at one of your college games or special events.
- E. For the AAU Junior Olympic Games/National Baton Competition music must be sent in via hard copy or emailed in MP3 orMP4 format by the competition registration deadline. See Music Rules Page 17.

**VIII. SOLO HOOP BATON (NOTE: THIS EVENT IS NOT OFFERED AT THE AAU JR. OLYMPIC GAMES)**

- A. This is done with a hoop baton.
- B. This category is judged on variety, difficulty, baton control, smoothness and technique, along with presentation and showmanship.
- C. The routine should consist of combinations, creativity, consistent hoop movement, and balance of material, connections, ambidexterity, full hand, high aerals, low flips, difficulty of tricks, vertical and horizontals, multiple body spins left and right.
- D. Intentional floor rolls do not count as a drop.
- E. Hoop twirling will highlight dexterity and coordination due to limited twirls that can be executed. Creativity is encouraged.

**IX. SOLO FLAG BATON (NOTE: THIS EVENT IS NOT OFFERED AT THE AAU JR. OLYMPIC GAMES)**

- A. This is done with a single flag on a baton.
- B. Double flags are not permitted.
- C. This category is judged on variety, difficulty, baton control, smoothness and technique, along with presentation and showmanship.
- D. The routine should consist of combinations, creativity, consistent flag movement, balance of material, connections, ambidexterity, full hand, high aerals, low flips, difficulty of tricks, vertical and horizontals, multiple body spins left and right.
- E. The flag should not stay wrapped or tangled on the shaft while twirling.
- F. The flag may be released and caught from either end of the baton.
- G. Releasing or catching the flag itself is NOT permitted.

## INDIVIDUAL SOLO STRUT EVENTS

**NOTE: For Gymnastics/Tumbling Rules, Time Limits, Levels Offered, and Placements see General Information Section of Rulebook Pages 10-19.**

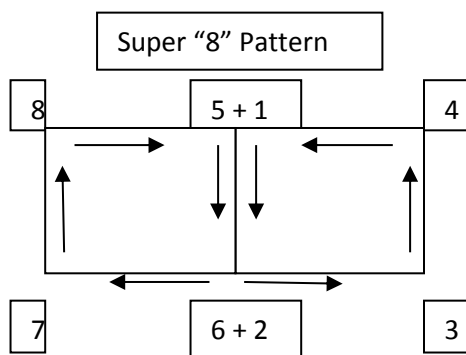
### I. SOLO STRUT GENERAL INFORMATION:

- A. Any male or female athlete may compete in any of the following strut categories.
- B. All will be done to Music with 128 to 132 beats per minute.
- C. All Struts will begin **MARCHING** on the **LEFT** foot.
- D. Each Strut has specific criteria for the category
- E. Struts will compete in their specific categories and age/status divisions apply.
- F. An athlete may compete in more than one strut category.

### II. BASIC STRUT:

#### A. Challenger, Novice, and Beginner Division:

1. Will use the 8 x 8 x 8 x 8 Square **TWICE** around.
2. Athlete will Begin at **PARADE REST** (4 counts) and come to **ATTENTION** (4 counts) with baton in a traditional or cradled position.
3. Starting with the Left foot all Challenger, Novice, and Beginner athletes will march eight (8) steps and Pivot or flank left or right and continue to march eight (8) steps and repeat in a square formation two times.



#### B. Advanced Division:

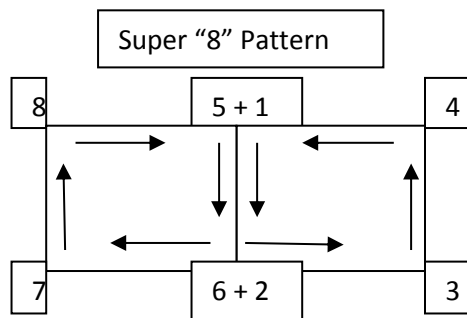
1. Will be done in a Super "8" Pattern.
  2. Athlete will begin at **PARADE REST** (4 counts) and come to **ATTENTION** (4 counts) with baton in a traditional or cradled position at center of the designated area.
  3. Starting with the left foot, the athlete will march forward eight (8) steps; flank or pivot left and march eight (8); flank or pivot left and march 8 (eight); flank or pivot left and march eight (8). This should put athlete back where they began.
  4. Once back at the starting point, the athlete must Flank or pivot left and continue the rest of the pattern.
  5. Athlete will now march eight (8) straight forward; Flank or pivot right and march eight (8); Flank or pivot right and march eight (8); Flank or pivot right and march eight (8). This should put the athlete back at the starting position.
  6. Once at the starting position, athlete will Flank or pivot right and end at Attention.
- C. Athletes will be judged on leg lines, leg height, toe point, and posture.
- D. Keeping on beat with the music throughout the entire pattern is essential.

### III. MILITARY STRUT

#### A. Challenger, Novice, and Beginner Division:

1. Will use the 8 x 8 x 8 x 8 Square **TWICE** around.
2. Athlete must follow a military beat throughout the entire Square or Super "8" Pattern.

3. Athlete will Begin at **PARADE REST** (4 counts) and come to **ATTENTION** (4 counts) with baton in a cradled position and on the final beat position baton at your nose while standing at the starting point of the designated area.
4. Starting with the LEFT foot, a Novice and Beginner Athletes will march eight (8) steps and Pivot or flank left or right and continue to march eight (8) steps and repeat in a square formation twice.



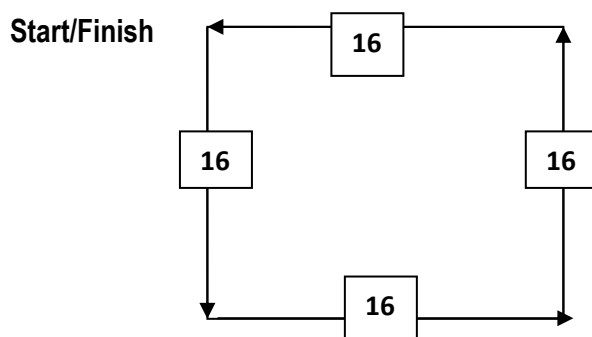
**B. Advanced Division:**

1. Will be done in a Super "8" Pattern.
2. Advanced Athletes will begin at Parade Rest/At Ease (4 counts) and come to Attention (3 counts) with baton in a cradled position and on the final beat position baton at your nose while standing at the starting point of the designated area.
3. Athlete will march straight forward eight (8) steps; flank or pivot left and march eight (8); flank or pivot left and march eight (8); flank or pivot left and march eight (8). This should put athlete back where they began.
4. Once back at the starting point, the athlete may Flank or pivot left and stop for 8 counts only before continuing on the rest of the pattern. More experienced athletes may choose to Flank or pivot left and continue the rest of the pattern.
5. Athlete will now march eight (8) straight forward; Flank or pivot right and march eight (8); Flank or pivot right and march eight (8); Flank or pivot right and march eight (8). This should put the athlete back at the starting position.
6. Once at the starting position, athlete will Flank or pivot right and end at Attention.

C. Athletes will be judged on leg lines, leg height, toe point, and posture.

D. Keeping on beat with the music throughout the entire pattern is essential.

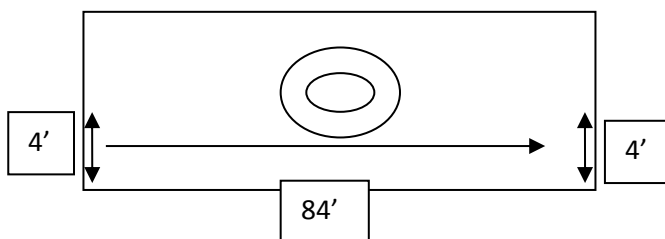
**IV. PARADE STRUT (MALE AND FEMALE ATHLETES)**



- A. A marching routine combined with twirling skill suitable for a parade.
- B. No gymnastic/tumbling are allowed.
- C. The floor pattern for the Challenger/Novice/Beginner Division is 16x16x16x16 Square
- D. Advanced is a Super "8". See Diagram Basic Strut Super "8" pattern.
- E. There may be an 8 count Presentation/Introduction.
- F. Routine begins with a courtesy pose or salute.
- G. The routine may have back steps, step ball changes, leaps, and kicks.

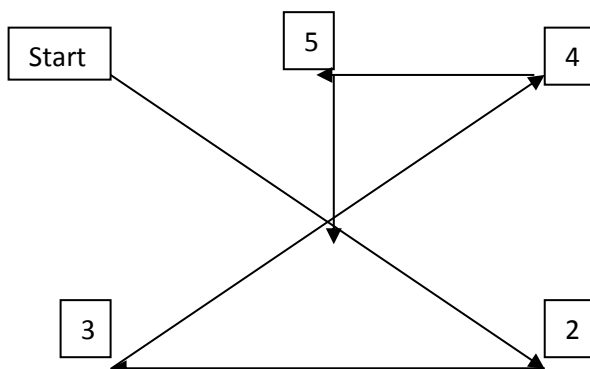
- H. All forms of marching may be incorporated (i.e. half steps, double time, etc.).
- I. Movement Forward must begin with LEFT foot.
- J. Continuous forward motion must be maintained throughout.
- K. No leg holds allowed.
- L. No Floor lunges allowed.
- M. Tosses, finger twirls, and rolls are acceptable.
- N. Routine ends with a courtesy pose or salute.
- O. Judging will be based on timing and audience appeal.

V. **STRAIGHT-LINE STRUT(MALE AND FEMALE ATHLETES)**



- A. This is executed down and back the length of the gym.
- B. A salute or courtesy pose required at beginning after optional introduction and at the end of the routine.
- C. There may be a short introduction prior to the salute or courtesy pose.
- D. There should be eight (8) counts of marching done (Starting on the Left foot) straight forward immediately after the salute or courtesy pose with **NO** release of baton.
- E. Then another eight (8) counts should be done after reaching mid-court. **NO** release of baton.
- F. Once you reach the end of the court; turn and continue back down the court to starting position.
- G. On return leg you must execute another 16 (sixteen) counts of marching (done consecutively or split as in leg one) back down the court. **NO** release of baton.
- H. Oblique moves are allowed past the middle.
- I. All twirling patterns may be displayed (i.e. Tosses, spins, rolls, finger twirls, flash, swing) when not marching.
- J. Athletes will be judged on leg lines, leg height, toe point, and posture.
- K. The Judge for this competition will stand in front of their table facing their lane.
- L. The Athlete will start to the Judges' right and continue down the floor to the Judges' left.

VI. **X-STRUT (MALE AND FEMALE ATHLETES)**

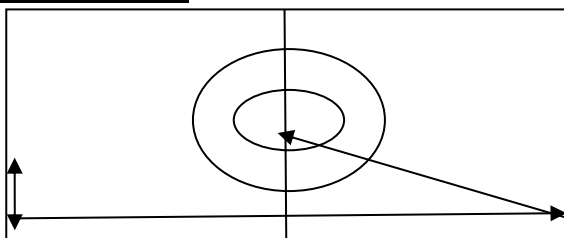


- A. This is done in an "X" formation.
- B. No tosses or gymnastic/tumbling are allowed.
- C. Baton must stay in a full hand grip at all times.
- D. No more than two (2) revolutions/loops of the baton at one time while holding the center of shaft can be executed, or it will be considered twirling.



- E. A penalty of .1 will be assessed for each instance where a performer “twirls” the baton; .5 for phasing.
- F. You may do back steps and retracing.
- G. You begin at judges left at the back of the designated lane.
- H. An opening presentation ending in a salute is required.
- I. First four (4) steps are Basic March with baton movement starting on the LEFT foot.
- J. Move diagonally to the judges’ right ending at the edge of the designated lane and turning right.
- K. First four (4) steps are Basic March with baton movement starting on the LEFT foot.
- L. Proceed straight across to the opposite edge of the lane and turn right again.
- M. First four (4) steps are Basic March with baton movement starting on the LEFT foot.
- N. Move diagonally to the upper corner of the lane and turn left.
- O. This is freestyle and marches are not required. Only go to the center of the lane and turn left once again.
- P. First four (4) steps are Basic March with baton movement coming toward the judge.
- Q. You may now do an oblique (not required) and end anywhere within the designated lane.
- R. Beauty and grace of leg lines, free hand, arms, and body are important.

**VII. COLLEGIATE PRE-GAME DOWNFIELD STRUT**



- A. This is done down the length of the gym. Then you must come to the center of the gym to finish your routine.
- B. This routine should exemplify what would be executed as downfield strut during a football game.
- C. A salute or courtesy pose required at the beginning and end.
- D. There may be a short introduction prior to the salute or courtesy pose.
- E. All twirling patterns may be displayed (i.e. Tosses, spins, rolls, finger twirls, flash, swing).
- F. Oblique moves, back steps, leaps, kicks.
- G. The athlete must use marching band music of his/her choice that must be suitable for a downfield strut.

**ALL-AROUND TWIRLING CHAMPION**

**NOTE: For Gymnastics/Tumbling Rules, Time Limits, Levels Offered, and Placements see General Information Section of Rulebook Pages 10-19.**

**I. All-Around Twirling Champion General Information**

- A. This category will be at the National/ AAU Junior Olympic Games.
- B. The athletes’ solo level determines the level that they will compete for All-Around Champion.
- C. To compete in this event at the AAU Junior Olympic Games, athletes must qualify at their District or Super Regional Competition.
  - 1. The top 10 athletes in each per age/status level will advance. (Example: (10) athletes from Novice 0-6, (10) athletes from Novice 10-12, (10) athletes from Beginner 0-6, etc. will each advance)/
  - 2. In the event that a district does not have a District or Super Regional Competition, athletes can apply for a waiver which will allow them to register for this event.
- D. At the District or Super Regional Competition and at the AAU Junior Olympic Games athletes must enter the All-Around Champion division (at their solo status level) AND also enter all 3-4 individual events under AAU events that are required for their status level. For example: An athlete that is beginner in solo will enter Beginner All-Around. The athlete must also enter AAU Solo, AAU Multiple Baton, and AAU Parade Strut at the level of which they are for each event.

- E. The winner of each status level will be determined by the placement points of each category added together. The person with the least amount of placement points will be the All Around Twirling Champion. Example: a Novice athlete places 1 in Solo One Baton; 2 in Parade Strut; and 3 in Dance Twirl. The athlete's placement points equal 6 (six). If that is the least amount of placement points, then the athlete wins the title.
- F. If a tie occurs in the All-Around Championship, the solo score will break the tie.

**II. ALL-AROUND TWIRLING CHAMPION REQUIRED EVENTS**

<u>All Around Twirling Champion</u>				
See requirements under Roman Numeral I in the All-Around Twirling Champion Section for qualifying procedures and competition requirements.				
<b>Challenger</b>	Solo One Baton	Basic Strut	Parade Strut	
<b>Novice</b>	Solo One Baton	Basic Strut	Parade Strut	
<b>Beginner</b>	Solo One Baton	Multiple Batons	Parade Strut	
<b>Intermediate</b>	Solo One Baton	Multiple Batons	X-Strut	
<b>Advanced</b>	Solo One Baton	X-Strut	Multiple Batons	Dance-Twirl Solo
<b>Elite</b>	Solo One Baton	X-Strut	Multiple Batons	Dance-Twirl Solo
<b>Collegiate</b>	Solo One Baton	Collegiate Half-time	Collegiate Pre-Game Downfield Strut	

**III. ALL-AROUND COLLEGIATE TWIRLING CHAMPION**

- A. This division is to determine the Collegiate All Around Champion. The “Most Outstanding College Twirler” will earn this title.
- B. An athlete who has graduated from high school and is enrolled at a college, university, technical college, or equivalent.
- C. An athlete must provide proof of enrollment or an acceptance letter in order to compete in this division.
- D. You do not have to be on your school’s twirling line to be eligible. You must be currently enrolled in the school you are representing.
- E. College male and female will compete together with the highest placed male and the highest placed female receiving gender specific titles (i.e. Men’s National/AAU Junior Olympic Collegiate Champion or Women’s National/AAU Junior Olympic Collegiate Champion).
- F. This division will incorporate four different categories: Solo One-Baton (Collegiate Age Division), College Half-Time, College Freestyle, and College Downfield Strut.

## GENERAL TEAM INFORMATION

**NOTE: For Gymnastics/Tumbling Rules, Time Limits, Levels Offered, and Placements see General Information Section of Rulebook Pages 10-19.**

### I. GENERAL TEAM RULES

- A. A team roster listing team members' name, age (by the age definition rule), date of birth, and team status level, along with musical selection, must be turned in to the contest director or designated person prior to the team entering the competition floor. (At AAU Nationals/AAU Junior Olympic Games, there must be one for preliminaries and finals).
- B. Team athletes must be able to provide a copy of their birth certificate the day of registration if asked to verify age by National Baton Twirling Committee.
- C. A team member may not compete against her/himself in team competition. The Team Twirl-Off is the only exception to this.
- D. All teams must qualify in ALL team events in which they wish to compete in at the AAU Nationals/AAU Junior Olympic Games.
- E. Grounding of the baton is NOT allowed in Dance Twirl Team, Twirl Team, and Street Parade Team. Grounding means the baton is out of the twirlers possession and is in a manner in which it could remain so without danger of it moving or changing position indefinitely.
- F. A team or corps is responsible for its own clean up detail. The floor must be clean for every competing team.
- G. No scenery or backdrops allowed in Dance Twirl Team, Twirl Team, Street Parade and Novelty Twirl Team.
- H. No props are to be used in Dance Twirl Team, Twirl Team, or Street Parade Team.
- I. Props **ARE** allowed in Novelty Twirl Team, Show-Twirl Team, and Auxiliary Team.
- J. No part or parts of the uniform may be removed during a performance to be used as a prop in Dance Twirl Team, Twirl Team, or Street Parade Team. It is allowed in Novelty Twirl Team, Show Twirl Team, and Auxiliary Team.
- K. No team is allowed to use pyrotechnics, discharge of arms, pressurized canisters, dangerous material, or inflammable liquids, etc.
- L. No team is permitted to use an auxiliary power source such as electric, battery, or transistor etc.
- M. Novelty batons may only be used in Auxiliary Baton Line, Novelty Twirl Team and Show Twirl Team.
- N. Music checks must be done prior at registration/check-in for the AAU Junior Olympic Games.

II. TEAM ELIGIBILITY: Each team must qualify in each category for which they want to compete at the AAU Nationals/AAU Junior Olympic Games.

### III. PERFORMANCE AREA

- A. High School Gym Regulations 84' long by 50' wide (Facility Depending).
- B. Junior High Gym Regulations 74' long by 42' wide (Facility Depending).

### IX. TWIRLING TIME

- A. When SAME SKILLS by ALL MEMBERS is done at the same time.
  - 1. Example: Novelty Twirl Team (50% of the members must be twirling).
- B. The following counts as twirling time:
  - 1. Any and all twirls that make one full revolution.
  - 2. Exchanges and tosses.
  - 3. Two-batons when executed as a result of a partner toss and the time it takes for a smooth return toss.
  - 4. A peel-off (Some form of twirling must continue as ripple is taking place-not just a pose).
- C. Twirling done with novelty equipment (hoops, ribbons, ruffles, flags etc) will be judged in timing for Novelty Twirl Teams and Auxiliary Majorette Lines.
- D. If a drop occurs when the required amount of members is twirling, timing continues unless the member does not immediately pick up the baton and continues with the routine.
- E. Twirling time has no restrictions as to where in the routine it is to be performed.

## TEAM EVENTS

**NOTE: For Gymnastics/Tumbling Rules, Time Limits, Levels Offered, and Placements see General Information Section of Rulebook Pages 10-19.**

### I. TWIRLING TEAM

#### A. Definition

1. A twirling team is two or more athletes twirling in unison with precision of marching and maneuvering. Changing places and staying in step with the beat of the music should be paramount. The routine must have an entrance, variety in twirling, exchanges, change in floor patterns, and an exit within the allotted time.

#### B. Routine Content

1. All members will start on the starting line.
2. A short introduction is acceptable prior to the salute.
3. Marching of all forms is allowed (On Beat, Half-time, Double time, kicks, Ball change, etc).
4. Partner exchanges, group exchanges, unison, and ripples should be utilized.
5. If routine appears to be a dance twirl routine done to march music then a two (2) point penalty will be assessed.

#### C. Scenery

1. Scenery or backdrops are **NOT** allowed.

#### D. Music

1. Twirl teams will twirl to march music provided by contest director.

#### E. Entrance and Exit

1. Starting Line position is optional. It is recommended that the far boundary line directly across from the judges' area be utilized.
2. Finish Line position is optional. It is recommended that the far boundary line directly across from the judges' area be utilized.
3. The team will then exit the competition area to the judge's right.

#### F. Performance Area

1. A designated performance area of 50' by 42' will be provided for the Twirling Teams. (i.e. one half of the gym floor).
2. When available designated performance area of 84' by 50' will be provided.

#### G. Judging

1. Twirl team is judged on Twirling, Teamwork, Choreography, Technique and Quality of performance. Additional categories for judging the team include Appearance, Showmanship, and Presentation.

### II. DANCE TWIRL TEAM

#### A. Definition

1. A team of two or more twirling athletes using one baton per member, performing in unison, and whose performance is accompanied by recorded or taped music of their preference. The performance should be creative in choreography as well as costume. The routine will be a musical interpretation through movement with expression and baton, including an introduction, dynamic effects, a conclusion, and possibly a theme. It is essential that a Dance Twirl routine have its dance steps coordinated with the music. It will incorporate beauty of legwork, footwork, and bodywork with the baton. It must have combinations of baton and dance material. It will use space properly. The floor pattern will be a design. The primary goal in Dance Twirl is a routine with continuous dance while twirling with dance steps and twirling having the same degree of difficulty.

**B. Routine Content**

1. All forms of dance may be used.
2. Full hand, contact material, finger twirls, rolls, partner exchanges, group exchanges may be used.

**C. Scenery**

1. Scenery or backdrops are **NOT** allowed.

**D. Music**

1. Dance Twirl Teams will use music of their choice.
2. Please use good taste, age appropriateness, and avoid profanity if possible.
3. For the AAU Junior Olympic Games/National Baton Competition music must be sent in via hard copy or emailed in MP3 or MP4 format by the competition registration deadline. See Music Rules Page 17.

**E. Entrance and Exit**

1. The starting line and finish line are unrestricted.
2. Dance Twirl Team Athletes may position themselves on or off the competition performance area before the timing begins for the routine.
3. After the routine is complete, the team will proceed off the competition floor.

**F. Performance Area**

1. A Dance Twirl Team has the entire gym floor (84' by 50') to perform.

**G. Judging**

1. A Dance Twirl Team is judged on Twirling, Dancing, Choreography, Technique and Quality of Performance, and Appearance and Showmanship.

**III. NOVELTY TWIRL TEAM**

**A. Definition**

1. A team of two or more twirling athletes performing a routine that is entertaining and impressive to present to an audience. It should be choreographed to be appropriate for performance at athletic events, school, or civic functions. This category can be theme oriented. Props may be used, but **baton twirling** must be done for 1:30 of the allotted time. Twirling may be split up between props or done all at once. A novelty baton such as a double flag or pom-pom baton may be used as for twirling time. Single flags, streamers, swing flags, canes etc. are props.

**B. Routine Content**

1. Contents should consist of at least 50% of its team members twirling a baton.
2. A Novelty Twirl Team routine should consist of twirling single or multiple batons and/or other twirling equipment.
3. Props can include ribbons, hats, canes, scarves, chairs, balls, etc., which must be incorporated with dance and body movements.

**C. Scenery/Props**

1. Scenery or backdrops are **NOT** allowed.
2. Containers for props or twirling equipment can be no more than 36" (3 feet) tall when the props are inside.
3. **All props/containers MUST be used at some point in the routine or it will be considered scenery and a penalty will be assessed.**

**D. Twirling Time**

1. Baton Twirling must be done for 1:30 of the time by all members executing the same skill level.

**E. Music**

1. Novelty Twirl Teams will use music of their choice.
2. Please use good taste, age appropriateness, and avoid profanity if possible.
3. For the AAU Junior Olympic Games/National Baton Competition music must be sent in via hard copy or emailed in MP3 orMP4 format by the competition registration deadline. See Music Rules Page 17.

**F. Entrance and Exits**

1. Positioning on the floor is optional.
2. It is recommended that the team enters from the judges left and exits to the judges' right.
3. The set up time should be executed quickly and in an orderly fashion.
4. Proper protection for the floor surface must be addressed when placing props on the competition floor.
5. Team responsible for clean-up of the performance area.

**G. Performance Area**

1. A Novelty Twirl Team has the entire gym floor (84' by 50') to perform.

**H. Judging**

1. A performance will be judged on Content, Teamwork, Choreography, Technique & Quality of Performance, Showmanship and Presentation.
2. A routine that is choreographed for a single baton dance twirl team will not receive a placement award.

**IV. STREET PARADE TEAM**

**A. Definition**

1. This team you would see in a local parade. The team performs street worthy patterns and must do a reviewing stand portion when reaching the middle of the performance area. Continuous foot motion must be maintained throughout entire routine. Marching and maintain the beat is paramount.

**B. Routine Content**

1. One baton shall be used.
2. To the Rears, Oblique's Faces, and Mark Times are allowed.
3. Continuous foot motion can be on the beat, half-time, double time, kicks, leaps etc.
4. Kneeling can be done as long as the ball of the foot stays touching the floor.
5. Twirling is required while continuous foot motion is maintained.
6. All forms of twirling allowed i.e. tosses, finger twirls, rolls, exchanges, etc.
7. A Salute is optional.

**C. Scenery**

1. Scenery or backdrops are **NOT** allowed.

**D. Banner**

1. A banner may be carried in front of the Street Parade Team.
2. If a color guard is utilized, proper guarding must be maintained.
3. See National Colors under General Corps Rules.

**E. Music**

1. Street Parade Teams will use music of their choice.
2. Please use good taste, age appropriateness, and avoid profanity if possible.
3. For the AAU Junior Olympic Games/National Baton Competition music must be sent in via hard copy or emailed in MP3 orMP4 format by the competition registration deadline. See Music Rules Page 17.

#### **F. Entrance and Exit**

1. Team centers from the baseline to the judges' left.
2. Proceed down the length of the gym once.
3. You may do a Grandstand portion midcourt.
4. Continue forward until the last athlete of the team crosses the baseline to the judges' right.
5. A final pose may be done but ALL members must have crossed the Final Boundary("the baseline").

#### **G. Performance Area**

1. A Street Parade Team has the entire gym floor (84' by 50') to perform.

#### **H. Judging**

1. Performance will be judged on content, unison, showmanship, uniform and neat appearance, and the ability to stay in step with the music.
2. Gymnastic/Tumbling skills incorporated Team will be judged under routine Content caption as specialties.

### **V. SHOW TWIRL TEAM**

#### **A. Definition**

1. A Show Twirl Team literally puts on a show. You must have 4 (four) or more athletes. This is theme oriented where costuming and choreography must reflect your theme. Backdrops no more than 12' high can be utilized to enhance your routine, but are not required. The routine must have baton twirling for at least 2 (two) minutes of the routine which can be done all at once or spread throughout the entire routine. Props may be used to help enhance the performance. Gymnastic/Tumbling skills are allowed but are not required.

#### **B. Routine Content**

1. Variety and Difficulty of twirls, ambidexterity, partner /group sequences along with exchanges.
2. Musical expression, rhythm and timing, unison, and creativity.
3. Changing of floor patterns, floor coverage, audience appeal, entertaining and dynamic effects.
4. Alignment, spacing, perfection, precision, uniformity of body, baton, and use of props used.
5. Showmanship, personality projection, Expression.

#### **C. Scenery**

1. Scenery or backdrops **ARE** allowed.
2. These items enhance the performance to help convey the concept of the routine.
3. They may be no higher than 12'(feet).

#### **D. Twirling Time**

1. Twirling Time is 2:00 Minutes Minimum by all members executing the same skill level.

#### **E. Music**

1. Show Twirl Teams will use music of their choice.
2. Please use good taste, age appropriateness, and avoid profanity if possible.
3. For the AAU Junior Olympic Games/National Baton Competition music must be sent in via hard copy or emailed in MP3 orMP4 format by the competition registration deadline. See Music Rules Page 17.

#### **F. Entrance and Exit**

1. Positioning on the floor is optional.
2. It is recommended that the team enters from the judges left and exits to the judges' right.
3. The set up time should be executed quickly and in an orderly fashion.
4. Proper protection for the floor surface must be addressed when placing props on the competition floor.

**G. Performance Area**

1. A Show Twirl Team has the entire gym floor (84' by 50') to perform.

**H. Judging**

1. A performance will be judged on Content, Teamwork, Choreography, Technique & Quality of Performance, Showmanship and Presentation.
2. Gymnastic/Tumbling skills incorporated Show Twirl Team will be judged under routine Choreography caption as specialties.
3. A routine that is choreographed for a single baton dance twirl team will not receive a placement award.

**VI. COLLEGE MAJORETTE LINE**

**A. Definition**

1. A team performs a routine to marching band music and incorporates the school fight song. It should be entertaining, age appropriate, and within good taste. This should be a routine that can be done at any school or civic function. It should resemble what you may perform on the field or during a halftime performance.

**B. Routine Content**

1. There should be drill patterns with marching and maneuvering, stand still portions, along with props that would be utilized on the field.
2. Group sequences, exchanges, two and three or more batons can be incorporated.
3. Other equipment i.e. streamers, hoops etc. may be incorporated as well.

**C. Scenery**

1. Scenery or backdrops **ARE** allowed.
2. These items enhance the performance to help convey the concept of the routine.
3. They may be no higher than 12'(feet).
4. Containers for props or twirling equipment can be no more than 36" (3 feet) tall when the props are inside.

**D. Music**

1. Marching band music must be used.
2. The school fight song must be included at some point of the music.
3. Change of pace is encouraged.
4. For the AAU Junior Olympic Games/National Baton Competition music must be sent in via hard copy or emailed in MP3 orMP4 format by the competition registration deadline. See Music Rules Page 17.

**E. Entrance and Exit**

1. Positioning on the floor is optional.
2. It is recommended that the team enters from the judges left and exits to the judges' right.
3. The set up time should be executed quickly and in an orderly fashion.
4. Proper protection for the floor surface must be addressed when placing props on the competition floor.
5. Collegiate Majorette Line responsible for clean-up of performance area.

**F. Performance Area**

1. A Collegiate Majorette Line has the entire gym floor (84' by 50') to perform.

**G. Judging**

1. A majorette line will be judged on routine content, teamwork, production (general effect), technique, along with appearance, showmanship and presentation.



## VII. AUXILIARY TEAM

### A. Definition

1. An Auxiliary Team performs WITH or WITHOUT a baton. It can be theme oriented with costuming to enhance the performance. It should be entertaining and suitable for school functions, civic functions, and other athletic events. Creativity and imagination are your tools. You can use tall flags, swing flags, rifles, pom-poms, sabers, etc. or any combination of equipment. This would also include a drill team or dance line.

### B. Categories

1. Pom Line:
  - a. Four or more athletes using poms to demonstrate synchronized moves, ripples, etc. in a sharp manner.
2. Dance Lines:
  - a. Four or more athletes using all forms of dance such as ballet, jazz, lyrical, and hip hop to demonstrate technique in a tasteful and appropriate manner.
3. Guard:
  - a. Four or more athletes using tall flags, swing flags, sabers, rifles, and any other creative prop (hats, canes, etc.) to entertain. Equipment changes are not required. Teams should focus on proper technique of equipment and creativity.
4. School Majorette Line:
  - a. Two or more athletes performing a routine. Routine may consist of one, two, or three batons along with novelty batons/props (streamers, hoop batons, flag batons, etc.).
  - b. Routine should resemble a routine that could be performed on the field or during a halftime performance.

### C. Routine Content

1. The routine must have movement and dancing along with the equipment being manipulated.
2. The routine must have contact material, spins, tosses, exchanges, and group sequences.
3. This routine should have dynamic movement with equipment and ease of flow of transitions of equipment and floor coverage.
4. The team must have unison, teamwork, proper skills of equipment being used, and audience appeal.

### D. Scenery

1. Scenery or backdrops **ARE** allowed.
2. These items enhance the performance to help convey the concept of the routine.
3. They may be no higher than 12'(feet).
4. Containers for props or twirling equipment can be no more than 36" (3 feet) tall when the props are inside.

### E. Music

1. Auxiliary Teams will use music of their choice.
2. Please use good taste, age appropriateness, and avoid profanity if possible.
3. Band music may be used if so desired.
4. For the AAU Junior Olympic Games/National Baton Competition music must be sent in via hard copy or emailed in MP3 orMP4 format by the competition registration deadline. See Music Rules Page 17.

### F. Entrance and Exit

1. Positioning on the floor is optional.
2. It is recommended that the team enters from the judges left and exits to the judges' right.
3. The set up time should be executed quickly and in an orderly fashion.
4. Proper protection for the floor surface must be addressed when placing props on the competition floor.
5. Auxiliary Team responsible for clean-up of performance area.

**G. Performance Area**

1. An Auxiliary Team has the entire gym floor (84' by 50') to perform.

**H. Judging**

1. An Auxiliary Team will be judged on Equipment, Movement and Dancing, General Effect, and Technique.

**VIII. DRILL TEAM**

**A. Definition**

1. A team of athletes who demonstrate accuracy and precision of marching and maneuvering, along with the ability to keep tempo, spacing, and alignment while holding a baton in a cradle or traditional position.

**B. Gymnastics/Tumbling**

1. No Gymnastic Skills allowed.

**C. Categories**

1. Military
2. Freestyle

**D. Routine Content**

**1. Military**

- a. Must Maintain Constant Left-Right tempo.
- b. May have High Mark Time.
- c. May have Low Mark Time.
- d. May do Side Steps.
- e. May change length of stride.
- f. Verbal commands may be done by the commanding officer only.
- g. Tempo will be set by the commanding officer MUST be maintained throughout entire performance.
- h. No Change of Pace Allowed.
- i. No Dance Steps (i.e. Ball changes; step hop; jazz runs etc.).
- j. Basic Military Marching ONLY .
- k. Arm swings allowed.
- l. ABSOLUTELY NO TWIRLING (Baton must stay in Cradled or Traditional Hold) .
- m. Facial Expression should be Military (Serious NO smile).

**2. Freestyle**

- a. Must Maintain Constant Left-Right tempo.
- b. May have High Mark Time.
- c. May have Low Mark Time.
- d. May do Side Steps.
- e. May change length of stride.
- f. Change of tempo or pace Allowed.
- g. Double- time; Half-time; or three quarter-time allowed.
- h. Step ball change; Step Kicks; Step hops; Step dig; Jazz runs.
- i. Chants; Verbal Commands; Vocal accompaniment from team members and commanding officer Allowed.
- j. Special foot work may also be utilized as long as the line of direction is maintained with continuous foot movement.
- k. ABSOLUTELY NO TWIRLING this includes loops, whips, tosses, etc.
- l. Arm movements allowed in a Cradled, Traditional, or a combination of both.
- m. A change of facial expression to enhance mood while performing.

## E. Scenery

1. Scenery or backdrops are **NOT** allowed.

## F. Additional Timing Information

1. Commanding officer calls the team to attention and gives a courtesy salute or bow to judges.
2. Timing begins with the command of the officer for the team to begin performance.
3. Timing ends when the last team member crosses the sideline to the judges' right.
4. A courtesy salute or bow is given by the commanding officer to signal that the performance is over.

## G. Music

1. NO recorded or live Music is to be used.

## H. Entrance and Exit

1. Team will enter from the judges left.
2. Team will exit to judges right.

## I. Performance Area

1. A Drill Team (Military or Freestyle) has the entire gym floor (84' by 50') to perform.

## J. Judging

1. Changing of floor patterns.
2. Alignment and spacing.
3. Intervals while performing forward marching, backward marching, To the Rears, Columns, Flanks.
4. Optional Pinwheels and Company Fronts.
5. Uniformity of head and hand movements while noting scrutiny of each individual's military bearing, posture, chin level, ability to perform sharp flanks and corners along with snappy pivots.
6. Uniformity of marching style (heel and toe placement, knee height, stride).
7. Posture, head level, chin level, eye levels.
8. Special credit to teams with costume and drills complimenting each other.

# GENERAL CORP INFORMATION

**NOTE: For Gymnastics/Tumbling Rules, Time Limits, Levels Offered, and Placements see General Information Section of Rulebook Pages 10-19.**

## I. General Corp Rules

- A. There are 2 (Two) different types of Corps Twirling Corps and Parade Corps.
- B. **A Corps roster** listing members' name, age (by the age definition rule), and date of birth along with musical selection, must be turned in to the contest director prior to the team competes. (*At AAU Nationals/AAU Junior Olympic Games, there must be one for preliminaries and finals.*)
- C. **A Corps' member** may not compete against her/himself in team competition.
- D. **The Corps is responsible:**
  1. For its own clean-up details, as the floor must be clean for the next competing Corps.
  2. For damage to the floor. This includes scuffing as well as black marks.
- E. No rolled equipment, backdrops, or scenery allowed.
- F. If equipment is dropped out of bounds and the athlete has to cross the boundary to retrieve equipment, penalties will be assessed.
- G. No Basic Color Guard Allowed in Parade Corps or Twirling Corps. In Parade Corps, Color Guard equipment may be used (by some members), but baton twirling is required.

- H. Grounding of baton **ALLOWED** in **TWIRLING CORPS.**
- I. There is **NO** grounding of batons allowed in **PARADE CORPS.**

## II. **Corps Classifications:**

- A. Corp Levels: All corps will compete at one level; there will not be Beginner or Advanced levels.
- B. Corps entering more than one classification (i.e. Junior Parade Corps and Senior Parade Corps) must have entirely different themes and music.

## III. **Corps Size:**

- A. At qualifiers, contest directors may combine sizes of corps if the number of entries does not warrant separate divisions. When attending the AAU Junior Olympic Games corps would enter their correct size.

## IV. **Performance Area**

- A. The performance area for Parade and Twirling Corps is 84' by 50'.
- B. The inside measurements of the taped line should be the required size with the corners marked with cones.
- C. A Corps may remove the cone(s), as long as they are put back for the next Corps.
- D. For Parade Corps, additional 25' street markings shall be taped.

## V. **Twirling Time**

- A. When Baton twirling by Ten (10) athletes for Small, Fifteen (15) athletes for Large, and Twenty (20) athletes is done at one time.
- B. Included in the timing are any twirls that make one full revolution.
- C. Exchanges and tosses are included.
- D. Two batons, when executed as a result of a partner toss and the time it takes for a smooth return toss.
- E. A Peel-off counts in timing even though twirling differs as the ripple is finished. ***Some form of twirling must continue not just a pose.***
- F. Any twirling by less than the required amount of members or twirling done by novelties (hoops, ribbons, ruffles, flags, etc.) will NOT be judged in timing.
- G. If a drop occurs when the required amount of members is twirling, timing continues unless the member does not immediately pick up the baton and continues with the routine.
- H. Twirling time has no restrictions as to where it is to be performed and therefore is timed throughout the entire floor time.

## VI. **Corps Eligibility**

- A. All Corps, regardless of the final qualifying position at the AAU District Championships will be eligible to compete at the AAU Nationals/AAU Junior Olympic Games.
- B. Six Corps will qualify for the AAU Nationals/AAU Junior Olympic Games.

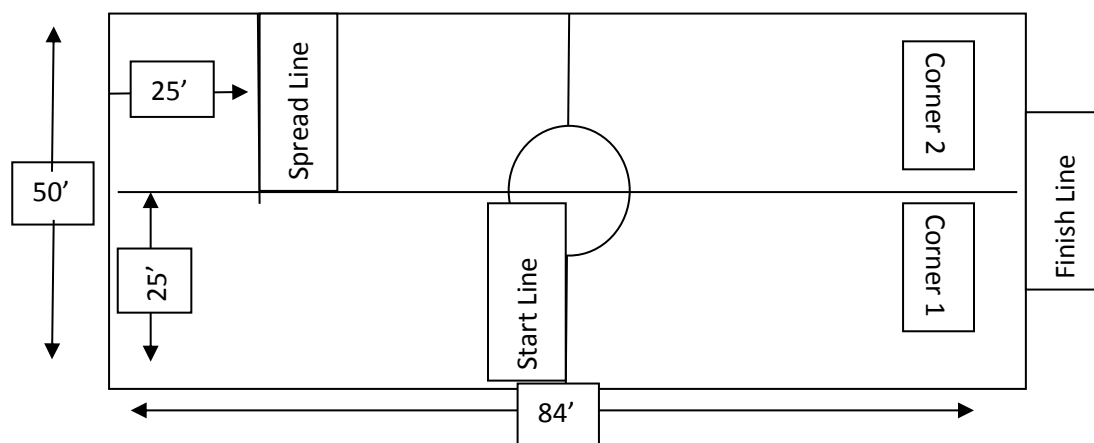
## CORP EVENTS

**NOTE: For Gymnastics/Tumbling Rules, Time Limits, Levels Offered, and Placements see General Information Section of Rulebook Pages 10-19.**

### I. PARADE CORPS

#### A. Definition

1. A group of 10-14 athletes (Small ), 15-19 (Large), and 20+ (Extra Large) for Juvenile/Junior/Senior, who perform a routine that emphasizes and is suitable for a street parade with the final section being a parade reviewing stand type of performance utilizing drill patterns and different marching styles and techniques.



#### B. Routine Content

1. The Corps will stay within the 25' (feet) street width upon entrance and will maintain that width formation as the corps follows the floor pattern the length (84') of the gym making a left corner and continue the width (50') of the gym and execute another left corner.
2. Once you finish the corner, you continue the length of the gym (55') which is then the spread line.
3. Once every corps member passes the spread line, you may do your reviewing stand section using the entire floor.
4. Continuous foot motion MUST be maintained throughout entire routine.
5. Exchanges, partner sequences, group sequences, incorporation of drill patterns/pictures may be included.
6. Continuous foot motion must be maintained at all times.
7. Allowable foot motions includes on the beat, half-time, double time, ball changes, kicks, leaps, kneeling (as long as the ball of foot is still touching the floor), and no more than a two (2) spin.

#### C. Entrance and Exit

1. All members must enter the 25' alley to the judges left.
2. Opening position should not pass half court.
3. Exit will be the far boundary at the judges' right.

#### D. Music

1. The choice of music is up to each Corps' discretion.
2. Please use good taste, age appropriateness, and avoid profanity if possible.
3. For the AAU Junior Olympic Games/National Baton Competition music must be sent in via hard copy or emailed in MP3 or MP4 format by the competition registration deadline. See Music Rules Page 17.

#### E. Additional Timing Information

1. Twirling time is 1:00 minute minimum with a 4:00 minute maximum.
2. Timing begins with the first movement of a Corps' member(s) after being announced to proceed.

3. Timing ends when the last Corps member crosses the finish line or the last note of the music with a final pose being held for at least three counts.

**F. Entrance and Exit**

1. All members must enter the 25' alley to the judges left.
2. Opening position should not pass half court.
3. Exit will be the far boundary at the judges' right.

**G. Judging**

1. Twirling, General Effect, Marching and Maneuvering, and Parade style are the captions to be judged.
2. Penalties will be assessed for dropped batons or equipment, 2-hand catches, Falls, Breaks, Off Pattern, and Unison.
3. Penalty marks will also be given for failure to retrieve baton within reasonable time, or before leaving the performance area.
4. Marching and Maneuvering penalties will include out of step, alignment, precision, phasing, in and out of boundaries.
5. Individual and corps penalties may be assessed for not having continuous foot motion, crossing the 25' area, entering and exiting from wrong boundary, and executing more than a 2 (two) spin.
6. All other applicable penalties will also apply.

**II. TWIRLING CORPS**

**A. Definition**

1. A group of 10-14 athletes (Small ), 15-19 (Large), 20+ (Extra Large) who perform a routine that emphasizes drill patterns and one baton twirling. Two baton, Three batons or more Batons may be utilized by tossing to other team members. The total amount of batons allowed are the amount of athletes in the Corps.

**B. Routine Content**

1. A variety of ambidextrous (using both hands to execute skills) contact material, aerials, rolls, and finger twirls.
2. The routine should have exchanges and group sequences.
3. There should be difficulty as able by all athletes performing.
4. You should show technique, speed, smoothness, along with showmanship and grace.
5. Unison should play a significant part of the content.

**C. Entrance and Exit**

1. The starting line is unrestricted.
2. Corps members may position themselves on or off the competition floor.
3. When the routine is complete, all members must exit to the judge's right before clean up detail begins.

**D. Scenery**

1. Scenery or backdrops **ARE NOT** allowed.

**E. Music**

1. The choice of music is up to each Corps' discretion.
2. Please use good taste, age appropriateness, and avoid profanity if possible.
3. For the AAU Junior Olympic Games/National Baton Competition music must be sent in via hard copy or emailed in MP3 or MP4 format by the competition registration deadline. See Music Rules Page 17.

**F. Judging**

1. Judging will be based on Twirling, Drill patterns and Novelty, General Effect, and Technique

2. Penalties will be assessed for dropped batons or equipment, 2-hand catches, Falls, Breaks, Off Pattern, and Unison.
3. Penalty marks will also be given for failure to retrieve baton within reasonable time, or before leaving the performance area.
4. All other applicable penalties will also apply.

**G. National Colors**

1. A color guard is optional.
2. If the national colors are presented, they must be properly guarded by one athlete with a weapon.
3. Authorized weapons are rifles, simulated rifles, side arms (pistol), simulated side arms, sabers, or swords.
4. The distance of the guard should be no more than 3 (three) paces from the national colors.
5. If national colors are presented, they cannot side step, back step, to the rear, about face, or engage in dance steps.
6. The national colors shall not be lower than other flags. It may be equal to or higher than other flags.
7. National colors must be aloft and free.
8. The national colors may not be dipped or touch the ground.
9. If the national colors use an eagle as a finish piece, it must face forward.
10. National color carriers must not be armed, but must wear headgear.
11. No one may pass through the national colors and its guard.

## SPORTS OPERATION

**I. Event Operating Rules**

- A. The National Youth Championship rules and policies are the same as the District rules and policies.

**II. Facilities/Competition Area**

- A. Local: The facilities/competition area will be dependent on what is available.
- B. District and Regional: The facilities/competition area will be dependent on what is available. Each contest director should do their best to provide a facility that is adequate for competition.
- C. AAU Nationals/AAU Junior Olympic Games: The host city will provide different venues for different sports and the National Chair will choose the best options unless no choice is given.

**III. Equipment**

- A. Individuals, teams, and corps are responsible for having their own equipment.

**IV. Supportive Coach**

- A. This coach is one who gives moral and emotional support to the athlete such as a parent or family member.
- B. You must be an AAU member.
- C. You must follow the AAU Baton Twirling Rules set forth.
- D. You must wear the designated Black polo in order to be in the practice area at the AAU Baton Twirling Nationals/AAU Junior Olympic Games.
- E. You may NOT be on the competition floor at the AAU Nationals/AAU Junior Olympic Games. Only if you are accompanying a Challenger athlete to the lane may you be on the performance floor.
- F. You need to maintain responsibility that the athlete you are supporting also follows the rules set forth.
- G. You should set examples of good sportsmanship.
- H. If an athlete's technical coach is not at the AAU Nationals/AAU Junior Olympic Games, you may be the voice if a question, concern, or verification/violation of rules is necessary.

V. **Technical Coach**

- A. You must be an AAU member.
- B. You must complete the PCA training online for all coaches.
- C. You must follow the AAU Baton Twirling Rules that have been set forth.
- D. You must wear the designated Gray coach's polo in order to be in the practice area and on the competition floor at the AAU Baton Twirling Nationals/AAU Junior Olympic Games. If you choose to wear the Black designated coach's polo you may only be in the practice area and NOT on the competition floor.
- E. You are responsible to inform all of your athletes, parents, and siblings of the rules which have been set forth for all athletes.
- F. You should set examples of good sportsmanship.
- G. You will be the voice for any of your individual, team, or corps' athletes if a question, concern, or violation of rules is necessary.
- H. Must complete the required test over the rulebook.

VI. **Format/ Scheduling**

- A. Please refer to the Contest Directors packet.

VII. **Entry Procedures**

- A. Locally it will be up to the contest director. Directors please see Directors Packet.
- B. District Qualifiers must make certain that every athlete has their AAU membership up to date. Directors please see Directors Packet.
- C. AAU Nationals/AAU Junior Olympic Games: Your entry must be completed online and all entry fees sent to the AAU. You must also send a copy of what you are entering for the AAU National/AAU Junior Olympic Games to the National Chair.

VIII. **Placement**

- A. When one judge is being utilized, the final score will be used for placement of the athletes.
- B. If a tie occurs, a duplicate award will be given for that place and the next place will be skipped. (Example: If there is a tie for 2<sup>nd</sup> place: 2(two) second place awards will be given out and there will be no 3<sup>rd</sup> place given and then proceed with 4<sup>th</sup> through 5<sup>th</sup> place).
- C. When more than one judge is utilized for a category, the final score will determine the placement from each judge. The **placement** from each judge will then be added together. Whichever athlete or team has the *lowest combined placement points* will then determine the winner.
- D. **ALL TIES** will be broken by averaging the total scores from the preliminary round and the final round.
- E. If a tie remains after the above method has been applied; the tie remains and duplicate awards will be given for that place and the next place will be skipped. (Example: there is a tie for 2<sup>nd</sup> place: 2 (two) second place awards will be given out and there will be no 3<sup>rd</sup> place given and then proceed with 4<sup>th</sup> through 5<sup>th</sup> place).

## DEFINITION OF PENALTIES

I. **Break**

- A. Unintentional stop of baton inhibiting the flow & continuity of a routine.
- B. 0.1 will be assessed for each violation.

II. **Slip**

- A. Unintentional slide of baton in hand inhibiting the flow and continuity of a routine.
- B. 0.1 will be assessed for each violation.



- III. Off Pattern**  
A. If baton is not perpendicular to the floor when vertical or parallel to the floor when flat either side-to-side or front to back. If NOT then the baton is considered in between patterns making it an off pattern twirl.  
B. 0.1 will be assessed per violation.
- IV. Unison**  
A. When teams and corps perform like skills at the same speed, tempo of music, use of body, legs, arms, hands, and feet.  
B. 0.1 will be assessed if one or more athletes are out of sync for each violation.
- V. Alignment/Bearing**  
A. This is the arrangement or position of athletes in lines or other relative positions  
B. 0.1 will be assessed for each violation
- VI. Out of Position**  
A. When a skill is performed outside of the designated area before attempting to get back within the designated area.  
B. 0.1 per violation will be assessed.
- VII. Out of Bounds**  
A. This is when an individual athlete or an entire team steps across the boundary lines either marching or retrieving a baton or piece of equipment.  
B. 0.1 will be assessed for each violation.
- VIII. Overtime/Under time**  
A. This is being over the maximum time allotted for a routine or being under the minimum time allotted for a routine.  
B. 0.1 per second will be assessed either way.
- IX. Marching and Maneuvering**  
A. This includes alignment, bearing, precision, and phasing errors.  
B. 0.1 per violation will be assessed.
- X. Corners**  
A. This is the ability of the athlete to execute proper corners in Basic and Military Strutting  
B. 0.1 will be assessed per occurrence
- XI. Drop**  
A. Any equipment that hits the floor due to loss of control. This includes batons, flags, pom-poms, etc.  
B. 0.5 will be assessed per drop no matter what category.
- XII. Two-Hand Catch**  
A. Any release of a baton that is caught with both hands, or forearms.  
B. 0.5 will be assessed per violation no matter what category.

**XIII. Fall**

- A. Unintentional floor contact in which the athlete's body hits the ground.
- B. 0.5 will be assessed per occurrence.

**XIV. Failure to Retrieve Baton**

- A. When an athlete drops their baton and fails to retrieve it within a reasonable time
- B. 0.5 will be assessed per violation

**XV. Off Beat/Phasing**

- A. When an athlete is not on beat with the music.
- B. Any off beat violation that has not been corrected within four counts will be considered an Out of Step violation.
- C. 0.5 will be assessed per violation.

**XVI. Out of Step**

- A. When an athlete is not on the left foot with the odd number beat of the music.
- B. 0.5 will be assessed per violation.
- C. Any out of step violation that has not been corrected within four counts will be a major violation.
- D. 2.0 will be assessed for a major out of step violation.

**XVII. Omitted Required Elements**

- A. When an athlete leaves out a particular movement or does not complete a required formation in a routine.
- B. Examples: In Basic/Military March- Not doing Parade Rest; Taking 6 steps instead of 8 per leg.
- C. Not doing a Salute in X-Strut.
- D. 0.5 will be assessed per violation.

**XVIII. Salute**

- A. A salute is done with a baton in the right hand with the back of the right hand touching the hollow of the left shoulder with the right elbow level with the top of shoulder, palm out, fingers together and the shaft of the baton is vertical with the ball of the baton facing upward. Feet position is optional.
- B. 0.5 for Improper Salute (if required) violation.
- C. 1.0 for Failure to Salute (if required) violation.

**XIX. Courtesy Pose**

- A. A courtesy pose can be done in any fashion. It is simply a pose indicating to the judge that you are ready to begin your routine/performance.
- B. 1.0 will be given for this violation.

**XX. Failure to Parade Rest**

- A. This is when an athlete feet are shoulder width apart; baton carriage is optional. This is executed before the athlete comes to attention in struts.
- B. 1.0 will be given for each violation

**XXI. Floor Pattern**

- A. This is when the athlete fails to execute the correct floor pattern in strutting
- B. 2.0 will be given for each violation

**XXII. Gymnastics**

**A. Exceeding Gymnastic Skills**

- 1. This is when a soloist or team executes more than the allowed 2 gymnastic moves per routine.
- 2. 2.0 will be assessed per move.

**B. Unsafe Gymnastics**

- 1. This is when an athlete executes any or all of the following:
  - a. Gymnastics moves with props in hand which are considered dangerous or unsafe.
  - b. Gymnastic moves with poms in hand.
  - c. Gymnastic moves on top of equipment/props.
  - d. Gymnastic moves as dismounts from equipment/props.
  - e. Gymnastics that are not allowed.
- 2. 2.0 will be assessed for each violation.

**XXIII. Exceeding Skills in Status Level**

- A. This is executing more spins, illusions, or elbows under a toss in which the hips and shoulders go beyond the starting point under a piece of equipment in the status level that restricts the skill.
- B. Example: An athlete performs a three spin backhand catch under the right leg facing left side in the Novice status. This is a violation.
- C. 2.0 will be assessed per violation.

**XXIV. Intentional Delay of Contest**

- A. If the athlete, team, or corps does not appear in a reasonable amount of time (no more than 5 minutes without an explanation to the National Chair), then the judge, employed for the competition (at the National AAU Junior Olympic Games Competition- National AAU Baton Twirling Committee), may assess a penalty.
- B. 2.0 will be given for this violation.

**XXV. Rosin/Powder/Sports Enhancing Product**

- A. Rosin/powder is a ground chalklike substance used to soak sweat from hands and is **NOT** permitted.
- B. A sports enhancing product is any substance that can be applied (wet or dry) to the athlete's hands, feet, or body that would affect their overall performance.
- C. 2.0 penalty will be assessed if used.

**XXVI. Failure to Provide Roster**

- A. A list of athletes, with name, age, team or corps status, and music selection must be turned in at prior to Preliminaries and Finals.
- B. This must be turned in when the team is on the ready line.
- C. 2.0 will be assessed for failure to provide roster for prelims and finals.

- XXVII. Failure to Provide Proof of Age**  
A. This is when an athlete (soloist or team) cannot provide proof of age if asked.  
B. 2.0 will be assessed for each athlete that cannot provide proof of age.
- XXVIII. Use of Scenery/Backdrop Not Permitted**  
A. An individual, team, or corps using scenery, backdrops, props not permitted during the performance of the routine.  
B. 2.0 will be assessed for each violation.
- XXIX. Prop Violation**  
A. An individual, team, or corps using equipment not permitted during the performance of the routine.  
1. Example: Athlete uses 3 batons in solo dance twirl when only one is allowed. Athlete would receive a 4.0 penalty (one penalty for each additional baton used).  
B. 2.0 will be assessed for each violation.
- XXX. Use of Additional Member**  
A. An individual, team, or corps using too many members during the performance of the routine.  
B. 2.0 will be assessed for each violation.
- XXXI. Performance not suitable**  
A. If the judges view the performance as a routine that is not specifically constructed for the category in which an athlete, team, or corps is performing, then a penalty will be given by each judge.  
B. 2.0 will be assessed per judge.
- XXXII. Floor Damage**  
A. This is when an individual, team, or corps does something to ruin the finish, nick or destroy the floor in any major way in which repairs must be made.  
B. Responsibility will fall on the individual, team, or corps who did the damage.  
C. 2.0 will be assessed if this occurs.
- XXXIII. Containers**  
A. Any container being used as decoration or for holding equipment can be no higher than 36" when holding equipment.  
B. 2.0 will be assessed per violation.
- XXXIV. Backdrops**  
A. Any visual embellishment to enhance or convey the theme of the routine can be no higher than 12' (twelve feet).  
B. 2.0 will be assessed per violation.
- XXXV. Failure to Retrieve Baton Before Leaving Competition Area**  
A. This is when an athlete exits the performance area and leaves their baton/equipment behind.  
B. 2.0 penalty will be assessed

**XXXVI. Use of Prohibited Materials**

- A. This is when an athlete or team would use any item that is not allowed in their routines (pyrotechnics, discharge of arms, pressurized canisters, dangerous material, or inflammable liquids, auxiliary power source such as electric, battery, or transistor etc.).
- B. 2.0 penalty will be assessed per violation

**XXXVII. Violation of Rule/Tradition/Etiquette**

- A. This is when an athlete or team violates any rule, part of a rule, or violating any tradition, custom, or breach of contest etiquette for which there is no specific rule provided
- B. 2.0 penalty per violation or disqualification at the discretion of the chief judge.

**XXXVIII. Failure to Turn In Music**

- A. This is then the athlete or team fails to turn in music by the requirement deadline or in the required format.
- B. 2.0 penalty will be assessed.

## PENALTY CHART

PENALTIES	DEDUCTIONS
Breaks/Slips	.1 Each
Off Pattern	.1 Each
Unison	.1 Each
Alignment/Bearing	.1 Each
Out of Position	.1 Each
Out of Bounds	.1 Each
Overtime/Under time	.1 Each
Marching & Maneuvering	.1 Each
Corners	.1 Each
“Twirling” During X-Strut	.1 Each
Drops	.5Each
2-Hand Catch	.5Each
Fall	.5Each
Failure to Retrieve Baton	.5 Each
Off Beat/Phasing	.5Each
Out of Step	.5 Each/2.0 Major Violation
Omitted Required Elements	.5Each
Improper Salute	.5Each
Continuous motion with Batons	.5Each
Failure to Salute/Courtesy Pose	1.0 Each
Failure to Parade Rest	1.0
Floor Pattern	2.0 Each
Exceeding Gymnastic Skills (per move)	2.0 Each
Unsafe Gymnastics (per move)	2.0 Each
Exceeding Skills in Status Level	2.0 Each
Intentional Delay of Contest	2.0
Rosin/Powder/Any Sports Enhancing Material	2.0
Failure to Provide Roster	2.0
Failure to Provide Proof of Age	2.0 Each Athlete
Use of Scenery/Backdrop Not Permitted	2.0 Each
Prop Violation	2.0 Each
Use of Additional Member	2.0 Each
Performance Not Suitable	2.0 Per Judge
Floor Damage	2.0 Each
Container w/props >36”	2.0 Each
Backdrops >12’	2.0 Each
Failure to Retrieve Baton Before Leaving Competition Area	2.0
Use of Prohibited Materials	2.0 Each
Violation of Rule/Tradition/Etiquette	2.0 Each
Failure to Turn in Music	2.0

## JUDGE'S SCALE AND PROTECTION RULE

### AAU JUDGE'S SCALE

LEVEL	SCORE RANGE	POINTS AWARDED PER CATEGORY
Elite	90-100	18-20 points per category
Adv/Elite	85-90	No more than 18 points
Adv	80-85	16-18 points per category
Int/Adv	75-80	No more than 16 points
Int	70-75	14-16 points per category
Beg/Int	65-70	No more than 14 points
Beg	60-65	12-14 points per category
Challenger/Nov/Beg	55-60	No more than 12 points
Challenger/Nov	0-55	0-12 points per category

**NOTE:** *The Judge has the right to award lower or higher points for the division if he/she feels the athlete is below or above the level.*

#### **PROTECTION RULE**

- A. The judge has the right to invoke a "**Protection Rule**" in Novice, Beginner, and Intermediate status levels.
- B. The Protection Rule may be given for the following reasons:
  - 1. The athlete does not demonstrate first place ability.
  - 2. Protects the athlete from moving up too quickly before they are ready.

## GENERAL AWARDS INFORMATION

- I. All athletes are **required** to be in **competition attire** for the awards ceremony.
- II. **Awards for District Competitions:**
  - A. Individual, team, and corps awards must be provided for the top three places.
  - B. Contest directors may purchase extra ribbons and medals if desired.
  - C. Top 10 in each event will Qualify to attend the Nationals/ AAU Junior Olympic Games
- III. **Awards for National Competition/Junior Olympic Games:**
  - A. For **ALL** solo events, the top **FIVE (5) FINALISTS** will be awarded in each age division.
  - B. For **ALL** team events, the top **FIVE (5) FINALISTS** will be awarded in each age division.
  - C. For **ALL** corps events, the top **FIVE (5) FINALISTS** will be awarded in each age division.

## SPECIAL AWARDS

### I. Joel Ferrell Award

- A. This award recognizes the athletic ability and sportsmanship representing each official sport at the AAU Junior Olympic Games.
- B. For AAU Baton Twirling the recipient will be chosen from:
  - 1. The Advance/Elite athletes with athleticism, good sportsmanship.
  - 2. The athlete excelling in placement in the events in which the athlete has entered.
  - 3. How many years they have been involved with AAU Baton Twirling.
  - 4. Participation in: Showcase Activities, Baton Twirling Ceremonies, Clinics, and general interaction with others.
- C. Technical Coaches and Judges ONLY may submit nominations to the Executive Committee.
- D. If there are nominations of more than one athlete, an interview by the Chief Judge and one other selected Judge will be given to each nominee. They will then select the MOST DESERVING athlete from the interview along with the fore mentioned criteria.
- E. In addition to the award presented at the AAU Junior Olympic Games, the recipient's name will be engraved on a special plaque at the AAU National Headquarters in Florida.

### II. Dan Galbraith

- A. This award recognizes the athletic ability and sportsmanship in the Intermediate Division.
- B. For AAU Baton Twirling the recipient will be chosen from:
  - 1. The Intermediate athletes with athleticism and good sportsmanship.
  - 2. The athlete has excelled in placement in the events in which the athlete has entered.
  - 3. How many years they have been involved with AAU Baton Twirling.
  - 4. Participation in: Showcase Activities, Baton Twirling Ceremonies, Clinics, and general interaction with others.
- C. Technical Coaches and Judges ONLY may submit nominations to the Executive Committee.
- D. If there are nominations of more than one athlete, an interview by the Chief Judge and one other selected Judge will be given to each nominee. They will then select the MOST DESERVING athlete from the interview along with the fore mentioned criteria.
- E. A plaque will be presented to the deserving Athlete at the AAU Junior Olympic Games.

### III. Rising Star

- A. This award recognizes the athletic ability and sportsmanship in the Challenger, Novice, or Beginner Division.
- B. For AAU Baton Twirling the recipient will be chosen from:
  - 1. The Challenger, Novice, or Beginner athletes with athleticism and good sportsmanship.
  - 2. The athlete has excelled in placement in the events in which the athlete has entered.
  - 3. How many years they have been involved with AAU Baton Twirling.
  - 4. Participation in: Showcase Activities, Baton Twirling Ceremonies, Clinics, and general interaction with others.
- C. Technical Coaches and Judges ONLY may submit nominations to the Executive Committee.
- D. If there are nominations of more than one athlete, an interview by the Chief Judge and one other selected Judge will be given to each nominee. They will then select the MOST DESERVING athlete from the interview along with the fore mentioned criteria.
- E. A plaque will be presented to the deserving Athlete at the AAU Junior Olympic Games.



#### IV. AAU Baton Twirling Scholarship

- A. This award recognizes an athlete that is a graduating senior or currently enrolled in a college/university.
- B. Applicants must have been a member of the AAU for at least 4 years.
- C. Applicants must attend the AAU Junior Olympic Games and compete in the required events.
- D. Applicants must complete the Scholarship application and submit to the AAU Baton Twirling National Chair by the application deadline.

## NATIONAL SPORT COMMITTEE GOVERNANCE AND ADMINISTRATION

### I. National Committee Structure and Procedures

- A. **National Chair** – The President of the AAU appoints the Chair from the recommendations of the National Sport Committee after approval of a majority of the National Officers.
- B. **Executive Committee Composition**-The Executive Committee shall conduct the business of Baton Twirling in accordance with the rules and regulations of the AAU and the AAU Baton Twirling Program. It shall include the National Chair, Vice-Chair, additional committee members. A recommendation for National Chair will be given to the AAU President by the certified voting members at the annual committee meeting every four years. All other above mentioned positions shall be elected or appointed by the National Chair every four years.
- C. **National Sport Committee Composition** - The Committee will consist of the following all of whom must be at least 18 years of age: 1. The elected or appointed Sports Director of each District or a representative designated by the District Governor; 2. National Sports Chair; 3. Members of the Executive Committee who are elected as provided by the sport operating rules; 4. One (1) appointed representative from each Allied member that registers members in the sport; 5. The President may appoint up to five (2) members-at-large.
- D. **National Sport Rules Committee**- The Committee will work with the Executive Committee to bring new ideas, improve current competition policies, and help make the competition experience at AAU Baton Twirling the best experience possible. It will consist of one (1) Baton Judge, (1) Baton Coach, and (1) Collegiate Twirler. They will submit ideas to the National Chair by July 1 of each year.
- E. **National Sport Recruiting Committee**-The appointed committee will work on recruiting individual athletes, teams, District Directors, and other AAU Baton Twirling supporters. The committee will work with the Executive Committee and report to the National Chair.
- F. **Voting** –Persons eligible to vote shall be the National Sport Chair, elected or appointed officers, chairs of Committees as defined by the sport's operating rules, the elected or appointed District sports director or a representative from each Affiliated member that registers members in the sport, and any members-at-large. Only representatives, from Districts which registered a minimum of .5% (a half percent) of the total number of athletes in that sport, in the previous year shall be allowed to vote in the National Sport Committee meeting.

### II. SPORT COMMITTEE MEETINGS

- A. **National Sport Committee Regular Meetings**-Regular Meetings of the National Sport Committee shall be in conjunction with the AAU Convention.

- B. **Non – Regular Sport Committee Meetings**-National Sport Committee may hold a Non-Regular National Sport Committee meeting in odd years subject to the following provisions:
  1. The Chair, following approval of the National Office, calls the meeting.
  2. The National Office has the right to coordinate the meeting and pick the site for the meeting.
- C. **National Sport Committee Special Meetings** Special meetings of a Committee are scheduled at the request of the Chair or upon written request of at least one half (1/2) of the Committee members. The purpose of the Special meeting must be stated in the Notice for the meeting.
- D. **National Sport Executive Committee Meetings** – The National Chair shall determine the date and location of Executive Committee Meetings.
- E. **Agenda Additions - Sport Committee Meeting Order (Agendas)** - The Regular National Sport Committee meetings, the Non-Regular National Sport Committee meetings, and National Sport Committee Special meetings shall follow meeting order (agenda format) as established by Code (Bylaw 9.5).

## EXCERPTS FROM AAU CODE BOOK *(Cannot be changed by Sport Committee)*

- I. **AAU Membership**
  - A. All participants must be a member of the AAU in order to participate in any AAU Licensed Event. Event Operators may not collect AAU membership money at any AAU licensed events.
  - B. **Requirements** - Membership in the AAU is a privilege granted by the AAU. The AAU at its sole discretion reserves the right to accept or reject applicants for membership.
  - C. **Conditions** - Membership in any class may be granted only after an application is submitted and approved. By submitting an application, the applicant agrees to comply with all the provisions of the Constitution, Bylaws, policies, procedures and rules of the AAU.
  - D. **Classes of Membership**
    1. **District Member** - The organization chartered by the Congress to provide administrative services within a designated geographic area.
    2. **Club Member** - An organization or group that has been approved for membership after meeting the registration requirements of the Code.
    3. **Individual Member** - A person who has been approved for membership after meeting the registration requirements of the Code. Individual membership categories are:
      - a. Youth Athlete
      - b. Adult Athlete
      - c. Non-Athlete
    4. **Affiliate Member** – An organization or group approved by Congress which is engaged in athletics or sports-related activities.
- II. **Use of Logos and Trademarks**
  - A. The AAU name, mark, seal, logo, and other insignia (*all "AAU marks"*) are protected through trademark registration and are defined as the intellectual property of the AAU. A user of the AAU's intellectual property must

have prior and continued approval of the National AAU. Only those subordinates and affiliated organizations which are expressly authorized by the National AAU may use the intellectual property of the AAU. The National AAU may withdraw its approval to use its marks, in its sole discretion. Members shall immediately comply with notice to cease and desist from the use of the AAU's intellectual property. The unauthorized use of any of the intellectual property of the AAU is a violation of this policy and may subject the member/entity to penalties set out in the AAU Code. Only chartered Districts, District Sport Committees and National Sport Committees may use the AAU marks in their name.

- B. There are three (3) levels of AAU club membership. Level 1 AAU Clubs acquire no rights to use the AAU's intellectual property. Level 2 and Level 3 Clubs may use AAU's intellectual property for the promotion of its organization and/or licensed AAU events only. Member clubs may not use the name AAU in their legal name.
- C. In the event of a dispute or conflict as to a member's/entity's claim(s) to use any of the intellectual property of the AAU.

### III. **Event Licensing**

- A. No event shall be conducted under the auspices of the AAU unless a license has been issued for the activity. A license is the written approval of the AAU for the conduct of the activity.
- B. Only AAU members may participate in licensed events unless otherwise provided in the Bylaws.
- C. License may be issued to any club in good standing. A license may be reviewed within 15 days of submission by the District Sport Committee Director. If the license is reviewed and rejected, the Registrar shall notify the organization submitting the license.
- D. No license shall take effect until the 15-day review period has expired, or until the Registrar processes the license following approval of the District Sport Committee Director. Beginning with the 2009 Membership year, all applications for license must be completed and submitted through the on-line process or the AAU National Office.
- E. The National Registration Executive Committee has the authority to issue licenses as follows:
  - 1. For events in locations where there is no active District member.
  - 2. For events in Districts where there is no current active participation. (No District Championship in the prior membership year).
  - 3. For events directly sponsored by the National AAU or National Sports Committee.
  - 4. For inter-District league play.
  - 5. Review and approve any license rejected by the District.
  - 6. License issued to one organization cannot be transferred to another organization.
  - 7. No license will be issued for any event where the word "Olympic" or any derivative thereof is used in any advertisements or notice in connection with the event except upon the specific written approval of the Board of Directors.
  - 8. License must be reviewed and processed by the District Registrar and reported to the National Headquarters. A record shall be kept by each District of all licenses issued.

IV. **District Sport Committee Annual Meeting** -It is the duty of the District Sport Committee to hold an annual meeting, the date of which shall be approved by the District Executive Committee. [Not the Sport Committee Executive Committee].

V. **Notice of District Sport Meetings**-Notice of the annual or special meetings of the District Sport Committee shall be issued (or issue approved) by the District Secretary, to clubs eligible to vote as of 30 days prior to the scheduled annual meeting.

VI. **Quorum**-Five (5) member clubs must be present to constitute a quorum of the Annual Sport Committee meeting.

VII. **Voting**-Each member of a Committee shall have one vote unless the operating rules of the Committee provide for weighted voting. There shall be no voting by proxy. [A club may designate another representative for the club].

**VIII. Functions of District Sport Committees**

- A. District Sport Committees.** In each approved AAU sport in which the District has athletes actively participating, there may be a Committee to manage competition within the District.
- B. Composition.** The District Sport Committee shall include the following :
  - 1. Each club member which registers at least five individual members in the sport shall have one representative on the District Sport Committee.
  - 2. District Sport Committee Officers and Chairmen of Committees as defined by that sport's operating rules.
  - 3. The Governor may appoint five (5) at-large members.

**IX. Duties of District Sport Committees**

- A.** The duties of the District Sport Committee are to:
  - 1. **In even years, hold a Bi-Annual meeting, the date, time and location of which shall be approved by the District Executive Committee.**
  - 2. Adopt at the Bi-Annual Meeting, rules of operation of the Committee to be submitted to the Executive Committee for approval and which shall not conflict with the provisions of the AAU Constitution, Bylaws, National Policies or National Sport Committee rules.
  - 3. Determine whether to establish a Committee operating account and if so to comply with all relevant AAU procedures and policies.
  - 4. Conduct of the District championships.

**X. Functions of the District Sport Director**

- A.** In each sport in which five or more club members have designated the sport as its primary sport, the Directors shall be elected by the Committee at its Bi-Annual Meeting. When there are fewer than five clubs registered to the Sport, the Chair may be appointed by the Governor with the approval of the National Sport Committee Chair. The District Sport Director takes office upon election or upon appointment.
- B. Term -** The term of office for an elected District Sport Director shall be four (4) years to run concurrently with the District Officers. The term of office for an appointed District Sport Director shall be one year or until such time as the Sport Committee meets the criteria to elect a Chair.
- C. Vacancies -** A vacancy occurring in an elected District Sport Director position shall be filled in accordance with the Sport Committee operating rules. A vacancy occurring in an appointed District Sport Director position shall be filled by the Governor with the approval of the National Sport Committee Chair.

**XI. Duties of the Sport Committee Director**

- A.** Develop a budget for the Sport Committee to file with the District Executive Committee.
- B.** Perform the duties set forth in the Committee Rules of Operation.
- C.** Approve event licenses in the sport.
- D.** Preside at Sport Committee meetings.

**XII. Removal of District Sport Director**

- A. By District Sport Committee.** An elected Sport Committee Director may be removed by a two-thirds (2/3) vote of the Sport Committee at the Bi-Annual meeting provided that the Notice of the meeting specifies that a motion to remove is on the agenda.
- B. By National Sport Chair.** Each National Sport Chair shall annually review the number of events held in their sport. If the minimum number of licensed days of activity (excluding practice licenses) is below the minimum established by the Sports Council, the National Sport Chair may remove the District Director with the consent of the Governor. If the District Governor does not agree with the removal, the President shall appoint an arbiter who will make the final decision which shall be binding.
- C. By National Board of Review.** An elected Sport Director may be removed by order of the National Board of Review following the filing of a complaint and the Board's proceedings.

- D. By the National Board of Review Chair after the failure of the District Director to file minutes, reports and records as required by this article.

**XIII. Membership and Residency**

- A. Adult members will not be bound by residence requirements.
- B. Youth members must register in the District of their bona fide residency, except as follows:
  - 1. A youth member who resides in the county of one District that adjoins a county of another District and who attends a school located in the adjoining county will have the option of registering in either District.
  - 2. A youth member subject to a written joint legal custody arrangement whose custodians reside in different Districts shall have the option of registering in either District.
  - 3. A bona fide student at an educational institution may be considered a resident of the District in which the institution is located.
  - 4. Persons living outside the U.S. may register in the closest District or with the District where the competition they are first participating in will take place. The respective National Sports Committee rules shall govern their participation in AAU competitions.

**XIV. Eligibility**

- A. A youth member may elect to participate in his or her District of bona fide residence or a District that geographically adjoins that District. Exception: In team sports a maximum of three (3) members may participate with a team in an adjoining District. [Team sports include baseball, basketball, field hockey, hockey, soccer softball and volleyball].
- B. **Club Attachment.** A youth member becomes attached to a club member when he/she competes with that club in any AAU licensed event (practice not included). An athlete may attach to additional clubs if he/she participates in additional sports.
- C. For team/club sports only. If an athlete participates in an AAU licensed league for one group member (club), that athlete may elect to affiliate immediately with a second group member (club) for the purpose of qualifying for an AAU National Championship. Participation may be simultaneous. A league is made up of teams/clubs that compete only among themselves for a defined period of time.
- D. **Transfers.** An attached youth member may transfer to another club in the same sport under the following conditions:
  - 1. If the youth member has not competed in any AAU licensed events in that Sport for a period of sixty (60) days.
  - 2. If the representative of the club to which an athlete is attached signs a release form permitting an immediate transfer. (Athletes released under this provision are subject to National Championship eligibility restrictions as adopted by National Sport Committees.) [Added 10/07]
  - 3. When the transfer is for the purpose of competing with a team which has qualified for a National Championship as provided by National Sport Committee rules.
  - 4. If the Registrar determines that the transfer is due to events outside the control of the athlete or that the transfer serves the best interest of the AAU.

## CONTACT INFORMATION

- I. **District Director Contacts** - AAU Baton Twirling District Directors can be found by visiting - <http://aaubaton.org/SportContacts/DistrictDirectors.aspx>.
- II. **Jennifer Miles – Senior Sports Manager**, (1-407) 828-3704, [jennifer@aausports.org](mailto:jennifer@aausports.org)
- III. **AAU Baton National Chair/AAU Baton Executive Committee**  
**Candice Dowdy**  
(407) 617-9358  
[candicedowdyaau@gmail.com](mailto:candicedowdyaau@gmail.com)
- IV. **AAU Baton National AAU Baton Executive Committee**  
**Kandi Staples**  
(573) 380-1413  
[kandistaplesaau@gmail.com](mailto:kandistaplesaau@gmail.com)
- V. **AAU Baton National AAU Baton Executive Committee**  
**Maria Cortes**  
(407) 704-9977  
[mcortesaau@gmail.com](mailto:mcortesaau@gmail.com)
- VI. **DATES FOR NATIONAL CHAMPIONSHIPS AND OTHER BATON TWIRLING EVENTS** – Please visit AAU Baton Twirling for up-to-date information at [www.aaubaton.org](http://www.aaubaton.org).