

# Girls '14 AAU AG National Championship

## Meet Results





Jun 12-15, 2014

Page: 1  
Printed: 6/13/2014 10:09:37 AM

Women / 1 / Ch A

Session: 1A

Judge's Signatures

Rank	Num	Name	Gym					AA
1	168	Savannah Trimble	East Pasco Gym	9.950 1	9.650 1	9.525 1	9.800 1	38.925 1
2	140	Olivia Hayward	Camden Gymnastics	9.575 8	9.300 2	9.375 2	9.550 3	37.800 2
3	241	Olivia Drummond	Top Contenders	9.700 5	9.200 3	9.325 3	9.525 4	37.750 3
4	240	Maria Bozman	Top Contenders	9.900 2	8.950 9	9.150 4	9.375 6	37.375 4
5	125	Ashlyn Jensen	CATS Gymnastics of J	9.800 4	9.050 6	9.050 5	9.400 5	37.300 5
6	227	Jessica Allen	Southeastern Elite G	9.400 10T	9.000 8	8.800 6T	9.350 7	36.550 6
7	200	Dakota Cobb	Legendz	9.650 6	9.025 7	8.325 9	9.325 8	36.325 7
8	220	Taylor Cox	Southeast Gymnastics	9.625 7	9.175 4	8.500 8T	9.000 10	36.300 8
9	197	Gabi Mays	Lake Murray Gym	9.850 3	9.100 5	8.550 7	8.600 13	36.100 9
10	233	Alexia Sullo	TNT Gymnastics Cente	9.350 11	8.850 10	8.000 11	9.650 2	35.850 10
11	232	Sarah Hilliard	TNT Gymnastics Cente	9.400 10T	8.700 12	8.500 8T	9.150 9	35.750 11
12	265	Sofia Alpert	WGV Gymnastics	9.300 12	8.200 13	8.500 8T	8.850 12	34.850 12
13	229	Thomas Kate	Southeastern Elite G	9.475 9	7.000 14	8.800 6T	8.950 11	34.225 13
14	144	Avery Sanders	Camden Gymnastics	9.000 13	8.800 11	8.200 10	8.150 14	34.150 14

# Girls '14 AAU AG National Championship

## Meet Results





Jun 12-15, 2014

Page: 1  
Printed: 6/13/2014 10:09:41 AM

Women / 1 / Ch B

Session: 1A

Judge's Signatures

Rank	Num	Name	Gym					AA
1	114	Evie Epstein	Beaches Gym	9.925 1	9.300 3	9.550 1	9.550 2T	38.325 1
2	113	Elizabeth Crumley	Beaches Gym	9.825 2	9.150 5	9.450 2	9.500 3	37.925 2
3	167	Amberlynn Spriggs	East Pasco Gym	9.725 5	9.500 1	8.525 8	9.800 1	37.550 3
4	2696	Madaline Wolfe	Team Vidalia	9.800 3	9.350 2	9.275 3	9.025 5	37.450 4
5	179	Audrey Caplow	GymKidz	9.775 4	8.700 9T	9.250 4	9.550 2T	37.275 5
6	189	Grayson Maurer	Heartland Gymnastics	9.700 6	8.850 7	9.050 5	8.800 10	36.400 6
7	199	Zola Weinberg	Lake Murray Gym	9.550 8	9.200 4	8.350 10T	8.950 7	36.050 7
8T	231	Loren Hilliard	TNT Gymnastics Cente	9.475 9	8.700 9T	8.700 6	8.925 8T	35.800 8T
8T	267	Emma Carrigan	WGV Gymnastics	9.300 11T	9.000 6	8.500 9	9.000 6	35.800 8T
9	239	Leah Trice	The GymNest	9.300 11T	8.550 11	8.675 7	9.175 4	35.700 9
10	198	Sofia Motta	Lake Murray Gym	9.575 7	8.750 8	8.325 11	8.900 9	35.550 10
11	163	Lacey Miltner	East Pasco Gym	9.425 10	8.650 10	8.125 12	8.750 11	34.950 11
12	141	Selah Hoffman	Camden Gymnastics	9.175 12	8.400 12	8.350 10T	8.925 8T	34.850 12

# Girls '14 AAU AG National Championship

## Meet Results





Jun 12-15, 2014

Page: 1  
Printed: 6/13/2014 10:09:43 AM

Women / 1 / Ch C

Session: 1A

Judge's Signatures

Rank	Num	Name	Gym					AA
1	212	Kaylie Cueto	South Miami Gym	9.750 5T	9.325 4T	9.575 1	9.725 1	38.375 1
2	171	Mitzy Medina	Flips Gymnastics	9.875 1	9.425 2T	9.200 4	9.650 2	38.150 2
3	235	Anna Maisonet-Mccoy	Team Vidalia	9.775 4	9.425 2T	9.275 3	9.200 9	37.675 3
4	255	Merin Jones	Twins Gymnastics	9.825 2	9.600 1	8.825 9	9.400 6T	37.650 4
5	244	Nicole Shanks	Top Contenders	9.800 3T	8.825 8	9.400 2	9.575 3	37.600 5
6	162	Madison Mattice	East Pasco Gym	9.550 7	9.400 3	8.850 8	9.325 7	37.125 6
7	135	Brooke Schofield	CATS Gymnastics of W	9.750 5T	8.875 7T	9.025 6T	9.450 5	37.100 7
8	238	Arleigh Henderson	The GymNest	9.800 3T	8.400 10	9.125 5	9.225 8	36.550 8
9	178	Lyra Vernon	Gold Coast Gym	9.275 11T	9.325 4T	8.925 7	9.000 10T	36.525 9
10	138	Sarah Garrett	Camden Gymnastics	9.525 8	9.100 5	8.150 13	9.525 4	36.300 10
11	103	Moniqua Jimenez	AcroBrats	9.225 12	8.550 9	9.025 6T	9.400 6T	36.200 11
12	228	Jada Evans	Southeastern Elite G	9.700 6	8.875 7T	8.775 10	8.600 12	35.950 12
13	266	Marie Batten	WGV Gymnastics	9.275 11T	9.050 6	8.350 12	9.000 10T	35.675 13
14	230	Cate Trogden	Southeastern Elite G	9.400 10	7.200 12	8.575 11	8.700 11T	33.875 14
15	201	Johanna Wells	Legendz	9.475 9	8.150 11	7.500 14	8.700 11T	33.825 15

# Girls '14 AAU AG National Championship

## Meet Results





Jun 12-15, 2014

Page: 1  
Printed: 6/13/2014 10:09:46 AM

Women / 1 / Ch D

Session: 1A

Judge's Signatures

Rank	Num	Name	Gym					AA
1	213	Georgia Easton	South Miami Gym	9.875 2	9.750 1	9.850 1	9.925 1	39.400 1
2	250	Brooke Bunting	Twins Gymnastics	9.925 1	9.550 3	9.650 3	9.700 4T	38.825 2
3	216	Alexandra Leiser	South Miami Gym	9.850 3	9.325 5	9.700 2	9.900 2	38.775 3
4	256	Jaleah Lewis	Twins Gymnastics	9.800 4T	9.525 4	9.600 4	9.675 5	38.600 4
5	172	Riley Brockman	Gold Coast Gym	9.800 4T	9.625 2	9.350 5	9.600 6	38.375 5
6	207	Abigail Segal	Rising Stars Gym	9.750 5	9.225 6	9.000 9	9.550 7T	37.525 6
7	184	Amanda Struble	GymKidz	9.725 6T	8.825 10	9.200 6	9.700 4T	37.450 7
8	223	Maniyah Phillips	Southeast Gymnastics	9.725 6T	9.100 8	8.800 10	9.800 3	37.425 8
9	150	Macy Musslin	Dodge City Gym	9.700 7T	8.900 9	9.100 8	9.550 7T	37.250 9
10	107	Hannah Cutter	Ancient City Gym	9.425 9	9.150 7	9.175 7	9.400 8	37.150 10
11	182	Sadie Lemmer	GymKidz	9.700 7T	8.250 11	8.450 12	9.350 9	35.750 11
12	253	Diem Dinnard	Twins Gymnastics	9.450 8	8.150 12	8.625 11	9.300 10	35.525 12

# Girls '14 AAU AG National Championship

## Meet Results





Jun 12-15, 2014

Page: 1  
Printed: 6/13/2014 10:09:48 AM

Women / 1 / Jr A

Session: 1A

Judge's Signatures

Rank	Num	Name	Gym					AA
1	116	Raveyn Taylor	Beaches Gym	9.925 1	9.500 1	9.675 1	9.475 4	38.575 1
2	131	Ava Delafe	CATS Gymnastics of W	9.900 2	9.425 2	9.500 2	9.725 2T	38.550 2
3	120	Ashley Fykes	CATS Gymnastics of J	9.850 3	9.075 6T	9.425 3	9.725 2T	38.075 3
4	195	Gizelle Gill	Junglenastics	9.550 9	9.150 5	9.250 6	9.925 1	37.875 4
5	126	Bianca Kimball	CATS Gymnastics of J	9.625 6T	9.050 7	9.300 5T	9.250 7	37.225 5
6	117	Blaire Bajak	CATS Gymnastics of J	9.750 4	8.550 10	9.300 5T	9.550 3	37.150 6
7	219	Alessia Vernet	South Miami Gym	9.650 5	9.075 6T	9.100 7	9.275 6T	37.100 7
8	151	Allie Reed	Dodge City Gym	9.575 8	8.900 8	9.325 4	9.275 6T	37.075 8
9	147	Katelyn Chandler	Champions All Stars	9.600 7T	9.350 4	8.650 12	9.425 5	37.025 9
10	106	Amelia Coronado	Ancient City Gym	9.525 10	9.375 3	8.925 9	9.100 9	36.925 10
11	208	Ava Crouch	Silver Lakes Flyers	9.600 7T	8.850 9	8.800 11	8.650 11	35.900 11
12	209	Emily Crouch	Silver Lakes Flyers	9.625 6T	8.250 11	8.900 10	8.825 10	35.600 12
13	110	Aubree Silva	Ancient City Gym	9.000 11	8.200 12	8.950 8	9.150 8	35.300 13

# Girls '14 AAU AG National Championship

## Meet Results





Jun 12-15, 2014

Page: 1  
Printed: 6/13/2014 10:09:50 AM

Women / 1 / Jr B

Session: 2A

Judge's Signatures

Rank	Num	Name	Gym					AA
1	124	Olivia Hisey	CATS Gymnastics of J	10.000 1	9.800 1	9.700 2	9.800 4T	39.300 1
2	217	Andrea Maduro	South Miami Gym	9.900 3	9.450 5T	9.800 1	9.900 1	39.050 2
3	218	Samantha Orrett	South Miami Gym	9.950 2T	9.575 3	9.625 4	9.875 2	39.025 3
4	119	Toni Contento	CATS Gymnastics of J	9.950 2T	9.525 4	9.650 3T	9.800 4T	38.925 4
5	130	Finley Wilkes	CATS Gymnastics of J	9.950 2T	9.600 2	9.575 5	9.725 5	38.850 5
6	211	Annabella Codeso	South Miami Gym	9.950 2T	9.250 7	9.650 3T	9.825 3T	38.675 6
7	173	Lilah Felsher	Gold Coast Gym	9.875 4	9.450 5T	9.500 6	9.825 3T	38.650 7
8	242	Peyton Fisher	Top Contenders	9.850 5	9.125 8T	9.450 7	9.525 6	37.950 8
9	164	Cayley Pearce	East Pasco Gym	9.800 6	9.125 8T	9.325 8	9.300 7	37.550 9
10	186	Ellie Craft	Hartwell Twisters-	9.575 8	9.300 6	9.150 9	9.275 8	37.300 10
11	158	Skye Gagne	East Pasco Gym	9.775 7	9.025 9	9.125 10	9.200 9	37.125 11
12	221	Jasmine Heuett	Southeast Gymnastics	9.400 9	8.950 10	9.100 11	9.175 10	36.625 12

# Girls '14 AAU AG National Championship

## Meet Results





Jun 12-15, 2014

Page: 1  
Printed: 6/13/2014 10:09:52 AM

Women / 1 / Jr C

Session: 2A

Judge's Signatures

Rank	Num	Name	Gym					AA
1	128	Hope Luo	CATS Gymnastics of J	9.950 1T	9.700 3	9.800 1	9.950 1	39.400 1
2	104	Kierstin Marpaung	AerialsGymnastics	9.950 1T	9.725 2	9.675 2T	9.875 2	39.225 2
3	261	Nicole Rivera	Twins Gymnastics	9.825 4T	9.850 1	9.625 3	9.800 3	39.100 3
4	210	Callie Clarin	South Miami Gym	9.900 2T	9.600 4T	9.675 2T	9.675 4	38.850 4
5	133	Briana Gomez	CATS Gymnastics of W	9.775 5T	9.575 5	9.475 5	9.450 7T	38.275 5
6	183	Mariana Silva	GymKidz	9.900 2T	9.500 6	9.425 6	9.425 8	38.250 6
7	214	Alesya Karpov	South Miami Gym	9.825 4T	9.225 9	9.575 4	9.600 6T	38.225 7
8	175	Logan Friedman	Gold Coast Gym	9.650 7	9.600 4T	9.325 7	9.450 7T	38.025 8
9	111	Nykella Tipton	Ancient City Gym	9.825 4T	9.250 8T	9.175 9	9.625 5	37.875 9
10	187	Ella Franklin	Hartwell Twisters-	9.900 2T	9.350 7	8.650 12	9.600 6T	37.500 10
11	156	Catalina Espada	East Pasco Gym	9.775 5T	9.100 10T	9.200 8	9.200 11	37.275 11
12	176	Anyang Ng-A-Fook	Gold Coast Gym	9.850 3	9.250 8T	8.800 11	9.300 9	37.200 12
13	224	Ariel Reynolds	Southeast Gymnastics	9.725 6	9.100 10T	8.950 10	9.225 10	37.000 13

# Girls '14 AAU AG National Championship

## Meet Results





Jun 12-15, 2014

Page: 1  
Printed: 6/13/2014 10:09:57 AM

Women / 1 / Sr A

Session: 2A

Judge's Signatures

Rank	Num	Name	Gym					AA
1	161	Alexis Mangione	East Pasco Gym	10.000 1T	9.500 1	9.625 1	10.000 1	39.125 1
2	204	Emilia Karram	Rising Stars Gym	9.950 2T	9.400 2	9.450 5	9.725 3	38.525 2
3	188	Trinity Wilson	Hartwell Twisters-	9.950 2T	9.200 5T	9.275 6T	9.750 2	38.175 3
4	243	Cadence Roof	Top Contenders	9.900 4	9.050 6	9.475 4	9.550 6	37.975 4
5	165	Mackenzie Piotrowski	East Pasco Gym	9.825 5	9.350 3	9.100 9T	9.650 4	37.925 5
6	264	Kaylee Young	Twins Gymnastics	9.950 2T	8.950 8	9.525 2	9.400 7	37.825 6
7	185	Kate Alfano	Hartwell Twisters-	10.000 1T	9.200 5T	9.275 6T	9.250 11	37.725 7
8	143	Caerdwean Norton	Camden Gymnastics	9.750 8	9.325 4	9.050 10	9.350 8	37.475 8
9	108	Sarah Davis	Ancient City Gym	9.950 2T	8.650 11	9.125 8	9.575 5	37.300 9
10	222	Madison Noble	Southeast Gymnastics	9.800 6T	9.000 7	9.100 9T	9.325 9T	37.225 10
11	193	Emma Link	Hutchinson Gym	9.925 3	8.450 13	9.500 3	9.325 9T	37.200 11
12	262	Aryana Shelby	Twins Gymnastics	9.650 9	8.350 14	9.250 7	9.300 10	36.550 12
13	142	Zoe Mooney	Camden Gymnastics	9.775 7	8.900 9	8.650 13	8.925 13T	36.250 13
14	154	Grace Christmas	East Pasco Gym	9.600 10	8.800 10T	8.775 12	8.925 13T	36.100 14
15	246	Jada Berry	Twins Gymnastics	9.500 11	8.800 10T	8.900 11	8.800 14	36.000 15
16	192	Brooke Shipley	Helen's Gymnastics	9.800 6T	8.600 12	8.350 14	9.200 12	35.950 16



# Girls '14 AAU AG National Championship

## Meet Results





Jun 12-15, 2014

Page: 1  
Printed: 6/13/2014 10:10:01 AM

Women / 1 / Sr B

Session: 3A

Judge's Signatures

Rank	Num	Name	Gym					AA
1	101	Toni Sardillo	360 Freestyle Gym	9.900 1T	9.775 1	9.650 1	9.900 1	39.225 1
2	251	Hailie Calvert	Twins Gymnastics	9.850 2	9.750 2	9.150 5	9.425 6	38.175 2
3T	166	Daphne Scott	East Pasco Gym	9.775 3	9.425 5	9.275 4T	9.575 3T	38.050 3T
3T	258	Sarah Morelli	Twins Gymnastics	9.700 5T	9.450 4	9.300 3T	9.600 2	38.050 3T
4	177	Melanie Rodriguez	Gold Coast Gym	9.750 4T	9.625 3	9.075 8	9.550 4	38.000 4
5	102	Daphny Bevans	AcroBrats	9.900 1T	9.275 6	9.125 6T	9.300 8	37.600 5
6	236	Emma McCoy	Team Vidalia	9.900 1T	8.700 10T	9.300 3T	9.575 3T	37.475 6
7	145	Arnajah Stewart	Camden Gymnastics	9.675 6T	9.150 8	9.275 4T	9.350 7	37.450 7
8	155	Samantha Davenport	East Pasco Gym	9.700 5T	9.200 7	9.325 2	9.200 10	37.425 8
9	196	Gabby Larkin	Junglenastics	9.650 7	9.000 9	9.125 6T	9.250 9	37.025 9
10	2697	Marquella Humphrey	Junglenastics	9.750 4T	8.550 11T	9.100 7	9.525 5	36.925 10
11	157	Destiny Folds	East Pasco Gym	9.675 6T	8.700 10T	8.675 10	8.700 11	35.750 11
12	169	Nicole Varnell	East Pasco Gym	9.600 8	8.550 11T	8.900 9	8.625 12	35.675 12

# Girls '14 AAU AG National Championship

## Meet Results





Jun 12-15, 2014

Page: 1  
Printed: 6/13/2014 10:10:04 AM

Women / 1 / Sr C

Session: 3A

Judge's Signatures

Rank	Num	Name	Gym					AA
1	160	Amber Leach	East Pasco Gym	9.900 2T	9.650 1T	9.650 1	9.850 1	39.050 1
2	194	Kylar Smith	Hutchinson Gym	9.900 2T	9.300 5T	9.625 2T	9.625 2T	38.450 2
3	247	Nina Blatz	Twins Gymnastics	9.900 2T	9.650 1T	8.900 8	9.625 2T	38.075 3
4	174	Lauren Fitzpatrick	Gold Coast Gym	9.725 5	9.450 2	9.325 4	9.525 4	38.025 4
5	136	Cindy Villalta	CATS Gymnastics of W	9.900 2T	9.300 5T	9.350 3	9.425 5T	37.975 5
6	170	Kylie Williams	East Pasco Gym	9.825 3T	9.375 3	9.200 5T	9.425 5T	37.825 6
7	129	Alex Severs	CATS Gymnastics of J	9.900 2T	8.650 9	9.625 2T	9.575 3	37.750 7
8	226	Montana Wright	Southeast Gymnastics	9.825 3T	9.325 4	9.125 7	9.175 7	37.450 8
9	237	Ansleigh Toomer	Team Vidalia	9.925 1	8.800 8	9.175 6	9.300 6T	37.200 9
10	109	Morgan Merchant	Ancient City Gym	9.775 4	8.950 7	9.200 5T	9.000 8	36.925 10
11	191	Kaitlin Hartley	Helen's Gymnastics	9.600 6	9.250 6	8.750 9	9.300 6T	36.900 11

# Girls '14 AAU AG National Championship

## Meet Results





Jun 12-15, 2014

Page: 1  
Printed: 6/13/2014 10:10:06 AM

Women / 1 / Sr D

Session: 3A

Judge's Signatures

Rank	Num	Name	Gym					AA
1	159	Raquel Kight	East Pasco Gym	10.000 1T	10.000 1	9.750 2	9.925 1	39.675 1
2	115	Breanna Simmons	Beaches Gym	9.900 3T	9.825 2	9.875 1	9.750 3	39.350 2
3	203	Annie Hanks	Murrieta Valley Gym	9.775 7T	9.750 3	9.600 4	9.800 2T	38.925 3
4	206	Tori Schulman	Rising Stars Gym	10.000 1T	9.500 5	9.525 5	9.800 2T	38.825 4
5	254	Kayah Hoo	Twins Gymnastics	9.900 3T	9.475 6	9.625 3	9.725 4	38.725 5
6	234	Molly Jones	Team Vidalia	9.925 2	9.575 4	9.475 6T	9.700 5	38.675 6
7	245	Jessica Aranda	Twins Gymnastics	9.875 4	9.350 8	9.325 9	9.650 6	38.200 7
8	132	Hannah Farill	CATS Gymnastics of W	9.850 5T	9.300 9	9.400 8	9.550 7	38.100 8
9	148	Cassia Mitchell	Champions All Stars	9.825 6	9.000 11	9.475 6T	9.450 9	37.750 9
10	249	Sarah Brinkley	Twins Gymnastics	9.675 9	8.975 12	9.425 7	9.375 10T	37.450 10
11	252	Natasha Chung	Twins Gymnastics	9.775 7T	9.150 10	9.300 10	9.175 12	37.400 11
12	248	Jahshly Boursquot	Twins Gymnastics	9.775 7T	9.400 7T	8.800 13	9.350 11	37.325 12
13	202	Natasha Battle	Murrieta Valley Gym	9.625 10	9.400 7T	9.150 11	9.000 13	37.175 13
14	146	Grace Adcock	Champions All Stars	9.850 5T	8.950 13	8.750 14	9.525 8	37.075 14
15	118	Madison Comeau	CATS Gymnastics of J	9.750 8	8.200 14	8.925 12	9.375 10T	36.250 15

# Girls '14 AAU AG National Championship

## Meet Results





Jun 12-15, 2014

Page: 1  
Printed: 6/13/2014 10:09:55 AM

Women / 1 / Jr D

Session: All

Judge's Signatures

Rank	Num	Name	Gym					AA
1	152	Emma Barnes	East Pasco Gym	9.950 1T	9.650 2	9.500 4	9.900 1	39.000 1
2	112	Ciara Carter	Beaches Gym	9.900 3T	9.600 3	9.575 2T	9.800 2	38.875 2
3	257	Melanye Marquez	Twins Gymnastics	9.875 4	9.550 4T	9.625 1	9.675 4	38.725 3
4	263	Maci Shipwash	Twins Gymnastics	9.800 7	9.700 1	9.475 5	9.725 3	38.700 4
5	127	Julia May Lovell	CATS Gymnastics of J	9.950 1T	9.500 6	9.575 2T	9.625 6T	38.650 5
6	123	Evelyn Hall	CATS Gymnastics of J	9.900 3T	9.550 4T	9.575 2T	9.600 7	38.625 6
7	180	Mia Delvalle	GymKidz	9.900 3T	9.525 5T	9.450 6	9.550 8	38.425 7
8	134	Genevieve Grosso	CATS Gymnastics of W	9.850 5T	9.450 7	9.550 3	9.525 9	38.375 8
9	137	Kayla Baker	Camden Gymnastics	9.850 5T	9.525 5T	8.650 11	9.650 5	37.675 9
10	260	Elisha Ramos	Twins Gymnastics	9.700 9T	9.325 8	9.225 7T	9.400 10	37.650 10
11	105	Kaylee Vasquez	AerialsGymnastics	9.825 6	9.150 11	9.225 7T	9.150 12	37.350 11
12	153	Sydney Bridenstine	East Pasco Gym	9.850 5T	9.175 10	8.950 9	9.300 11	37.275 12
13	225	Jadyn Richardson	Southeast Gymnastics	9.700 9T	9.250 9	8.550 12	9.625 6T	37.125 13
14	205	Lily Nicholson	Rising Stars Gym	9.925 2	9.000 12	9.150 8	8.925 13	37.000 14
15	190	Abigail Conner	Helen's Gymnastics	9.725 8	8.700 13	8.900 10	8.850 14	36.175 15

# Girls '14 AAU AG National Championship

## Meet Results

Jun 12-15, 2014





Page: 1

Printed: 6/13/2014 9:28:14 AM

Women / 2 / Ch A

Session: 1B

Judge's Signatures

Rank	Num	Name	Gym					AA
1	446	Arianna Luongo	Rising Stars Gym	9.250 4T	9.350 1	9.200 2	9.525 1	37.325 1
2	2695	Lillian McGaughey	Heartland Gym Acad	9.325 1T	8.850 2T	9.225 1	9.250 2	36.650 2
3	476	Ansleigh Cyr	Southeastern Elite G	9.250 4T	8.750 4	8.975 4	9.175 3	36.150 3
4T	324	Emma Viveros	CATS Gymnastics of J	9.325 1T	8.150 7T	8.850 5	8.750 4	35.075 4T
4T	425	Prezlee Crawford	Lake Murray Gym	9.175 7	8.250 6	9.000 3	8.650 5	35.075 4T
6	429	Emma Larson	Legendz	9.250 4T	8.850 2T	8.175 8	8.400 6	34.675 6
7	525	Cynthia Upshaw	Taylor Gymnastics	9.300 3	8.650 5	8.625 6	7.600 8	34.175 7
8	355	Taylor Griggs	Double Dose Gym	8.500 10	8.150 7T	8.450 7	8.125 7	33.225 8
9	455	Avery Cavaliere	Riverside Brookfield	8.750 8	7.650 9	8.100 9	7.450 9T	31.950 9
10	523	Addyson Spradley	Taylor Gymnastics	8.600 9	7.400 10	7.900 10	7.450 9T	31.350 10

# Girls '14 AAU AG National Championship

## Meet Results

Jun 12-15, 2014





Page: 1

Printed: 6/13/2014 9:28:17 AM

Women / 2 / Ch B

Session: 1B

Judge's Signatures

Rank	Num	Name	Gym					AA
1	359	Aubrey Collura	East Pasco Gym	9.550 1	9.300 1	9.250 1	9.425 1	37.525 1
2	467	Alexandria Morales	South YMCA Gymcats	9.250 2	8.450 5	8.475 5	9.400 2	35.575 2
3	498	Anna Vagner	Southern Elite Gym	9.150 4	8.650 3	8.725 2	8.675 4	35.200 3
4	430	Beth Levy	Legendz	8.875 7	8.300 6	8.550 4	8.400 5	34.125 4
5	409	Kate Willette	Harris Chalkettes	9.200 3	8.700 2	8.575 3	7.600 9	34.075 5
6	412	Mary Cox	Heartland Gymnastics	9.125 5	7.800 10	8.025 8T	8.700 3	33.650 6
7	572	Alyson Henehan	YMCA Aerials	8.600 10T	8.550 4	8.150 7	8.275 6	33.575 7
8	454	Aubrey Agne	Riverside Brookfield	8.600 10T	8.100 8	8.025 8T	7.950 7	32.675 8
9	526	Deava Williams	Taylor Gymnastics	9.100 6	7.900 9	7.350 12	7.900 8	32.250 9
10	537	Daley Grace Alford	The GymNest	8.775 8	8.150 7	7.425 11	7.500 10	31.850 10
11	419	Madalynn Smith	I&M Gymnastics	8.700 9	7.400 11	7.850 10	7.000 12	30.950 11
12	524	Aj Swinson	Taylor Gymnastics	8.450 12	6.900 12	8.250 6	7.300 11	30.900 12

# Girls '14 AAU AG National Championship

## Meet Results

Jun 12-15, 2014





Page: 1

Printed: 6/13/2014 9:28:19 AM

Women / 2 / Ch C

Session: 1B

Judge's Signatures

Rank	Num	Name	Gym					AA
1	484	MaryEmma Moore	Southeastern Elite G	9.275 5	9.600 1	9.350 2	9.675 1	37.900 1
2	483	Katie Jo Mills	Southeastern Elite G	9.150 6	9.175 2	9.125 4	9.225 2	36.675 2
3	570	Tamia Cheeks	X-Treme Gymnastics	9.450 1	8.450 6T	9.425 1	9.125 3T	36.450 3
4	338	Kaitlyn Chancey	Camden Gymnastics	9.100 8T	8.300 9	8.800 5T	9.125 3T	35.325 4
5	527	Kylie Acosta	Team Vidalia	9.350 2T	7.950 10T	9.250 3	8.700 6	35.250 5
6	352	Kiana Tasaka	Dodge City Gym	9.350 2T	8.400 8	8.575 8	8.775 5	35.100 6
7	356	Jayna Kearson	Double Dose Gym	9.350 2T	8.700 5	8.375 9T	8.475 8T	34.900 7
8	473	Macie Purcell	Southeast Gymnastics	9.125 7	8.850 3T	8.375 9T	8.475 8T	34.825 8
9	346	Katie Tate	Camden Gymnastics	9.100 8T	7.750 12	8.800 5T	8.625 7	34.275 9
10	480	Chloe Hamilton	Southeastern Elite G	9.100 8T	8.850 3T	7.775 12	8.275 10	34.000 10
11	580	Makayla Lincourt	reflex gymnastics	8.600 11T	8.450 6T	8.350 11	8.150 11	33.550 11
12	522	Emma Grace Ducksworth	Taylor Gymnastics	8.600 11T	7.950 10T	8.725 7	8.100 12	33.375 12

# Girls '14 AAU AG National Championship

Page: 1  
Printed: 6/13/2014 9:28:21 AM





## Meet Results

Women / 2 / Ch D

Session: 1B

Jun 12-15, 2014

Judge's Signatures

Rank	Num	Name	Gym					AA
1	545	Alexandria McCann	Top Contenders	9.575 1T	9.650 1	9.675 1	9.950 1	38.850 1
2	366	Mya Reutimann	East Pasco Gym	9.575 1T	9.000 5	9.500 2	9.675 2	37.750 2
3	320	Mackenzie Norton	CATS Gymnastics of J	9.525 3	9.025 4	9.400 3	9.350 3	37.300 3
4	311	Hannah Weintraub	Ancient City Gym	9.150 7	8.800 7	8.950 5	9.250 4	36.150 4
5	351	Carina Soltero	Dodge City Gym	9.250 5	9.050 3	8.650 8T	8.575 8	35.525 5
6	139	Lanie Gross	Camden Gymnastics	9.050 8	8.700 8	9.000 4	8.750 6	35.500 6
7	486	Katilyn Sapp	Southeastern Elite G	9.300 4	8.900 6	8.525 12	8.650 7	35.375 7
8	353	Cael Dustin	Double Dose Gym	9.000 10T	8.600 9T	8.550 11	9.175 5	35.325 8
9	404	Cadence Brons	Gymsations	9.025 9	8.600 9T	8.750 7	8.550 9	34.925 9
10	571	Jalynn Barnes	YMCA Aerials	9.225 6	9.350 2	8.800 6	7.275 13	34.650 10
11	487	Sarah Stalvey	Southeastern Elite G	8.800 12	8.050 12	8.600 10	8.400 10	33.850 11
12	482	Harlee Mack	Southeastern Elite G	8.750 13	8.250 11	8.450 13	8.225 11	33.675 12
13	578	Alizee Gutierrez	reflex gymnastics	9.000 10T	7.900 13	8.325 14	7.250 14	32.475 13
14	413	Kaylee Mason	Heartland Gymnastics	8.675 14	7.100 14	8.650 8T	7.900 12	32.325 14



# Girls '14 AAU AG National Championship

Page: 1  
Printed: 6/13/2014 9:28:23 AM





## Meet Results

Women / 2 / Ch E

Session: 1B

Jun 12-15, 2014

Judge's Signatures

Rank	Num	Name	Gym					AA
1	547	Hannah Summers	Top Contenders	9.375 6	9.400 1	9.725 1	9.750 1	38.250 1
2	466	Alexa Rodriguez	South Miami Gym	9.550 2	9.025 6	9.175 4	9.325 2T	37.075 2
3	332	Guilbrhea Pacheco	CATS Gymnastics of W	9.575 1	9.125 5	9.100 5	9.025 6	36.825 3
4	400	Isabella Romero-Ellis	GymKidz	9.450 3	9.250 3	8.825 6	8.975 7	36.500 4
5	399	Julia Nason	GymKidz	9.300 7	8.750 8	9.325 2	9.050 5	36.425 5
6	313	Mackenzie Anelli	Beaches Gymnastics	9.425 4	8.450 9	9.250 3	9.225 4	36.350 6
7	513	Marlee Jones	TUMBLEBEES	9.050 12	9.175 4	8.750 7	8.850 8	35.825 7
8	447	Isabella Moseley	Rising Stars Gym	9.150 8T	8.000 12T	8.700 8	9.325 2T	35.175 8
9	515	Ella Moore	TUMBLEBEES	9.400 5	8.900 7	8.450 9	8.400 10	35.150 9
10	585	Lilah Payamps	reflex gymnastics	9.075 11	9.275 2	8.425 10	8.350 11T	35.125 10
11	556	Lily O'Neill	Tri-Star Gymnastics	9.100 10	8.350 10	8.350 11	8.350 11T	34.150 11
12	303	Danica Lothrop	AcroBrats	9.150 8T	7.950 14	8.175 13	8.550 9	33.825 12
13	456	Bella Perez	Riverside Brookfield	9.000 13	8.000 12T	8.200 12	7.725 14	32.925 13
14	312	Stefania Raffaelli	Andover All Stars	8.800 14	8.150 11	8.000 14	7.825 13	32.775 14

# Girls '14 AAU AG National Championship





Page: 1  
Printed: 6/13/2014 9:29:38 AM

## Meet Results

Women / 2 / Ch F  
Session: 2B

Jun 12-15, 2014

Judge's Signatures

Rank	Num	Name	Gym					AA
1	463	Gabriella Pena	South Miami Gym	9.625 1	9.225 3	9.425 2	9.425 3T	37.700 1
2	461	Sophia Bonanno	South Miami Gym	9.425 3T	9.000 5T	9.525 1	9.475 1	37.425 2
3	424	Keelyn Barnes	Lake Murray Gym	9.375 6	9.000 5T	9.350 4	9.450 2	37.175 3
4	347	Savannah Vrabel	Camden Gymnastics	9.400 5	9.350 2	9.225 5	9.000 7	36.975 4
5	514	Gracie Lackey	TUMBLEBEES	9.325 7T	9.400 1	9.400 3	8.800 9	36.925 5
6	449	Sasha Noel	Rising Stars Gym	9.225 10T	9.200 4	8.975 8	9.125 6	36.525 6
7	323	Lauren Strayer	CATS Gymnastics of J	9.250 9	8.950 7	9.050 7	9.150 5	36.400 7
8	427	Emma Wallace	Lake Murray Gym	9.225 10T	8.800 9	8.800 9	9.425 3T	36.250 8
9	509	Zoe Cecil	TUMBLEBEES	9.500 2	8.900 8	9.175 6	8.500 12	36.075 9
10	418	Mikayla Conwell	I&M Gymnastics	9.425 3T	8.600 10T	7.875 12	8.875 8	34.775 10
11	558	Emma Beckman	Tropical Twisters	9.325 7T	8.350 12T	8.200 11	8.725 10	34.600 11
12	496	Victoria Stoner	Southern Elite Gym	9.100 12T	8.600 10T	8.525 10	8.250 13	34.475 12
13	576	Veronica Cruz	reflex gymnastics	9.100 12T	8.350 12T	7.325 14	8.675 11	33.450 13
14	531	Julia Abbott	Ten Point O	8.925 14	8.300 14	7.775 13	8.225 14	33.225 14

# Girls '14 AAU AG National Championship

## Meet Results

Jun 12-15, 2014





Page: 1

Printed: 6/13/2014 9:29:40 AM

Women / 2 / Ch G

Session: 2B

Judge's Signatures





Rank	Num	Name	Gym					AA
1	544	Peyton Fearing	Top Contenders	9.475 3	9.425 1	9.550 1	9.650 2	38.100 1
2	321	Kara Stepanenko	CATS Gymnastics of J	9.625 1	9.350 3T	9.350 2	9.675 1	38.000 2
3T	383	Anastasia Gogolishvili	Gold Coast Gym	9.350 7	9.050 6	9.150 3	9.550 3	37.100 3T
3T	329	Allison Franck	CATS Gymnastics of W	9.375 6	9.400 2	8.875 8	9.450 4	37.100 3T
5	337	Jordan Welsh	CATS Gymnastics of W	9.300 8T	9.350 3T	8.975 7	9.350 5T	36.975 5
6	539	Lai'Lani Enders	The GymNest	9.450 4T	9.150 5	9.000 5T	9.150 9	36.750 6
7	475	Anderson Ansley	Southeastern Elite G	9.500 2	8.850 8	8.750 10T	9.350 5T	36.450 7
8	2696	Diara Yelverton	Ohio Gymnastics In	9.300 8T	8.550 10T	9.125 4	9.275 8	36.250 8
9	302	Paityn Thibodeaux	360 Freestyle Gym	9.250 11	8.900 7	8.550 12	9.325 7	36.025 9
10	458	Emma Moore	Salina GemStars	9.450 4T	8.550 10T	9.000 5T	8.575 13	35.575 10
11	357	Ava Aguilar	East Pasco Gym	9.300 8T	8.500 12T	8.750 10T	8.800 10	35.350 11
12	534	Haley Palco	Ten Point O	9.000 14	8.500 12T	8.525 13	8.650 11T	34.675 12
13	494	Amrit Rehal	Southern Elite Gym	8.000 15	8.800 9	8.775 9	8.650 11T	34.225 13
14	541	McKenna Kitchens	The GymNest	9.175 12T	8.350 15	8.250 15	8.250 14	34.025 14
15	343	Mallory Peterson	Camden Gymnastics	9.175 12T	8.450 14	8.425 14	7.500 15	33.550 15

# Girls '14 AAU AG National Championship

## Meet Results

Jun 12-15, 2014

Judge's Signatures

Rank	Num	Name	Gym					AA
1	416	Karson Dinwiddie	Hutchinson Gym	9.575 2	9.325 2	9.025 5	9.450 4	37.375 1
2	444	Caitlyn Klein	Rising Stars Gym	9.250 9	9.400 1	9.000 6	9.525 1	37.175 2
3	401	Carli Schmidt	GymKidz	9.600 1	8.450 12	9.125 3	9.500 2T	36.675 3
4	335	Juliana Stebbins	CATS Gymnastics of W	9.500 4	9.225 4	8.625 11	9.300 6	36.650 4
5T	492	Sofia Pineda	Southern Elite Gym	9.400 5	8.800 9	9.075 4	9.275 7	36.550 5T
5T	403	Kenzington Miller	Gymnastics of Ohio	9.375 6	9.100 6	8.850 9	9.225 8	36.550 5T
5T	507	Ava Cabbell	TUMBLEBEES	9.350 7T	9.250 3	9.150 2	8.800 12	36.550 5T
8	307	Danielle Ferris	Ancient City Gym	9.525 3	9.125 5	8.900 8	8.950 10	36.500 8
9	491	Valeria Mejia	Southern Elite Gym	9.100 12	8.725 10	8.975 7	9.100 9	35.900 9
10T	378	Shahi Patel	Elite Gymnastics	8.950 13	9.000 7	9.375 1	8.350 13	35.675 10T
10T	411	McKinley Ivester	Hartwell Twisters-	9.225 10	8.650 11	8.475 14	9.325 5	35.675 10T
12	431	Geeta Robinson	Legendz	8.875 14	8.850 8	8.800 10	8.850 11	35.375 12
13	485	Sarah Jane Moore	Southeastern Elite G	9.350 7T	7.750 13	8.575 12	9.500 2T	35.175 13
14	474	Sarah Sharpe	Southeast Gymnastics	9.125 11	7.500 14	8.550 13	8.250 14	33.425 14

# Girls '14 AAU AG National Championship





## Meet Results

Women / 2 / Jr B

Jun 12-15, 2014

Session: 2B

Judge's Signatures

Rank	Num	Name	Gym					AA
1	517	Brooke Phillips	TUMBLEBEES	9.500 3T	9.625 1	9.675 1	9.250 6	38.050 1
2	327	Gabriella Bennett	CATS Gymnastics of W	9.600 1	9.550 2	9.200 3	9.500 1	37.850 2
3	470	Laila Hinson	Southeast Gymnastics	9.400 6T	9.100 3	8.875 7	9.225 7T	36.600 3
4T	305	Tegan Bracewell	Ancient City Gym	9.500 3T	8.800 7*	8.925 5T	9.225 7T	36.450 4T
4T	469	Juanaliz Valles	South YMCA Gymcats	9.475 5	8.800 7*	8.825 8	9.350 3T	36.450 4T
4T	426	Emily Freeman	Lake Murray Gym	9.100 13	9.000 4	9.050 4	9.300 5	36.450 4T
7	521	Ava Vess	TUMBLEBEES	9.400 6T	8.900 5	9.225 2	8.900 10	36.425 7
8	502	Kellie Hansen	TNT Gymnastics Cente	9.300 9	8.300 11T	8.925 5T	9.375 2	35.900 8
9	468	Laila Ulmer	South YMCA Gymcats	9.250 10	8.850 6	8.600 11	8.850 11	35.550 9
10	505	Madison Turner	TNT Gymnastics Cente	9.050 14	8.300 11T	8.800 9	9.350 3T	35.500 10
11	589	Payton Steinagel	reflex gymnastics	9.525 2	8.550 9	8.625 10	8.500 13	35.200 11
12	499	Zoe Chung	TNT Gymnastics Cente	9.325 8	7.850 15	8.125 15	9.175 9	34.475 12
13	587	Vitoria Sacco	reflex gymnastics	9.175 11	8.350 10	8.325 14	8.350 15	34.200 13
14	551	Nerissa Morgan	Top Flight North	9.150 12	8.200 13	8.350 13	8.400 14	34.100 14
15	582	Jasmine Michi	reflex gymnastics	8.650 15	8.050 14	8.525 12	8.800 12	34.025 15

# Girls '14 AAU AG National Championship

Page: 1  
Printed: 6/13/2014 9:30:52 AM





## Meet Results

Women / 2 / Jr C

Jun 12-15, 2014

Session: 3B

Judge's Signatures

Rank	Num	Name	Gym					AA
1	481	Kayla Horne	Southeastern Elite G	9.450 2	9.200 2	9.050 5T	9.750 1	37.450 1
2	405	Lydia Kimsey	Gymsations	9.300 7	9.300 1	9.275 2	9.200 5	37.075 2
3	374	Anabelle Wright	East Pasco Gym	9.600 1	8.150 11	9.400 1	9.625 2	36.775 3
4	448	Addy Nicholson	Rising Stars Gym	9.425 3	8.900 4T	9.150 3	9.175 6T	36.650 4
5	563	Mikalah Crooks	Twins Gymnastics	9.400 4	8.800 6	8.725 8	9.550 3	36.475 5
6	441	Isabella Streeper	Pav YMCA Gym Starz	9.275 8	8.900 4T	9.100 4	9.175 6T	36.450 6
7	516	Chloe O'Brien	TUMBLEBEES	9.375 5	9.100 3	9.050 5T	8.850 8T	36.375 7
8	306	Maci Cerasale	Ancient City Gym	9.175 9	8.500 7	8.675 9T	9.275 4	35.625 8
9	373	Rachel Watson	East Pasco Gym	9.150 10	8.300 10	8.750 7	8.850 8T	35.050 9
10	575	Malea Clarke	reflex gymnastics	9.325 6	8.350 8T	7.950 13	8.775 10	34.400 10
11	557	Amanda Baca	Tropical Twisters	9.125 11	8.350 8T	8.075 12	8.350 11T	33.900 11
12	583	Lauren Michi	reflex gymnastics	8.925 12	7.700 12	8.550 11	8.350 11T	33.525 12
13	428	Gabriella Dossey	Legendz	7.400 13	7.250 13	8.675 9T	7.675 13	31.000 13

# Girls '14 AAU AG National Championship





## Meet Results

Women / 2 / Jr D

Session: 3B

Jun 12-15, 2014

Judge's Signatures





Rank	Num	Name	Gym					AA
1	322	Ashley Stocker	CATS Gymnastics of J	9.550 1	9.300 2	9.500 1	9.500 2T	37.850 1
2	561	Luciana Chavez	Twins Gymnastics	9.450 2	9.325 1	9.350 2	9.500 2T	37.625 2
3	396	Julia Denight	GymKidz	9.350 5	9.125 3	9.075 5	9.575 1	37.125 3
4	420	Alyssa Stonitsch	I&M Gymnastics	9.325 6	9.100 4	9.225 3	9.250 4	36.900 4
5	342	Elliet Lykins	Camden Gymnastics	9.000 9	8.775 6	9.150 4	9.050 6T	35.975 5
6	549	Alessandra Cappucci	Top Flight North	9.375 3T	8.750 7	8.525 8	9.175 5	35.825 6
7	538	Makayla Archibald	The GymNest	9.375 3T	8.050 10	9.000 6	9.050 6T	35.475 7
8	367	Jessica Roehrig	East Pasco Gym	9.025 8	9.050 5	8.275 11	8.875 9	35.225 8
9	555	Abigail Williamson	Top Flight North	9.075 7	8.400 8	8.800 7	8.925 8	35.200 9
10	559	Mia Bruno	Tropical Twisters	8.875 12	8.350 9	8.100 12	8.275 10T	33.600 10
11	407	Savannah Lemoine	Harris Chalkettes	8.900 10T	7.500 13	8.325 10	8.150 12	32.875 11
12	360	Amanda Crews	East Pasco Gym	8.900 10T	7.600 12	8.450 9	7.900 13	32.850 12
13	408	Katharina Rissman	Harris Chalkettes	8.675 13	7.700 11	7.650 13	8.275 10T	32.300 13
14	533	Sameerah Jackson	Ten Point O	8.100 14	7.000 14	7.225 14	7.625 14	29.950 14

# Girls '14 AAU AG National Championship

## Meet Results

Jun 12-15, 2014

Judge's Signatures

Rank	Num	Name	Gym					AA
1	464	Holland Ramos	South Miami Gym	9.525 1	9.500 1	9.475 2	9.850 1	38.350 1
2	566	Anya Lyew	Twins Gymnastics	9.400 3	9.125 6	9.500 1	9.650 2	37.675 2
3	493	Sarah Portanka	Southern Elite Gym	9.425 2	9.375 2	9.050 4	9.450 3	37.300 3
4	501	Elianna Habib	TNT Gymnastics Cente	9.275 8	9.025 8	8.900 7	9.350 5	36.550 4
5	350	Tawney Krominga	Dodge City Gym	9.375 4	9.350 3	8.925 6	8.850 9	36.500 5
6	506	Emma Bingaman	TUMBLEBEES	9.175 12	9.150 4T	8.875 8	9.125 8	36.325 6
7	301	Haiden Thibodeaux	360 Freestyle Gym	9.200 11	9.100 7	8.550 11	9.200 7	36.050 7
8	519	Rose Schulte	TUMBLEBEES	9.325 5	9.150 4T	8.825 9	8.725 12	36.025 8
9	497	Anushka Umrani	Southern Elite Gym	9.300 6T	8.675 10	8.950 5	8.800 10	35.725 9
10	503	Victoria Hirsch	TNT Gymnastics Cente	9.300 6T	8.850 9	8.225 13	9.275 6	35.650 10
11	510	Joyous Gardner	TUMBLEBEES	9.225 10	8.650 11	8.600 10	8.750 11	35.225 11
12	500	Katarina Gottsegen	TNT Gymnastics Cente	9.125 13	8.100 12	8.325 12	8.200 13	33.750 12
13	379	Gracie Todd	Elite Gymnastics	9.250 9	0.000 13	9.375 3	9.425 4	28.050 13



# Girls '14 AAU AG National Championship

## Meet Results

Jun 12-15, 2014





Page: 1

Printed: 6/13/2014 9:31:01 AM

Women / 2 / Jr F

Session: 3B

Judge's Signatures

Rank	Num	Name	Gym					AA
1	318	Chloe Krul	CATS Gymnastics of J	9.625 1	9.350 1	9.425 3	9.600 3	38.000 1
2	451	Victoria Steig	Rising Stars Gym	9.500 2	9.200 3T	9.500 1T	9.525 4T	37.725 2
3	460	Emilie Beauduin	South Miami Gym	9.450 4	9.200 3T	9.500 1T	9.450 6	37.600 3
4	479	Julia Green	Southeastern Elite G	9.425 5	9.075 6	9.000 6	9.725 1	37.225 4
5	568	Gabriela Poloukine	Twins Gymnastics	9.350 7T	8.850 9	9.200 5	9.525 4T	36.925 5
6	564	Alexys Holness	Twins Gymnastics	9.475 3	8.000 12	9.325 4	9.675 2	36.475 6
7T	508	Anna Casto	TUMBLEBEES	9.100 13	9.300 2	8.975 7	8.800 10T	36.175 7T
7T	543	Maddie Tedders	The GymNest	9.225 11	9.050 7	8.875 9	9.025 8	36.175 7T
9	488	Delaney Thomas	Southeastern Elite G	9.075 14	9.175 5	8.775 12	9.125 7	36.150 9
10	390	Leah Tejada-Monzon	Gold Coast Gym	9.300 10	8.925 8	8.750 13	8.800 10T	35.775 10
11	354	Sarah Fordham	Double Dose Gym	9.375 6	8.650 11	8.950 8	8.700 13	35.675 11
12	588	Olivia Stafford	reflex gymnastics	9.325 9	8.675 10	8.825 11	8.600 14	35.425 12
13	577	Lilly Ferrell	reflex gymnastics	9.200 12	7.650 13	8.725 14	8.950 9	34.525 13
14	344	Felicia Rust	Camden Gymnastics	9.350 7T	7.300 14	8.850 10	8.800 10T	34.300 14

# Girls '14 AAU AG National Championship

## Meet Results





Jun 12-15, 2014

Page: 1  
Printed: 6/13/2014 9:02:56 AM

Women / 3 / Ch A

Session: 1C

Judge's Signatures

Rank	Num	Name	Gym							AA
1	756	Laryn Latham	Southeastern Elite G	9.475 1	9.575 2	8.775 2	9.425 2	—.— OT	—.— OT	37.250 1
2	681	Kayla Williams	GymKidz	9.300 4	9.300 3	9.000 1	9.325 3	—.— OT	—.— OT	36.925 2
3	761	Claybrooke Rodney	Sports Rock Gym	9.450 2	9.700 1	7.950 6	9.600 1	—.— OT	—.— OT	36.700 3
4	641	Lexi Veal	Camden Gymnastics	9.425 3	9.000 4	8.750 3	9.300 4	—.— OT	—.— OT	36.475 4
5	826	Katherine Nickens	Whitworth	9.050 6	8.700 6	8.600 4	9.275 5	—.— OT	—.— OT	35.625 5
6	825	Zariyah Brown	Whitworth	9.200 5	8.450 7	8.250 5	8.875 6	—.— OT	—.— OT	34.775 6
7	704	Taylor Glover	Lake Murray Gym	8.775 9	8.800 5	7.800 7	8.675 7	—.— OT	—.— OT	34.050 7
8	670	Carley Johnson	Golden's Gymnastics	8.900 7	8.050 8	7.000 8	7.775 9	—.— OT	—.— OT	31.725 8
9	796	Izabella Etter	The Emerald Academy	8.375 10	7.900 9T	6.800 9	8.125 8	—.— OT	—.— OT	31.200 9
10	730	Lindsey Rodriguez	Powerhouse Academy	8.800 8	7.900 9T	6.500 10	7.750 10	—.— OT	—.— OT	30.950 10

# Girls '14 AAU AG National Championship

## Meet Results





Jun 12-15, 2014

Page: 1  
Printed: 6/13/2014 9:03:01 AM

Women / 3 / Ch B

Session: 1C

Judge's Signatures

Rank	Num	Name	Gym							AA
1	709	Lauren Pierce	Lake Murray Gym	9.625 1	9.700 1	9.050 1	9.575 1	—.— OT	—.— OT	37.950 1
2	823	Rainell Luce	WGV Gymnastics	9.400 3	9.425 2	8.650 4	8.800 7T	—.— OT	—.— OT	36.275 2
3T	719	Olivia Lane	New England Academy	9.250 4T	8.325 11	9.025 2	9.425 2	—.— 0*	—.— 0*	36.025 3T
3T	612	Alexa Marshall	Andover All Stars	9.000 10	9.350 3T	8.400 5T	9.275 3	—.— 0*	—.— 0*	36.025 3T
5	646	Jacelyn Huelskamp	Dodge City Gym	9.100 8T	9.350 3T	8.400 5T	9.150 4	—.— OT	—.— OT	36.000 5
6	673	Shey Daniel	GymKidz	9.250 4T	8.750 6T	8.825 3	9.025 5	—.— OT	—.— OT	35.850 6
7	676	Samaya Jones	GymKidz	9.475 2	8.700 8	8.300 7	8.800 7T	—.— OT	—.— OT	35.275 7
8	840	Kate Badik	reflex gymnastics	9.125 7	9.025 5	7.600 9T	8.775 9	—.— OT	—.— OT	34.525 8
9	649	Abbi Hall	Double Dose Gym	9.100 8T	8.750 6T	7.900 8	8.700 10	—.— OT	—.— OT	34.450 9
10	815	Amelia Mariano	Tri-Star Gymnastics	8.700 11T	8.500 9T	7.600 9T	8.550 12	—.— OT	—.— OT	33.350 10
11	816	Kaylee Starke	Tri-Star Gymnastics	8.700 11T	8.500 9T	7.250 12	8.875 6	—.— OT	—.— OT	33.325 11
12	802	Chinyere Cody	The GymNest	9.225 6	8.250 12	7.550 11	8.250 13	—.— OT	—.— OT	33.275 12
13	800	Gentry Shelton	The Emerald Academy	8.550 13	8.150 13	7.150 13	8.675 11	—.— OT	—.— OT	32.525 13

# Girls '14 AAU AG National Championship

## Meet Results





Jun 12-15, 2014

Page: 1  
Printed: 6/13/2014 9:03:05 AM

Women / 3 / Ch C

Session: 1C

Judge's Signatures

Rank	Num	Name	Gym							AA
1	707	Ashley Locker	Lake Murray Gym	9.700 1T	9.625 1	9.000 3T	9.300 2T	—.— OT	—.— OT	37.625 1
2	694	Ashley Leiker	Hutchinson YMCA	9.250 8	9.275 3	8.900 5T	9.300 2T	—.— OT	—.— OT	36.725 2
3	803	Sumner Davis	The GymNest	9.450 3T	8.775 9	9.000 3T	9.450 1	—.— OT	—.— OT	36.675 3
4	659	Julianna Speelman	Flip City Gymnastics	9.450 3T	9.525 2	8.200 9	9.250 4	—.— OT	—.— OT	36.425 4
5	776	Lily Guilbeau	TUMBLEBEES	9.425 5	9.000 6	8.900 5T	9.050 6	—.— OT	—.— OT	36.375 5
6	708	Mary Katherine Mays-Salter	Lake Murray Gym	9.700 1T	9.150 4T	9.050 2	8.450 10	—.— OT	—.— OT	36.350 6
7	679	Soldeki Pichler	GymKidz	9.125 10	8.850 8	9.175 1	9.000 7T	—.— OT	—.— OT	36.150 7
8	706	Tance Hofseth	Lake Murray Gym	9.375 7	9.150 4T	8.450 7	9.125 5	—.— OT	—.— OT	36.100 8
9	729	Kendra Mobley	Powerhouse Academy	9.175 9	8.900 7	8.350 8	9.000 7T	—.— OT	—.— OT	35.425 9
10	827	Essence Burrows	Wildcard Gymnastics	9.400 6	8.625 10	7.450 12	8.000 12	—.— OT	—.— OT	33.475 10
11	728	Gracie Howard-Goble	Powerhouse Academy	8.675 11	8.300 11	7.800 10	8.250 11	—.— OT	—.— OT	33.025 11
12	727	Haylee Daniel	Powerhouse Academy	8.475 12	7.450 12	7.500 11	8.750 9	—.— OT	—.— OT	32.175 12

# Girls '14 AAU AG National Championship

## Meet Results





Jun 12-15, 2014

Page: 1  
Printed: 6/13/2014 9:03:07 AM

Women / 3 / Ch D

Session: 1C

Judge's Signatures

Rank	Num	Name	Gym							AA
1	619	Emma Vayhinger	Beaches Gymnastics	9.550 1T	9.825 2	9.500 1	9.500 1	—.— OT	—.— OT	38.375 1
2	733	Cameron Marshall	Rising Stars Gym	9.550 1T	9.850 1	9.050 5T	9.450 3	—.— OT	—.— OT	37.900 2
3	770	Leana Hansen	TNT Gymnastics Cente	9.200 9	9.600 3	9.250 3	9.250 6	—.— OT	—.— OT	37.300 3
4	743	Valeria Bigott	South Miami Gym	9.475 3	9.100 8	9.050 5T	9.375 4	—.— OT	—.— OT	37.000 4
5	632	Sophia Roberts	CATS Gymnastics of W	9.375 4	9.550 4	8.750 8T	9.050 7T	—.— OT	—.— OT	36.725 5
6	663	Brooke Owens	Florence Gymnastics	9.100 11T	9.300 5T	9.175 4	9.000 9	—.— OT	—.— OT	36.575 6
7	762	Alicia Sparks	Sports Rock Gym	9.350 5T	9.300 5T	8.750 8T	9.050 7T	—.— OT	—.— OT	36.450 7
8	722	Tamar Reinhorn	New England Academy	9.125 10	8.500 12	9.300 2	9.475 2	—.— OT	—.— OT	36.400 8
9	625	Keelin Coleman	CATS Gymnastics of W	9.100 11T	9.300 5T	7.850 13	9.275 5	—.— OT	—.— OT	35.525 9
10	785	Abby Spires	Team Vidalia	9.350 5T	8.400 13	9.000 7	8.750 12	—.— OT	—.— OT	35.500 10
11T	801	Aubrey Williamson	The Emerald Academy	9.325 7	8.725 10T	8.450 11*	8.825 11	—.— 0*	—.— 0*	35.325 11T
11T	654	Angelina Belanger	Flip City Gymnastics	9.275 8	8.750 9	8.450 11*	8.850 10	—.— 0*	—.— 0*	35.325 11T
13	768	Julia Greenlund	TNT Gymnastics Cente	8.575 13	8.725 10T	8.650 10	8.625 13	—.— OT	—.— OT	34.575 13





# Girls '14 AAU AG National Championship

## Meet Results

Women / 3 / Jr B  
Session: 2C

Jun 12-15, 2014

Judge's Signatures

Rank	Num	Name	Gym							AA
1	744	Ava Burke	South Miami Gym	9.450 5	<b>9.750</b> 1	9.525 2	<b>9.575</b> 1	—. OT	—. OT	<b>38.300</b> 1
2	794	Kendra Shimrock	Ten Point O	<b>9.625</b> 1	9.450 5	<b>9.550</b> 1	9.350 3	—. OT	—. OT	37.975 2
3	720	Jessica Macdonald	New England Academy	9.425 6	9.400 6T	9.300 5	9.400 2	—. OT	—. OT	37.525 3
4	710	Makayla Richmond	Lake Murray Gym	9.325 8	9.100 9T	9.450 3	9.275 4	—. OT	—. OT	37.150 4
5	610	Paityn Holder	Andover All Stars	9.600 2T	9.525 4	8.900 8	9.100 8T	—. OT	—. OT	37.125 5
6	671	Sloan Atkins	GymKidz	9.150 11	9.550 3	9.325 4	8.900 11	—. OT	—. OT	36.925 6
7	615	Faith Heaton	Beaches Gymnastics	9.475 4	8.850 12	9.150 6	9.225 5	—. OT	—. OT	36.700 7
8	779	Annadele Tuggle	TUMBLEBEES	9.400 7	9.625 2	8.400 11	9.175 6	—. OT	—. OT	36.600 8
9	645	Morgan Carson	Dodge City Gym	9.600 2T	9.400 6T	8.250 12	9.125 7	—. OT	—. OT	36.375 9
10	692	Rhiannon Amick	Heartland Gymnastics	9.250 10	8.900 11	8.875 9	9.025 10	—. OT	—. OT	36.050 10
11	623	Carly Ober	CATS Gymnastics of J	8.900 13	9.200 8	9.000 7	8.500 13	—. OT	—. OT	35.600 11
12	605	Hailey Coronado	Ancient City Gym	9.125 12	9.100 9T	8.450 10	8.825 12	—. OT	—. OT	35.500 12
13	697	Sydney Roberts	I&M Gymnastics	9.275 9	8.450 13	8.100 13	9.100 8T	—. OT	—. OT	34.925 13





# Girls '14 AAU AG National Championship

## Meet Results

Women / 3 / Jr A  
Session: 2C

Jun 12-15, 2014

Judge's Signatures

Rank	Num	Name	Gym							AA
1	737	Daniella Stabile	Rising Stars Gym	<b>9.725</b> 1	<b>9.800</b> 1	<b>9.400</b> 1	9.350 2	—. OT	—. OT	<b>38.275</b> 1
2	717	Ruby Alberti	New England Academy	9.425 3	9.650 3	9.150 3T	<b>9.375</b> 1	—. OT	—. OT	37.600 2
3	758	Maya Steines	Southern Elite Gym	9.400 4T	9.600 4	8.800 8	9.225 6	—. OT	—. OT	37.025 3
4	774	Lily Carlyle	TUMBLEBEES	9.375 6	9.200 8T	9.150 3T	9.250 5	—. OT	—. OT	36.975 4
5	775	Elizabeth Degnon	TUMBLEBEES	9.300 7	9.375 6	8.900 7	9.300 3T	—. OT	—. OT	36.875 5
6	703	Raegan Dotterer	Lake Murray Gym	9.225 8T	9.150 10	9.225 2	9.125 7	—. OT	—. OT	36.725 6
7	713	April Williams	Lake Murray Gym	9.050 11	9.700 2	9.000 6	8.875 9	—. OT	—. OT	36.625 7
8	780	Olivia Whisnant	TUMBLEBEES	9.450 2	9.450 5	8.625 11	8.825 10T	—. OT	—. OT	36.350 8
9	622	Skylar Kelly	CATS Gymnastics of J	9.100 10	9.000 11	9.100 5	9.000 8	—. OT	—. OT	36.200 9
10	711	Faith Salters	Lake Murray Gym	9.225 8T	9.200 8T	8.775 9	8.800 12	—. OT	—. OT	36.000 10
11	777	Lydia Heflin	TUMBLEBEES	9.000 12T	9.325 7	8.700 10	8.825 10T	—. OT	—. OT	35.850 11
12	755	LizAnn Hughes	Southeastern Elite G	9.400 4T	8.700 12T	8.250 12	9.300 3T	—. OT	—. OT	35.650 12
13	656	Megan Kahn	Flip City Gymnastics	8.600 14	8.700 12T	7.950 13	8.450 14	—. OT	—. OT	33.700 13
14	696	Madeline Jarzyna	I&M Gymnastics	9.000 12T	7.350 14	7.900 14	8.500 13	—. OT	—. OT	32.750 14





# Girls '14 AAU AG National Championship

## Meet Results

Women / 3 / Ch F  
Session: 2C

Jun 12-15, 2014

Judge's Signatures

Rank	Num	Name	Gym							AA
1	749	Calista Sumonthee	South Miami Gym	9.475 2	<b>9.675</b> 1	<b>9.500</b> 1	<b>9.750</b> 1	—.— OT	—.— OT	<b>38.400</b> 1
2	721	Caroline Marshall	New England Academy	9.150 8T	9.350 2	9.250 2	9.150 3	—.— OT	—.— OT	36.900 2
3	766	Jordan Anderson	TNT Gymnastics Cente	9.350 4	9.300 3	8.850 4	9.325 2	—.— OT	—.— OT	36.825 3
4	791	Peighton Heider	Ten Point O	9.225 6	9.250 4	8.275 7	9.100 5	—.— OT	—.— OT	35.850 4
5	771	Isabella Walker	TNT Gymnastics Cente	9.200 7	8.550 9	9.000 3	9.000 6T	—.— OT	—.— OT	35.750 5
6	691	Ryleigh Jordan	Hartwell Twisters-	9.375 3	8.900 8	7.950 11	9.125 4	—.— OT	—.— OT	35.350 6
7	765	Lia Schneider	St Charles Gym Aca	<b>9.500</b> 1	8.500 10	8.400 6	8.925 9	—.— OT	—.— OT	35.325 7
8	834	Karyn Magrill	YMCA Aerials	9.250 5	8.300 11	8.800 5	8.950 8	—.— OT	—.— OT	35.300 8
9	781	Elisabeth Cook	Taylor Gymnastics	9.000 12	9.000 6T	8.000 10	9.000 6T	—.— OT	—.— OT	35.000 9
10	678	Juliana Malena	GymKidz	9.100 11	9.150 5	8.250 8	8.125 12	—.— OT	—.— OT	34.625 10
11	635	Elena Delgado	Camden Gymnastics	9.150 8T	9.000 6T	8.050 9	8.200 11	—.— OT	—.— OT	34.400 11
12	726	Kyah Blundell	Powerhouse Academy	9.125 10	8.250 12	7.300 12	8.900 10	—.— OT	—.— OT	33.575 12







# Girls '14 AAU AG National Championship

## Meet Results

Women / 3 / Ch E  
Session: 2C

Jun 12-15, 2014

Judge's Signatures

Rank	Num	Name	Gym							AA
1	723	Gianna Ruffing	New England Academy	9.375 5	9.525 2	9.250 5	<b>9.550</b> 1	—. OT	—. OT	<b>37.700</b> 1
2	684	Kaylee Castleberry	Gymsations	9.425 3	<b>9.650</b> 1	9.325 3	9.250 3T	—. OT	—. OT	37.650 2
3	611	Julie Korfhage	Andover All Stars	<b>9.525</b> 1	9.350 5	9.400 2	9.250 3T	—. OT	—. OT	37.525 3
4	614	Kylie Glover	Beaches Gymnastics	9.350 6T	9.450 3	9.275 4	9.225 5	—. OT	—. OT	37.300 4
5	734	Samantha Peck	Rising Stars Gym	9.475 2	9.300 6	<b>9.450</b> 1	8.925 8T	—. OT	—. OT	37.150 5
6	718	Emma Ciaffoni	New England Academy	9.025 14	9.250 8T	9.050 7	9.050 6	—. OT	—. OT	36.375 6
7	666	Alissa Marrison	Geneva Vikings	9.300 8T	9.425 4	8.700 9	8.700 11	—. OT	—. OT	36.125 7
8	675	Esther Jena	GymKidz	9.300 8T	9.275 7	8.000 13	9.325 2	—. OT	—. OT	35.900 8
9	686	Marina Mackinnon	Gymsations	9.200 12	8.650 13	9.125 6	8.675 12	—. OT	—. OT	35.650 9
10	712	Ivy West	Lake Murray Gym	9.350 6T	8.550 14T	8.575 10	8.950 7	—. OT	—. OT	35.425 10
11	700	Naomi Steffey	Junglenastics	8.800 16	8.750 11	8.900 8	8.925 8T	—. OT	—. OT	35.375 11
12	757	Kaitlyn Howard	Southern Elite Gym	9.100 13	8.900 10	8.150 11	8.625 13	—. OT	—. OT	34.775 12
13	624	Nicole Campos	CATS Gymnastics of W	9.400 4	9.250 8T	7.000 16	8.875 10	—. OT	—. OT	34.525 13
14	783	Molly Lundy	Taylor Gymnastics	9.275 10T	8.550 14T	8.100 12	8.500 15	—. OT	—. OT	34.425 14
15	701	Aspen Tover	Junglenastics	9.275 10T	8.725 12	7.750 14T	8.450 16	—. OT	—. OT	34.200 15
16	738	Alexa Cavaliere	Riverside Brookfield	9.000 15	8.550 14T	7.750 14T	8.575 14	—. OT	—. OT	33.875 16

# Girls '14 AAU AG National Championship





## Meet Results

Jun 12-15, 2014

Page: 1  
Printed: 6/20/2014 6:22:51 PM

Women / 3 / Jr C  
Session: 3C

Judge's Signatures

Rank	Num	Name	Gym							AA
1	702	Carina Burdick	Lake Murray Gym	<b>9.600</b> 1	<b>9.700</b> 1	<b>9.550</b> 1	9.475 2	—. OT	—. OT	<b>38.325</b> 1
2	745	Federica Kauffmann	South Miami Gym	9.475 3T	9.575 2	9.500 2	<b>9.525</b> 1	—. OT	—. OT	38.075 2
3	693	Ajae Henderson	Hutchinson Gym	9.475 3T	9.350 4	9.100 4	9.300 3	—. OT	—. OT	37.225 3
4	792	Alexis Pluta	Ten Point O	9.350 5T	9.200 6T	9.125 3	9.275 4	—. OT	—. OT	36.950 4
5	773	Lucy Berdeen	TUMBLEBEES	9.500 2	9.100 9	8.850 7	9.100 7	—. OT	—. OT	36.550 5
6	685	Emma Golota	Gymsations	9.175 10	9.450 3	8.600 10T	9.200 6	—. OT	—. OT	36.425 6
7	705	Landry Hardy	Lake Murray Gym	9.350 5T	8.450 13	8.900 5T	9.250 5	—. OT	—. OT	35.950 7
8	782	Emily Johnson	Taylor Gymnastics	9.000 13T	9.200 6T	8.650 9	9.000 8	—. OT	—. OT	35.850 8
9	832	Lily Hoke	YMCA Aerials	9.350 5T	8.975 10	8.550 12	8.950 9	—. OT	—. OT	35.825 9
10	817	Angeni Geremonte	Tropical Twisters	9.200 9	8.650 11	8.900 5T	8.875 10	—. OT	—. OT	35.625 10
11	2696	Kiara Chang	Junglenastics	9.150 11	8.500 12	8.750 8	8.825 11	—. OT	—. OT	35.225 11
12	637	Brenna Johnsen	Camden Gymnastics	9.250 8	9.175 8	8.600 10T	8.075 14	—. OT	—. OT	35.100 12
13	797	Alyzee Inks	The Emerald Academy	9.100 12	9.275 5	7.750 13	8.800 12	—. OT	—. OT	34.925 13
14	837	Karissa Gress	flip-n-out gym	9.000 13T	8.200 14	7.250 14	8.300 13	—. OT	—. OT	32.750 14





# Girls '14 AAU AG National Championship

## Meet Results

Women / 3 / Jr D  
Session: 3C

Jun 12-15, 2014

Judge's Signatures

Rank	Num	Name	Gym							AA
1	841	Zoe Bell	reflex gymnastics	9.550 3T	<b>9.850</b> 1	<b>9.400</b> 1T	<b>9.525</b> 1T	—. OT	—. OT	<b>38.325</b> 1
2	808	Angelique Scarano	Top Contenders	<b>9.600</b> 1T	9.525 5	<b>9.400</b> 1T	9.275 4T	—. OT	—. OT	37.800 2
3	830	Khyra Gonzales	X-Treme Gymnastics	9.300 8T	9.575 4	9.300 3	<b>9.525</b> 1T	—. OT	—. OT	37.700 3
4	631	Liliana Remillard	CATS Gymnastics of W	9.550 3T	9.725 2	8.950 8	9.025 8	—. OT	—. OT	37.250 4
5	608	Emily Roberts	Ancient City Gym	9.300 8T	9.600 3	9.025 7	9.100 7	—. OT	—. OT	37.025 5
6	769	Valentina Guerrero	TNT Gymnastics Cente	9.325 6T	9.475 6	8.550 13	9.275 4T	—. OT	—. OT	36.625 6
7	652	Joshwelle Dela Rama	Elite Gymnastics	9.150 13	8.650 11	9.275 4	9.375 3	—. OT	—. OT	36.450 7
8	778	Vanessa Neubauer	TUMBLEBEES	9.275 11	9.175 7	9.200 5	8.700 12	—. OT	—. OT	36.350 8
9	829	Khloi Bird	X-Treme Gymnastics	9.325 6T	8.800 10	9.100 6	8.900 10	—. OT	—. OT	36.125 9
10	644	Anna Collins	D.E.E.N.O.S. Planet	<b>9.600</b> 1T	8.475 12	8.900 9	8.850 11	—. OT	—. OT	35.825 10
11	740	Aleah Shaw	Salina GemStars	9.475 5	8.400 13	8.700 11T	9.150 6	—. OT	—. OT	35.725 11
12	687	Allisson Summersill	Gymsations	9.125 14	8.900 9	8.700 11T	8.375 14	—. OT	—. OT	35.100 12
13	629	Karlie Navor	CATS Gymnastics of W	9.300 8T	9.050 8	7.350 14	8.950 9	—. OT	—. OT	34.650 13
14	677	Jalexys Jules	GymKidz	9.250 12	7.800 14	8.750 10	8.550 13	—. OT	—. OT	34.350 14

# Girls '14 AAU AG National Championship





## Meet Results

Jun 12-15, 2014

Page: 1  
Printed: 6/20/2014 6:24:14 PM

Women / 3 / Jr E  
Session: 3C

Judge's Signatures

Rank	Num	Name	Gym							AA
1	822	Caitlin Cassells	Twins Gymnastics	9.500 3	<b>9.700</b> 1	9.175 2	<b>9.475</b> 1T	—. OT	—. OT	<b>37.850</b> 1
2	690	Aliza Hart	Hartwell Twisters-	9.350 5	9.225 3	<b>9.375</b> 1	<b>9.475</b> 1T	—. OT	—. OT	37.425 2
3	607	Bailey Mcquaig	Ancient City Gym	<b>9.600</b> 1T	9.625 2	8.800 4	9.350 3	—. OT	—. OT	37.375 3
4	689	Avery Clark	Hartwell Twisters-	9.075 8	9.075 4	9.150 3	9.075 6T	—. OT	—. OT	36.375 4
5	653	Anna Waddell	Elite Gymnastics	9.200 7	9.025 6	8.600 6	9.175 5	—. OT	—. OT	36.000 5
6	760	Jordyn Martin	Sports Rock Gym	9.450 4	8.700 7	8.350 7	9.250 4	—. OT	—. OT	35.750 6
7	602	Alexis Dresser	AerialsGymnastics	<b>9.600</b> 1T	8.325 9	8.700 5	9.075 6T	—. OT	—. OT	35.700 7
8	698	Ashley Jebb	Junglenastics	9.325 6	8.425 8	8.100 8	8.725 8	—. OT	—. OT	34.575 8
9	754	Melanie Purcell	Southeast Gymnastics	8.650 9	9.050 5	8.000 9	8.375 9	—. OT	—. OT	34.075 9