

Girls '14 AAU AG National Championship

Meet Results





Jun 12-15, 2014

Page: 1
Printed: 6/13/2014 8:12:45 PM

Women / 4 / Ch A

Session: All

Judge's Signatures

Rank	Num	Name	Gym					AA
1	1008	Kayden Clift	Top Contenders	9.300 4	9.575 2	9.650 1	9.525 1	38.050 1
2	953	Isabella Markovich	Junglenastics	8.900 7	9.650 1	9.425 2	9.350 3	37.325 2
3	972	Allison Kaempfer	Rising Stars Gym	9.325 3	9.150 5T	9.375 3	9.450 2	37.300 3
4	1032	Cassidy Chafin	Reflex Gymnastics	9.500 1	9.150 5T	9.025 6	9.050 5	36.725 4
5	940	Abby Angelichio	Harris Chalkettes	9.350 2	9.275 4	9.075 5	8.450 11	36.150 5
6	947	Lindsay Trakimowicz	Harris Chalkettes	9.000 6T	9.400 3	8.600 9	9.075 4	36.075 6
7	1028	Aaliyah Krause	Wildcard Gymnastics	9.250 5	9.100 6	8.825 7	8.625 9	35.800 7
8	924	Sara Jane Veal	Camden Gymnastics	8.850 8	7.800 11	9.150 4	8.950 7	34.750 8
9	942	Sary Clarkson	Harris Chalkettes	8.600 10	8.300 8	8.800 8	9.025 6	34.725 9
10	920	Katelyn Hickson	Camden Gymnastics	9.000 6T	8.450 7	8.550 10	8.550 10	34.550 10
11	1019	Sierra Fetzer	Tropical Twisters	8.650 9T	8.250 9	8.175 12	8.725 8	33.800 11
12	964	Dayci Alston	Powerhouse Academy	8.650 9T	7.950 10	8.475 11	7.775 12	32.850 12

Girls '14 AAU AG National Championship

Meet Results





Jun 12-15, 2014

Page: 1
Printed: 6/13/2014 8:12:48 PM

Women / 4 / Ch B

Session: All

Judge's Signatures

Rank	Num	Name	Gym					AA
1	988	Lillie Stipe	Southeastern Elite G	9.275 3	9.400 3T	9.300 3	9.725 1	37.700 1
2	935	Diana Hernandez	GymKidz	9.000 7T	9.450 1	9.575 1	9.500 2	37.525 2
3	1013	Chloe Krug	Top Contenders	9.350 2	9.425 2	9.200 5	9.200 3T	37.175 3
4	914	Sophia Rodriguez	CATS Gymnastics of W	9.500 1	9.400 3T	9.125 6	8.900 6T	36.925 4
5	1000	Nicole Acosta	Team Vidalia	9.000 7T	9.150 5	9.225 4	8.900 6T	36.275 5
6	933	Maggie Lantka	Golden's Gymnastics	9.150 4	9.175 4	8.600 9	9.200 3T	36.125 6
7	1036	Nina Gehring	Reflex Gymnastics	8.700 9	8.850 9	9.350 2	9.075 4	35.975 7
8	934	Leslie Lovell	Golden's Gymnastics	9.075 6	9.100 6	7.900 13T	9.050 5	35.125 8
9	965	Alisha Lemons	Powerhouse Academy	9.100 5	8.150 11	8.500 10	8.900 6T	34.650 9
10	1034	Peyton Danker	Reflex Gymnastics	8.550 10T	8.950 7T	8.925 7	8.075 10	34.500 10
11	941	Maia Bond	Harris Chalkettes	8.550 10T	8.900 8	8.850 8	8.175 9	34.475 11
12	906	Marissa Myers	Ancient City Gym	8.750 8	8.950 7T	7.900 13T	8.700 8	34.300 12
13	943	Grace Fitzgerald	Harris Chalkettes	8.500 11	8.450 10	8.100 11	8.725 7	33.775 13
14	959	Sophia Rodriguez	Legendz	8.400 12	6.500 12	8.075 12	7.625 11	30.600 14

Girls '14 AAU AG National Championship

Meet Results





Jun 12-15, 2014

Page: 1
Printed: 6/13/2014 8:12:50 PM

Women / 4 / Ch C

Session: All

Judge's Signatures

Rank	Num	Name	Gym					AA
1	1010	Shelby Goode	Top Contenders	9.200 7T	9.675 2	9.700 1	9.650 4	38.225 1
2	1011	Gabrielle Healis	Top Contenders	9.425 3	9.725 1	9.200 3	9.725 2	38.075 2
3	902	Tasha Senterfit	Aerial Express	9.350 4T	9.600 3	9.025 7T	9.625 5	37.600 3
4	989	Jenna Barnett	Sports Rock Gym	9.350 4T	9.000 8	9.550 2	9.575 6T	37.475 4
5	966	Kenley Lemons	Powerhouse Academy	9.200 7T	9.200 5T	9.150 5	9.575 6T	37.125 5
6	1025	Solomiya Maykovych	WGV Gymnastics	9.175 8T	9.200 5T	9.025 7T	9.700 3	37.100 6
7	903	Andi Barbour	Ancient City Gym	9.300 5	9.100 6	9.175 4	9.350 7T	36.925 7
8	909	Abby Thibodeau	Ancient City Gym	9.250 6	9.500 4	8.300 9	9.775 1	36.825 8
9	973	Ellie Rafalski	Rising Stars Gym	9.600 1	9.200 5T	7.825 10	9.350 7T	35.975 9
10	986	Karsyn Hayes	Southeastern Elite G	9.175 8T	9.050 7	9.125 6	8.500 11	35.850 10
11	1004	Emma Castro-Poveda	The GymNest	9.000 9	8.850 9T	8.750 8T	8.650 10	35.250 11
12	944	Mary Nell Howard	Harris Chalkettes	9.450 2	8.850 9T	7.550 11	8.725 9	34.575 12
13	992	Rhen Myers	Sports Rock Gym	8.700 10	0.000 10	8.750 8T	9.000 8	26.450 13

Girls '14 AAU AG National Championship

Meet Results





Jun 12-15, 2014

Page: 1
Printed: 6/13/2014 8:12:53 PM

Women / 4 / Ch D

Session: All

Judge's Signatures

Rank	Num	Name	Gym					AA
1	923	Romy Stephens	Camden Gymnastics	9.200 2	9.150 2	9.425 3	9.500 1T	37.275 1
2	915	McClain Allen	Camden Gymnastics	9.075 3	9.400 1	9.450 2T	9.125 3	37.050 2
3	951	Kelsi Spann	Hutchinson Gym	9.475 1	9.000 3	9.450 2T	8.675 5	36.600 3
4T	1031	Taylor Bozeman	Reflex Gymnastics	9.000 4T	8.650 5	9.075 5T	9.325 2	36.050 4T
4T	1006	Peyton Lovett	The GymNest	8.900 5	8.850 4	9.275 4	9.025 4	36.050 4T
5	993	Carla Urdaneta	Sports Rock Gym	8.800 7	7.550 12	9.700 1	9.500 1T	35.550 5
6	987	Maddey McQuaig	Southeastern Elite G	9.000 4T	8.550 6T	9.075 5T	8.550 7T	35.175 6
7	927	Krimsen Wright	Double Dose Gym	8.850 6	8.550 6T	8.450 7T	8.475 8	34.325 7
8	1035	Kaitlyn Fowler	Reflex Gymnastics	8.375 11	8.350 7	8.450 7T	8.550 7T	33.725 8
9	957	Jaydn Porter	Legendz	8.650 9	8.250 8	8.125 9	8.650 6	33.675 9
10	971	Ella Goldfarb	Rising Stars Gym	8.700 8	7.900 11	8.750 6	8.125 10	33.475 10
11	2699	Madilyn Musgrove	Southeastern Elite G	8.325 12	8.200 9	8.400 8	8.100 11	33.025 11
12	963	Lauren Plank	New England Academy	7.900 13	8.100 10	7.950 10	8.425 9	32.375 12
13	1021	Clare Mcmillian	Tropical Twisters	8.400 10	7.450 13	7.750 11	7.400 12	31.000 13

Girls '14 AAU AG National Championship

Meet Results





Jun 12-15, 2014

Page: 1
Printed: 6/13/2014 8:12:57 PM

Women / 4 / Jr A

Session: All

Judge's Signatures

Rank	Num	Name	Gym					AA
1	991	Mya Frisby	Sports Rock Gym	9.375 1	8.950 8	9.775 1	9.800 2	37.900 1
2	1024	Emma Burkhardt	WGV Gymnastics	9.350 2T	9.200 4	9.500 2T	9.825 1	37.875 2
3	931	Savannah Morris	Gold Coast Gym	9.150 4	9.375 2	9.350 3	9.675 3	37.550 3
4	916	Rylie Collier	Camden Gymnastics	9.350 2T	9.025 6	9.500 2T	9.175 5	37.050 4
5	945	Anne Lapiana	Harris Chalkettes	9.100 5T	9.500 1	9.225 4	9.125 6T	36.950 5
6	995	Jenna Kraus	St Charles Gym Aca	9.250 3	9.000 7	8.750 6	9.250 4	36.250 6
7	1001	Hayden Williamson	Team Vidalia	9.100 5T	9.250 3	8.625 7	8.700 8	35.675 7
8	946	Sydney Locke	Harris Chalkettes	8.600 8	9.125 5	8.850 5	8.250 9	34.825 8
9	1030	Megan Caton	YMCA Aerials	9.000 6	8.350 10	8.125 9	9.125 6T	34.600 9
10	1033	Kelly Coll	Reflex Gymnastics	8.700 7	8.050 11	8.575 8	8.925 7	34.250 10
11	962	Vivian Nikolai	MAGiC Gymnastics	8.400 9	8.750 9	7.525 10	7.850 10	32.525 11

Girls '14 AAU AG National Championship

Meet Results





Jun 12-15, 2014

Page: 1
Printed: 6/13/2014 8:12:59 PM

Women / 4 / Jr B

Session: All

Judge's Signatures

Rank	Num	Name	Gym					AA
1	977	Samantha Ableman	South Miami Gym	8.575 10	9.275 1	9.575 1	9.500 1	36.925 1
2	918	Hannah Farmer	Camden Gymnastics	9.075 2T	9.175 3	9.200 2	9.450 2	36.900 2
3	996	Ava Spielman	St Charles Gym Aca	8.850 6	9.250 2	9.100 4	9.275 6	36.475 3
4	983	Charlize Ramos	South Miami Gym	9.300 1	8.550 6T	9.125 3	9.200 7	36.175 4
5	976	Mia Giurini	Riverside Brookfield	9.075 2T	9.125 4	8.500 8	9.350 4T	36.050 5
6	990	Hannah Brownell	Sports Rock Gym	8.775 7	8.950 5	8.950 6	9.350 4T	36.025 6
7	979	Emma-Grace Delvillar	South Miami Gym	9.000 4	8.550 6T	8.800 7	9.375 3	35.725 7
8	948	Aubrie Ellinger	Heartland Gymnastics	8.525 11	8.000 9	9.000 5	9.325 5	34.850 8
9	998	Cameryn Van Wart	TNT Gymnastics Cente	9.050 3	8.500 7T	8.325 11	8.625 9T	34.500 9
10	938	Alexandra Torres	GymKidz	8.900 5T	7.900 10	8.475 9	8.625 9T	33.900 10
11	1005	Elise Hand	The GymNest	8.900 5T	7.850 11	8.400 10	8.725 8	33.875 11
12	1029	Norah Tait	Wildcard Gymnastics	8.625 9	8.150 8	8.175 12	7.400 10T	32.350 12
13	970	Brooklyn Bilz	Rainbow Gymnastics	8.700 8	8.500 7T	7.500 13	7.400 10T	32.100 13

Girls '14 AAU AG National Championship

Meet Results





Jun 12-15, 2014

Page: 1
Printed: 6/13/2014 8:13:01 PM

Women / 4 / Jr C

Session: All

Judge's Signatures

Rank	Num	Name	Gym					AA
1	930	Ariel Davis	Florence Gymnastics	9.475 1	9.450 2T	9.325 2T	9.600 2	37.850 1
2	910	Sophia Murphy	Andover All Stars	9.300 3	9.450 2T	9.375 1	9.700 1	37.825 2
3	985	Maylie Flanagan	Southeastern Elite G	9.400 2T	9.475 1	8.825 4T	9.250 4	36.950 3
4	640	Elizabeth Pressley	Camden Gymnastics	9.200 4	8.925 4	9.200 3	9.075 6	36.400 4
5	997	Madison Dassa	TNT Gymnastics Cente	9.000 5	8.350 8T	8.550 6	9.275 3	35.175 5
6	925	Emma Mason	Double Dose Gym	9.400 2T	8.350 8T	7.925 12	9.175 5	34.850 6
7	975	Tierney Cunningham	Riverside Brookfield	8.650 9	8.850 5	8.525 7	8.725 10	34.750 7
8	999	Rebecca Shoaff	Taylor Gymnastics	8.900 6	8.325 9	8.650 5	8.850 8T	34.725 8
9	921	Morgan Kailimai	Camden Gymnastics	8.575 10	8.300 10T	9.325 2T	8.500 12	34.700 9
10	937	Regina Sacal	GymKidz	8.800 7T	8.750 6	8.300 9T	8.775 9	34.625 10
11	905	Skyler Klinge	Ancient City Gym	8.000 12T	8.950 3	8.150 10	8.850 8T	33.950 11
12	1022	Laney Padgett	Tropical Twisters	8.800 7T	8.300 10T	8.375 8	8.200 14	33.675 12
13	952	Gwendolyn Demaso	I&M Gymnastics	8.700 8	8.500 7	7.650 13	8.700 11	33.550 13
14	958	Hannah Rodriguez	Legendz	8.250 11	7.250 13	8.825 4T	8.950 7	33.275 14
15T	954	Kristin Ridinger	Junglenastics	8.000 12T	8.000 11	8.300 9T	8.850 8T	33.150 15T
15T	956	Jessiana Jenkins	Legendz	8.800 7T	7.900 12	8.000 11	8.450 13	33.150 15T

Girls '14 AAU AG National Championship

Meet Results





Jun 12-15, 2014

Page: 1
Printed: 6/13/2014 8:13:07 PM

Women / 4 / Sr A

Session: All

Judge's Signatures

Rank	Num	Name	Gym					AA
1	922	Ella Marroquin	Camden Gymnastics	8.825 5	8.900 1	9.700 1	8.900 5	36.325 1
2	949	Hannah Bennett	Hutchinson Gym	9.000 2T	8.700 3T	9.275 2	9.050 4	36.025 2
3	912	Allison Bunchuk	CATS Gymnastics of W	8.500 8	8.800 2	9.000 5	9.300 1	35.600 3
4	981	Preston Manna	South Miami Gym	9.100 1	7.750 11T	8.850 6	9.225 2	34.925 4
5	913	Ruth Lively	CATS Gymnastics of W	8.750 6	8.150 7T	8.550 8	9.100 3	34.550 5
6	2698	Alexis Paolone	Ohio Gymnastics Inst	8.200 11	8.650 4	9.050 4	8.300 12	34.200 6
7	967	Cassidy Rodriguez	Powerhouse Academy	9.000 2T	8.275 6	8.325 10	8.500 8	34.100 7
8	980	Emma Larson	South Miami Gym	8.450 9	8.150 7T	9.100 3	8.325 11	34.025 8
9	1020	Rachel Mcchesney	Tropical Twisters	8.900 3	8.050 8	8.650 7	8.400 9	34.000 9
10	994	Bella Disilvestro	St Charles Gym Aca	8.600 7	8.700 3T	8.250 11	8.375 10	33.925 10
11	901	Asjha Fields	AcroBrats	8.000 14	8.350 5	8.475 9	8.750 7	33.575 11
12	904	Maggie Cavanaugh	Ancient City Gym	8.025 13	7.750 11T	8.050 13	8.800 6	32.625 12
13	968	Ciera Wright	Powerhouse Academy	8.425 10	7.875 9	8.200 12	8.075 13	32.575 13
14	969	Jade Wright	Powerhouse Academy	8.850 4	7.550 12	8.000 14	8.000 14	32.400 14
15	960	Allison Geiger	MAGiC Gymnastics	8.050 12	7.800 10	7.575 15	7.650 15	31.075 15

Girls '14 AAU AG National Championship

Meet Results





Jun 12-15, 2014

Page: 1
Printed: 6/13/2014 8:13:22 PM

Women / 4 / Sr B

Session: All

Judge's Signatures

Rank	Num	Name	Gym					AA
1	974	Erin Wiegman	Rising Stars Gym	9.250 1T	9.525 1	9.300 3T	9.600 1	37.675 1
2	1009	Lorelai Gallo	Top Contenders	9.250 1T	9.350 4	9.550 1	9.425 5	37.575 2
3	911	Gabrielle Casnocha	BIO Gymnastics	9.125 3	9.425 3	9.150 5	9.450 4	37.150 3
4	950	Jenna Ramsey	Hutchinson Gym	9.250 1T	8.375 11	9.300 3T	9.550 2	36.475 4
5	907	Noel Plappert	Ancient City Gym	9.150 2	8.650 9	9.000 7	9.500 3	36.300 5
6	919	Jaelyn Farmer	Camden Gymnastics	8.800 5	9.000 5	9.100 6	9.200 6T	36.100 6
7	1016	Cassie Carpenter	Top Flight North Bra	8.600 7	8.250 12	8.950 8	9.200 6T	35.000 7
8	917	Isabell Del'Acqua	Camden Gymnastics	9.000 4	9.450 2	9.500 2	6.650 13	34.600 8
9T	1026	Gracie Weithman	WGV Gymnastics	8.100 10T	8.550 10	8.500 10	8.925 8	34.075 9T
9T	926	Madison Moore	Double Dose Gym	8.225 9	8.750 7	8.750 9	8.350 11	34.075 9T
10	1002	Hailey Shimrock	Ten Point O	8.350 8	7.100 14	9.175 4	9.175 7	33.800 10
11	1018	Nathaley Philemy	Tri-Star Gymnastics	8.650 6	8.800 6	7.725 12	8.550 9	33.725 11
12	982	Carla Perdomo	South Miami Gym	8.100 10T	8.700 8	8.175 11	8.525 10	33.500 12
13	1003	Kaylyn Strawderman	Ten Point O	8.025 11	7.850 13	7.475 13	8.025 12	31.375 13

Girls '14 AAU AG National Championship

Meet Results





Jun 12-15, 2014

Page: 1
Printed: 6/13/2014 8:13:38 PM

Women / 4 / Sr C

Session: All

Judge's Signatures

Rank	Num	Name	Gym					AA
1	1012	Savanna Kline	Top Contenders	9.450 1	9.625 1	9.000 4	9.575 1	37.650 1
2	1037	Tayler Malcolm	Reflex Gymnastics	9.000 6	9.025 4	9.275 1	9.275 2	36.575 2
3	1023	Jolie Baker	WGV Gymnastics	8.525 9	9.350 2	8.750 7	9.200 4	35.825 3
4	1014	Melissa Visnaw	Top Contenders	8.250 12T	9.000 5T	9.125 2	9.225 3	35.600 4
5	1007	Aliah Alexander	Thompson Gymnastics	9.250 2	8.550 6	9.025 3T	8.475 11	35.300 5
6	928	Rachel Crook	East Wichita YMCA	8.400 10	9.000 5T	8.925 5	8.900 7	35.225 6
7	932	Kate Pinder	Gold Coast Gym	8.350 11	9.200 3	9.025 3T	8.575 10	35.150 7
8	984	McKenzie Miller	South YMCA Gymcats	9.050 4	9.000 5T	8.150 12	8.600 9	34.800 8
9	1015	Alexis Kirschner	Top Flight North Bra	9.150 3	8.050 10	8.650 8	8.925 6	34.775 9
10	955	Bryona Dickerhoff	Legendz	9.025 5	8.300 9	8.500 10	8.750 8T	34.575 10
11	929	Kelly Nguyen	East Wichita YMCA	8.800 7	8.400 7	8.350 11	8.750 8T	34.300 11
12	961	Julianna Kollross	MAGIC Gymnastics	8.250 12T	8.350 8	8.600 9	9.075 5	34.275 12
13	908	Katherine Rodriguez	Ancient City Gym	8.775 8	7.650 11	8.775 6	8.400 12	33.600 13

Girls '14 AAU AG National Championship

Meet Results





Jun 12-15, 2014

Page: 1
Printed: 6/13/2014 8:13:40 PM

Women / 5 / Junior

Session: All

Judge's Signatures

Rank	Num	Name	Gym					AA
1	1108	Xaniah Williams	YMCA Aerials	9.375 1	9.150 1	8.750 1T	9.300 1	36.575 1
2	1107	Ariya Harris	Top Flight North Bra	9.350 2	8.000 3	8.750 1T	8.850 3	34.950 2
3	1106	Madalyn Phillips	South YMCA Gymcats	9.175 3	7.950 4	8.050 2	9.025 2	34.200 3
4	1104	Emilie Nursement	Silver Lakes Flyers	9.100 4	8.400 2	7.250 3	8.800 4	33.550 4

Girls '14 AAU AG National Championship

Meet Results





Jun 12-15, 2014

Page: 1
Printed: 6/13/2014 8:13:43 PM

Women / 5 / Senior

Session: All

Judge's Signatures

Rank	Num	Name	Gym					AA
1	1101	Alanna Garcia	GymKidz	9.200 2	8.250 2	9.075 1	9.150 1T	35.675 1
2	1102	Mabel Hirst	Hutchinson Gym	9.375 1	8.300 1	8.600 2	9.150 1T	35.425 2
3	1105	Delanie Radtke	Silver Lakes Flyers	9.125 3	8.000 3	7.225 4	8.950 2	33.300 3
4	1103	Audrey Horvath	MAGiC Gymnastics	8.400 4	7.000 4	7.250 3	7.300 3	29.950 4

Girls '14 AAU AG National Championship

Meet Results





Jun 12-15, 2014

Page: 1
Printed: 6/13/2014 8:13:45 PM

Women / XG / Sr B

Session: All

Judge's Signatures

Rank	Num	Name	Gym					AA
1	2432	Klara Tanhviseth	at the matinee gym	9.550 1T	9.650 1	9.425 1	9.625 3T	38.250 1
2	2350	Katie Hammang	Gold Coast Gym	9.550 1T	9.425 4T	9.125 4	9.800 1	37.900 2
3	2348	Kyla Hardy	Flips Gymnastics	9.500 2	9.525 2	8.900 7T	9.700 2	37.625 3
4	2375	Vanessa Lehman	Kathi's Dance & Gym	9.350 3T	9.425 4T	8.900 7T	9.625 3T	37.300 4
5	2393	Emma Nivison	Prestige Fit and Gym	9.050 8	9.500 3	9.350 2	9.150 5	37.050 5
6	2340	Tobey Hatfield	Elite Gymnastics	9.250 5	8.825 11	9.300 3	9.625 3T	37.000 6
7	2371	Katie Mallette	Junglenastics	9.350 3T	9.300 6	9.000 6	9.000 7	36.650 7
8	2385	Carrie Rudowske	Legendz	9.125 7	9.100 8	9.100 5	8.850 10	36.175 8
9	2305	Rachel Thorpe	AerialsGymnastics	9.025 9	9.250 7	8.100 11	9.325 4	35.700 9
10	2376	Samantha Smith	Kathi's Dance & Gym	9.000 10	8.950 10	8.450 8	8.950 8	35.350 10
11	2388	Ava Christensen	Northwest Gymnastics	8.950 11	9.350 5	7.900 12	9.050 6	35.250 11
12	2392	Brianna Gendreau	Prestige Fit and Gym	9.325 4	9.000 9	8.250 10	8.625 11	35.200 12
13	2372	Halie Abbott	KAATS GYMNASTICS	9.175 6	8.775 12	8.300 9	8.900 9	35.150 13

Girls '14 AAU AG National Championship

Meet Results





Jun 12-15, 2014

Page: 1
Printed: 6/13/2014 8:13:48 PM

Women / XG / Sr C

Session: All

Judge's Signatures

Rank	Num	Name	Gym					AA
1	2317	Grace Neal	CATS Gymnastics of J	9.875 1	9.350 7T	8.850 6T	9.325 7T	37.400 1
2	2334	Ashley Morris	East Pasco Gym	9.575 2	9.600 2	8.550 8	9.625 3	37.350 2
3T	2374	Madison Ewing	Kathi's Dance & Gym	9.100 9	9.350 7T	9.175 1	9.700 2	37.325 3T
3T	2391	Dixie Drawdy	Olympia Gymnastics	9.450 5	9.450 5	8.850 6T	9.575 5	37.325 3T
4	2352	Kelsey Smith	Gold Coast Gym	9.500 4T	9.350 7T	9.000 4T	9.400 6T	37.250 4
5	2395	Lauren Dehaan	RAYG Gymnastics	9.225 7	9.700 1T	8.925 5	9.325 7T	37.175 5
6	2433	Alexia Leasure	flip-n-out gym	9.000 12	9.500 3T	9.075 3	9.400 6T	36.975 6
7	2346	Cierra Swiney	Elite Gymnastics	9.300 6	9.400 6	8.450 9	9.800 1	36.950 7
8	2407	Hannah Quinn	SOMERSault Jungle	9.200 8	9.475 4	9.150 2	8.900 9T	36.725 8
9	2337	Alexi Silas	East Pasco Gym	8.950 13	9.700 1T	8.625 7T	9.050 8	36.325 9
10	2356	Emmalee Pyle	Heartland Gymnastics	9.525 3	9.250 8	7.800 11	9.600 4T	36.175 10
11	2417	Marie Lawson	TUMBLEBEES	9.500 4T	9.500 3T	9.000 4T	8.050 10T	36.050 11
12	2342	Brittany McCain	Elite Gymnastics	9.025 11	8.275 11	8.625 7T	9.600 4T	35.525 12
13	2396	Meghan Plutschow	RAYG Gymnastics	9.075 10	9.225 9	8.075 10	8.900 9T	35.275 13
14	2398	Kayla Brooks	Rainbow Gymnastics	8.900 14	8.350 10	7.650 12	8.050 10T	32.950 14

Girls '14 AAU AG National Championship

Meet Results





Jun 12-15, 2014

Page: 1
Printed: 6/13/2014 8:42:38 PM

Women / 2 / Jr G

Session: All

Judge's Signatures

Rank	Num	Name	Gym					AA
1	565	Kenya Jarrett	Twins Gymnastics	9.650 1	9.050 6	9.650 1	9.675 1	38.025 1
2	325	Kira Watt	CATS Gymnastics of J	9.150 11	9.525 1	9.625 2	9.625 2	37.925 2
3	546	Samantha McLaughlin	Top Contenders	9.525 5	9.175 5	9.425 3T	9.475 3	37.600 3
4	465	Beatriz Ribadeneira	South Miami Gym	9.550 3T	8.900 8T	9.425 3T	9.325 4T	37.200 4
5	453	Macy Williams	Rising Stars Gym	9.550 3T	9.400 2	8.900 6T	9.325 4T	37.175 5
6	462	Natalia Lopez	South Miami Gym	9.575 2	8.900 8T	8.925 5	9.275 6	36.675 6
7	309	Gracie Merckling	Ancient City Gym	9.300 7	9.350 3	8.775 9	9.075 8	36.500 7
8	518	Hailey Picon	TUMBLEBEES	9.175 10	9.325 4	8.650 10T	9.025 9	36.175 8
9	370	Brenna Surratt	East Pasco Gym	9.325 6	8.675 11	8.425 13	9.125 7	35.550 9
10	581	Mariana Marin-Jimenez	reflex gymnastics	8.925 12T	8.475 12	8.650 10T	8.875 10	34.925 10
11	440	Anabel O'Donnell	Pav YMCA Gym Starz	8.925 12T	8.800 10	8.825 8	8.350 12	34.900 11
12	363	Kalli Keith	East Pasco Gym	9.200 9	7.850 14	8.900 6T	8.800 11	34.750 12
13	308	Genevieve Gottschalk	Ancient City Gym	9.250 8	8.950 7	8.250 14	8.200 13	34.650 13
14	535	Sydney Vanover	Ten Point O	8.650 14	8.050 13	8.550 12	7.650 14	32.900 14

Girls '14 AAU AG National Championship

Meet Results





Jun 12-15, 2014

Page: 1
Printed: 6/13/2014 8:42:40 PM

Women / 2 / Sr A

Session: All

Judge's Signatures

Rank	Num	Name	Gym					AA
1	317	Faith House	CATS Gymnastics of J	9.600 1T	9.550 1	9.650 1	10.000 1	38.800 1
2	368	Leilah Rosario	East Pasco Gym	9.600 1T	9.225 4T	9.300 4	9.625 2	37.750 2
3	372	Natalie Virgen	East Pasco Gym	9.600 1T	9.025 8	9.325 3	9.475 3	37.425 3
4T	314	Amber Artega	Beaches Gymnastics	9.475 4	9.150 7	9.075 5	9.175 6T	36.875 4T
4T	422	Elizabeth Kuczynski	Individual	8.850 14	9.275 3	9.400 2	9.350 4	36.875 4T
6	395	Amy Cruz	GymKidz	9.425 5	8.925 11	8.975 6	9.250 5	36.575 6
7	380	Jenna Sherer	Florence Gymnastics	9.250 9T	9.300 2	8.875 8T	8.925 9	36.350 7
8	328	Rylee Bleakley	CATS Gymnastics of W	9.300 7T	9.225 4T	8.850 10	8.900 10	36.275 8
9	477	Darian Dinkins	Southeastern Elite G	9.300 7T	8.550 13	8.775 11	9.175 6T	35.800 9
10	362	Emma Holbrook	East Pasco Gym	9.175 12	8.750 12	8.725 12	9.125 8	35.775 10
11	364	Alexa Miltner	East Pasco Gym	9.250 9T	8.950 10	8.875 8T	8.525 12	35.600 11
12	358	Makayla Chandler	East Pasco Gym	8.900 13	9.000 9	8.950 7	8.675 11	35.525 12
13	573	Alivia Mourer	flip-n-out gym	9.400 6	9.175 6	8.475 13	7.675 14	34.725 13
14	423	Elizabeth Smith	Junglenastics	9.250 9T	8.200 14	8.200 14	8.475 13	34.125 14

Girls '14 AAU AG National Championship

Meet Results





Jun 12-15, 2014

Page: 1
Printed: 6/13/2014 8:42:42 PM

Women / 2 / Sr B

Session: All

Judge's Signatures

Rank	Num	Name	Gym					AA
1	319	Annie Matot	CATS Gymnastics of J	9.600 1	9.350 1T	9.575 1	9.425 1T	37.950 1
2	393	Elisa Chong	GymKidz	9.525 3T	9.300 3	9.175 2	9.425 1T	37.425 2
3	330	Dara Ode	CATS Gymnastics of W	9.375 7	9.100 4T	9.100 3	9.350 3	36.925 3
4	512	Lillie Grace Holcomb	TUMBLEBEES	9.525 3T	9.350 1T	9.000 4T	8.850 7	36.725 4
5	562	Isabella Cristancho	Twins Gymnastics	9.575 2	8.700 7	9.000 4T	9.300 4	36.575 5
6	326	Aileen Aguirre	CATS Gymnastics of W	9.500 5	9.100 4T	8.450 10	9.125 6	36.175 6
7	439	Katie Jara	Pav YMCA Gym Starz	9.050 10	8.900 6	8.975 7	9.150 5	36.075 7
8	339	Jayden Johnson	Camden Gymnastics	9.300 8	8.300 10	9.000 4T	8.800 9	35.400 8
9	438	Karina Jara	Pav YMCA Gym Starz	9.000 11T	8.675 8	8.650 9	8.825 8	35.150 9
10	528	Alex Johnson	Team Vidalia	9.475 6	8.200 13	8.675 8	8.475 10	34.825 10
11	459	Daisha Young	Silver Lakes Flyers	9.075 9	8.575 9	8.325 12	8.425 11	34.400 11
12	472	Shayla Proctor	Southeast Gymnastics	9.000 11T	8.250 11T	8.400 11	8.175 12	33.825 12
13	532	Hannah Britnell	Ten Point O	8.875 13	8.250 11T	8.000 13	7.825 13	32.950 13

Girls '14 AAU AG National Championship

Meet Results





Jun 12-15, 2014

Page: 1
Printed: 6/13/2014 8:42:45 PM

Women / 2 / Sr C

Session: All

Judge's Signatures

Rank	Num	Name	Gym					AA
1	361	Marijane Hilton	East Pasco Gym	9.750 1	9.525 1	9.575 1	9.800 1	38.650 1
2	388	Sophia Replanski	Gold Coast Gym	9.625 2T	9.500 2	9.400 2	9.575 3T	38.100 2
3	490	Shay Levin	Southern Elite Gym	9.625 2T	9.400 3	9.250 3	9.400 6	37.675 3
4	316	Makenna Copeland	CATS Gymnastics of J	9.525 4	9.200 5	9.050 5T	9.675 2	37.450 4
5	398	Helene Lobree	GymKidz	9.475 6T	9.150 6	8.925 8	9.575 3T	37.125 5
6	554	Kelsey Slone	Top Flight North	9.400 8T	8.900 7	9.025 7	9.200 7	36.525 6
7	421	Daelyn Branch	Individual	9.350 10T	8.775 10	8.650 11	9.500 5	36.275 7
8	386	Isabella Munoz	Gold Coast Gym	9.475 6T	8.850 8	9.050 5T	8.875 9	36.250 8
9	349	Alexandria Flores	Dodge City Gym	9.400 8T	8.800 9	9.100 4	8.900 8	36.200 9
10	391	Waverly Vernon	Gold Coast Gym	9.000 13	9.275 4	8.900 9	8.550 13	35.725 10
11	590	Alexa Wilson	reflex gymnastics	9.500 5	8.750 11	8.350 14	8.450 14	35.050 11
12	457	Adriana Stanovich	Riverside Brookfield	9.150 12	8.400 12	8.525 12	8.675 12	34.750 12
13	382	Caitlin Clark	Gold Coast Gym	9.350 10T	8.200 13T	8.425 13	8.750 10	34.725 13
14	511	Caroline Hill	TUMBLEBEES	8.725 14	8.200 13T	8.775 10	8.725 11	34.425 14

Girls '14 AAU AG National Championship

Meet Results





Jun 12-15, 2014

Page: 1
Printed: 6/13/2014 8:42:47 PM

Women / 2 / Sr D

Session: All

Judge's Signatures

Rank	Num	Name	Gym					AA
1	445	Alexandra Kree	Rising Stars Gym	9.725 1	9.600 1	9.275 3	9.800 2	38.400 1
2	540	Evangeline Johnston	The GymNest	9.650 2	8.500 11	9.750 1	9.850 1	37.750 2
3	452	Emily Wallace	Rising Stars Gym	9.525 4	9.400 2	8.850 9	9.700 3	37.475 3
4	443	Grace Ketterle	Rising Stars Gym	9.500 5T	9.000 5	9.200 5	9.675 4	37.375 4
5	417	Cassidy Goans	Hutchinson YMCA	9.225 9	9.250 4	9.300 2	9.400 6	37.175 5
6	392	Sasha Auguste	GymKidz	9.550 3	8.750 7T	9.000 7	9.650 5	36.950 6
7	385	Esmeralda Lasanta	Gold Coast Gym	8.900 11	9.300 3	9.250 4	9.350 7	36.800 7
8	397	Stephanie Dowd	GymKidz	9.325 8	8.950 6	8.875 8	9.025 9	36.175 8
9	348	Carly Croft	Dodge City Gym	9.500 5T	8.750 7T	9.125 6	8.675 11	36.050 9
10	377	Cheyenne Daniels	Elite Gymnastics	9.350 7	8.550 10	8.825 10	9.200 8	35.925 10
11	432	Rachel Lindner	MAGiC Gymnastics	9.000 10	8.625 9	8.625 11	8.750 10	35.000 11

Girls '14 AAU AG National Championship

Meet Results





Jun 12-15, 2014

Page: 1
Printed: 6/13/2014 8:42:50 PM

Women / 2 / Sr E

Session: All

Judge's Signatures

Rank	Num	Name	Gym					AA
1	389	Kayla Simmons	Gold Coast Gym	9.525 3T	9.225 1	9.125 3	9.250 6	37.125 1
2	579	Natalie Howell	reflex gymnastics	9.775 1	9.050 4	9.050 5	9.100 10T	36.975 2
3	369	Briana Scalise	East Pasco Gym	9.400 9	9.000 5	9.025 6	9.475 1	36.900 3
4	520	Mati Stem	TUMBLEBEES	9.500 5T	9.175 2	9.000 7T	9.125 9	36.800 4
5	304	Aurora Simon	AerialsGymnastics	9.300 10T	8.925 6	9.075 4	9.275 4T	36.575 5
6	450	Renee Ratterree	Rising Stars Gym	9.500 5T	8.750 7	9.000 7T	9.200 7T	36.450 6
7T	402	Ashley Struble	GymKidz	9.550 2	8.350 10	9.200 1*	9.300 2T	36.400 7T
7T	394	Camila Clement	GymKidz	9.450 7T	8.550 9	9.200 1*	9.200 7T	36.400 7T
9	340	Madison Jose	Camden Gymnastics	9.450 7T	9.150 3	8.550 12	9.100 10T	36.250 9
10	504	Kaitlyn Murphy	TNT Gymnastics Cente	9.300 10T	8.650 8	8.800 11	9.300 2T	36.050 10
11	341	Allison Lanier	Camden Gymnastics	9.525 3T	8.000 12	8.825 10	9.275 4T	35.625 11
12	536	Katie Kovach	The Chalk Box	9.050 12	8.200 11	8.900 9	8.800 12	34.950 12

Girls '14 AAU AG National Championship

Meet Results





Jun 12-15, 2014

Page: 1
Printed: 6/13/2014 8:42:52 PM

Women / 2 / Sr F

Session: All

Judge's Signatures

Rank	Num	Name	Gym					AA
1	371	Brianna "Paige" Thomas	East Pasco Gym	9.425 6	9.250 3	9.400 1	9.800 1	37.875 1
2	387	Cameryn Poitras	Gold Coast Gym	9.550 2	9.625 1	9.050 4T	9.475 3	37.700 2
3	331	Mylla Ode	CATS Gymnastics of W	9.600 1	9.275 2	8.925 8	9.525 2	37.325 3
4	414	Brooke Butler	Helen's Gymnastics	9.450 4T	9.025 7T	9.200 2	9.100 9	36.775 4
5	433	Madison Alomar	Murrieta Valley Gym	9.400 7T	9.025 7T	9.000 6T	9.300 4	36.725 5
6	495	Alicia Ruehs	Southern Elite Gym	9.225 11T	9.150 4	9.000 6T	9.250 5	36.625 6
7	310	Brooke Stolica	Ancient City Gym	9.400 7T	9.125 5T	8.800 12T	9.175 6T	36.500 7
8	586	Joeshlyn Penalosa	reflex gymnastics	9.350 9T	9.125 5T	9.125 3	8.800 13	36.400 8
9	375	June Wright	East Pasco Gym	9.500 3	8.850 10	8.850 11	9.175 6T	36.375 9
10	435	Madison Ferguson	Murrieta Valley Gym	9.350 9T	8.950 9	8.875 9T	8.850 12	36.025 10
11	542	Ciera Shultz	The GymNest	9.225 11T	8.425 12T	8.800 12T	9.000 10	35.450 11
12	529	Chrislyn Kersey	Team Vidalia	9.450 4T	8.425 12T	8.875 9T	8.675 14	35.425 12
13	436	Brianne Foster	Murrieta Valley Gym	9.200 13	8.625 11	8.300 14	9.150 8	35.275 13
14	434	Gwen Burford	Murrieta Valley Gym	8.775 14	8.300 14	9.050 4T	8.875 11	35.000 14

Girls '14 AAU AG National Championship

Meet Results





Jun 12-15, 2014

Page: 1
Printed: 6/13/2014 8:42:54 PM

Women / 2 / Sr G

Session: All

Judge's Signatures

Rank	Num	Name	Gym					AA
1	365	Holly Phelps	East Pasco Gym	9.500 3T	9.475 1	9.650 1	9.750 1	38.375 1
2	415	Katelynn Brown	Hutchinson Gym	9.675 1	9.150 3	9.250 4	9.625 3	37.700 2
3	376	Kayla Nguyen	East Wichita YMCA	9.475 5	8.800 9	9.325 2	9.650 2	37.250 3
4	336	Bethany Welsh	CATS Gymnastics of W	9.450 6T	9.275 2	9.275 3	9.200 5	37.200 4
5	552	Desiree Scott	Top Flight North	9.500 3T	9.000 5	9.075 5	9.025 7	36.600 5
6	437	Ashton Heckermann	Murrieta Valley Gym	9.600 2	8.950 6T	8.850 9	9.125 6	36.525 6
7	548	Maria Abreu	Top Flight North	9.450 6T	8.900 8	8.750 10	9.400 4	36.500 7
8	550	Natalia Collazo	Top Flight North	9.400 8	8.950 6T	9.025 6	8.925 8	36.300 8
9	384	Aracelis Lasanta	Gold Coast Gym	9.050 11	9.050 4	9.000 7	8.900 9	36.000 9
10	574	Destiny Bermudez	reflex gymnastics	9.250 9T	8.500 10	8.875 8	8.450 12	35.075 10
11	584	Ashley Nazario	reflex gymnastics	9.250 9T	8.300 11	8.200 12	8.700 10	34.450 11
12	442	Bryanna Tapia	Pav YMCA Gym Starz	9.025 12	7.375 12	8.225 11	8.550 11	33.175 12

Girls '14 AAU AG National Championship

Meet Results





Jun 12-15, 2014

Page: 1
Printed: 6/13/2014 8:43:07 PM

Women / 6 / Jr C

Session: All

Judge's Signatures

Rank	Num	Name	Gym					AA
1	1261	Serena Maerten	Tropical Twisters	9.325 2	9.275 1	9.525 1	9.550 1	37.675 1
2	1259	Zoe Green	Tropical Twisters	9.250 3	8.625 6	9.350 2	9.375 3	36.600 2
3	1210	Deanna Woolard	Camden Gymnastics	9.200 4	8.450 7	9.225 3	9.450 2	36.325 3
4	1214	Jenna Stindt	Daves Gym Factory	9.150 5	8.825 4	9.150 5	8.900 11	36.025 4
5	1255	Lauren Carnduff	Tropical Twisters	8.950 6	8.800 5	8.650 9	9.250 6	35.650 5
6	1220	Mattison Stephenson	Florence Gymnastics	9.375 1	8.250 9T	8.625 10	9.350 4	35.600 6
7	1254	Kennedy Derochers	TNT Gymnastics Cente	8.800 7T	8.900 2	8.700 7T	9.100 7	35.500 7
8	1206	Jenna Dougherty	CATS Gymnastics of J	8.625 11	8.250 9T	9.175 4	8.950 10	35.000 8
9	1204	Amanda Bastin	CATS Gymnastics of J	8.725 9	8.350 8	8.500 12	9.325 5	34.900 9
10	1251	Victoria Maxton	Salina GemStars	8.675 10	8.850 3	8.275 13	8.700 14	34.500 10
11	1224	Chloe Demaso	I&M Gymnastics	8.425 14	8.025 11	8.875 6	8.850 12T	34.175 11
12	1250	Ryleigh Watkins	Powerhouse Academy	8.600 12	7.400 13	8.550 11	9.000 8	33.550 12
13	1208	Kinsey Cribbs	CATS Gymnastics of W	8.800 7T	7.000 14	8.700 7T	8.975 9	33.475 13
14	1262	Emily McChesney	Tropical Twisters	8.575 13	7.750 12	7.275 14	8.850 12T	32.450 14

Girls '14 AAU AG National Championship

Meet Results





Jun 12-15, 2014

Page: 1
Printed: 6/13/2014 8:43:09 PM

Women / 6 / Sr A

Session: All

Judge's Signatures

Rank	Num	Name	Gym					AA
1	1260	Payton Keim	Tropical Twisters	9.250 3	9.175 1	9.550 1	9.700 1	37.675 1
2	1213	Ashley Reed	Daves Gym Factory	9.050 4	9.075 2	9.000 5	9.350 2	36.475 2
3	1264	Kari Schell	Tropical Twisters	9.350 1	8.500 8	9.075 4	8.875 5	35.800 3
4	1268	Brianna Brown	flip-n-out gym	8.850 6	8.950 4	8.450 8	9.025 4	35.275 4
5	1229	Summer Edwards	JENKS GYMNASTICS OK	8.725 7	8.550 6T	8.775 6	9.175 3	35.225 5
6	1212	Grace Naumann	Daves Gym Factory	9.300 2	9.000 3	8.575 7	8.025 11	34.900 6
7	1205	Danielle Chew	CATS Gymnastics of J	7.950 11	8.550 6T	9.500 2	8.750 7	34.750 7
8	1207	Reyna Nixon	CATS Gymnastics of J	9.000 5	8.000 9	8.400 9	8.350 10	33.750 8
9	1222	Chloe Pressley	Gymsations	8.500 9	7.250 11	9.175 3	8.775 6	33.700 9
10	1230	Victoria Harris	JENKS GYMNASTICS OK	8.475 10	8.600 5	7.950 11	8.550 8T	33.575 10
11	1228	Madeline Betancourt	JENKS GYMNASTICS OK	8.600 8	7.600 10	8.025 10	8.550 8T	32.775 11

Girls '14 AAU AG National Championship

Meet Results





Jun 12-15, 2014

Page: 1
Printed: 6/13/2014 8:43:11 PM

Women / 6 / Sr B

Session: All

Judge's Signatures

Rank	Num	Name	Gym					AA
1	1216	Lilly Westphal	Daves Gym Factory	9.050 6	9.050 3	9.425 1	9.625 2	37.150 1
2	1217	Peyton Clarke	Diva Gymnastics Aca	9.100 2T	9.300 1	8.900 8	9.775 1	37.075 2
3	1215	Jessie Stindt	Daves Gym Factory	9.450 1	8.600 6	9.300 2	9.250 10	36.600 3
4	1234	Gizalia Smith-Kelso	Kathi's Dance & Gym	8.850 9	9.175 2	9.025 5	9.275 8T	36.325 4
5	1218	Emily Ford	Diva Gymnastics Aca	8.950 7	8.800 4	8.775 10T	9.475 3	36.000 5
6T	1209	Alexia Moraes	CATS Gymnastics of W	8.800 10	8.550 7	8.825 9	9.400 4	35.575 6T
6T	1245	Gillian Hass	Northwest Gymnastics	9.100 2T	8.750 5	8.925 7	8.800 13	35.575 6T
8	1263	Bailey Price	Tropical Twisters	8.875 8	8.200 8	9.075 3	9.225 11	35.375 8
9	1227	Karina Sanchez	I&M Gymnastics	9.075 4T	8.150 9	8.725 12	9.350 5	35.300 9
10	1223	Madison Aivaz	Hilton Head Island	9.075 4T	8.050 10	8.775 10T	8.950 12	34.850 10
11	1244	Kristin Colbert	Northwest Gymnastics	8.600 12	7.850 11	9.000 6	9.300 7	34.750 11
12	1231	Savannah Mosier	JENKS GYMNASTICS OK	8.525 13	7.750 12	9.050 4	9.325 6	34.650 12
13	1257	Marissa Fetzer	Tropical Twisters	8.775 11	7.600 14	8.600 13	9.275 8T	34.250 13
14	1242	Sydney Tishim	MAGiC Gymnastics	8.275 14	7.650 13	7.325 14	7.750 14	31.000 14

Girls '14 AAU AG National Championship

Meet Results





Jun 12-15, 2014

Page: 1
Printed: 6/13/2014 8:42:56 PM

Women / XB / Jr A

Session: All

Judge's Signatures

Rank	Num	Name	Gym					AA
1	2147	Brielle Meade	Olympia Gymnastics	9.600 2	9.500 1	8.975 2	9.550 1	37.625 1
2	2103	Emmerson Gurnsey	CGC Gymnastics	9.375 4T	9.000 4	8.700 4	9.500 2	36.575 2
3	2150	Mia Renshaw	Olympia Gymnastics	9.500 3	8.700 8	9.050 1	9.025 5	36.275 3
4	2137	Ambra Andrist	KAATS GYMNASTICS	9.200 8	9.100 3	8.400 6	9.350 3T	36.050 4
5	2146	Tabi Mcdaniel	Olympia Gymnastics	8.825 10	8.575 9	8.875 3	8.850 6T	35.125 5
6	2125	Libby Younger	Heartland Gymnastics	9.375 4T	8.900 6	7.750 13	8.800 8	34.825 6
7	2145	Kylee Kelty	Olympia Gymnastics	8.550 12	8.950 5	8.375 7	8.850 6T	34.725 7
8T	2115	Londyn Glover	Flips Gymnastics	9.650 1	8.100 12	8.175 10	8.775 9	34.700 8T
8T	2142	Dai Davis	Olympia Gymnastics	9.075 9	8.800 7	8.325 8	8.500 11	34.700 8T
10	2106	Addison Spencer	CGC Gymnastics	7.600 13	9.325 2	7.775 12	9.350 3T	34.050 10
11	2149	Carolina Pavlik	Olympia Gymnastics	9.375 4T	8.400 11	8.225 9	7.925 13	33.925 11
12	2140	Rylee Arborgast	Olympia Gymnastics	9.300 7	7.300 13	8.575 5	8.700 10	33.875 12
13	2141	Makayla Clark	Olympia Gymnastics	8.600 11	8.450 10	7.925 11	8.225 12	33.200 13

Girls '14 AAU AG National Championship

Meet Results





Jun 12-15, 2014

Page: 1
Printed: 6/13/2014 8:42:58 PM

Women / XB / Jr B

Session: All

Judge's Signatures

Rank	Num	Name	Gym					AA
1	2157	Olivia Taylor	Olympia Gymnastics	9.350 5	9.550 1	9.350 1	9.750 1	38.000 1
2	2154	Alyssa Spatholt	Olympia Gymnastics	9.400 4	9.325 2	8.950 2	8.725 9	36.400 2
3	2151	Alexis Ruff	Olympia Gymnastics	9.500 2	9.175 3	8.400 3	9.000 5	36.075 3
4	2158	Emily Craker	TNT Gym - WI	8.950 9	9.150 4T	8.275 4T	9.425 2	35.800 4
5	2126	Katelyn Duffy	JENKS GYMNASTICS OK	9.475 3	9.150 4T	7.725 10	9.300 3	35.650 5
6	2164	Hollyn Abraham	at the matinee gym	9.275 6T	8.800 8T	8.125 6T	9.175 4	35.375 6
7	2139	Reighley Sorum	KAATS GYMNASTICS	9.525 1	8.500 10	8.275 4T	8.800 7	35.100 7
8	2132	Marissa Williams	JENKS GYMNASTICS OK	9.275 6T	8.950 6	8.025 8	8.750 8	35.000 8
9	2155	Cara Spatholt	Olympia Gymnastics	9.050 8	8.850 7	7.825 9	8.850 6	34.575 9
10	2161	Janiah Madsen	TNT Gym - WI	7.500 10	8.800 8T	8.125 6T	8.300 10	32.725 10

Girls '14 AAU AG National Championship

Meet Results





Jun 12-15, 2014

Page: 1
Printed: 6/13/2014 8:43:00 PM

Women / XB / Jr C

Session: All

Judge's Signatures

Rank	Num	Name	Gym					AA
1	2156	Carsyn Taylor	Olympia Gymnastics	9.450 7	9.525 1	9.200 3T	9.825 1	38.000 1
2	2143	Dori Davis	Olympia Gymnastics	9.600 2T	9.300 3T	9.200 3T	9.775 2	37.875 2
3T	2144	Lacey Johnson	Olympia Gymnastics	9.625 1	9.300 3T	8.800 5	9.500 3	37.225 3T
3T	2148	Emma Morris	Olympia Gymnastics	9.525 5	9.425 2	9.225 1T	9.050 6T	37.225 3T
5	2167	Tori Penman	at the matinee gym	9.300 9	9.075 5	9.225 1T	8.900 9	36.500 5
6	2118	Alexandra Herrada	Flips Gymnastics	9.500 6	9.000 6	8.600 6	9.325 5	36.425 6
7	2101	Miya Butts	CGC Gymnastics	9.600 2T	8.550 11	8.475 8	9.375 4	36.000 7
8	2152	JHVaisja Shepherd	Olympia Gymnastics	9.400 8	8.950 7T	8.525 7	9.050 6T	35.925 8
9	2117	Sarah Guilfoyle	Flips Gymnastics	9.575 4	8.800 9	8.050 10	8.950 8	35.375 9
10	2159	Roselyn French	TNT Gym - WI	8.800 11	8.950 7T	8.175 9	8.625 10	34.550 10
11	2128	Natalie Gillett	JENKS GYMNASTICS OK	9.100 10	8.650 10	7.550 11	7.825 11	33.125 11

Girls '14 AAU AG National Championship

Meet Results





Jun 12-15, 2014

Page: 1
Printed: 6/13/2014 8:43:02 PM

Women / XB / Sr A

Session: All

Judge's Signatures

Rank	Num	Name	Gym					AA
1	2122	Ashlyn Mcgrady	Gymsations	9.325 5	9.350 1	9.275 1	9.375 3	37.325 1
2	2123	Emily Taylor	Gymsations	9.350 4	8.950 4T	9.200 2	9.400 2	36.900 2
3T	2153	Anna Shuman	Olympia Gymnastics	9.425 2T	8.900 6T	8.200 7	9.675 1	36.200 3T
3T	2113	Madisyn Bartz	Flips Gymnastics	9.625 1	8.800 8T	8.850 4	8.925 5T	36.200 3T
5	2168	Katelyn Rohlwing	at the matinee gym	9.250 7	8.800 8T	8.875 3	8.750 7	35.675 5
6	2160	Emma Green	TNT Gym - WI	9.125 9	9.200 2	8.325 6	8.925 5T	35.575 6
7	2131	Shaeli Smith	JENKS GYMNASTICS OK	9.225 8	8.950 4T	7.925 8	9.000 4	35.100 7
8	2129	Logan Klein	JENKS GYMNASTICS OK	9.300 6	8.700 10	8.400 5	8.525 8	34.925 8
9	2130	Saylor Pritchett	JENKS GYMNASTICS OK	9.025 10	8.900 6T	7.600 9	8.475 9	34.000 9
10	2138	Clara Hart	KAATS GYMNASTICS	9.425 2T	9.000 3	7.125 10	7.700 10	33.250 10

Girls '14 AAU AG National Championship

Meet Results





Jun 12-15, 2014

Page: 1
Printed: 6/13/2014 8:43:04 PM

Women / XB / Sr B

Session: All

Judge's Signatures

Rank	Num	Name	Gym					AA
1	2105	Hannah Holliman	CGC Gymnastics	9.600 3	9.350 2T	9.700 1	9.325 1T	37.975 1
2	2165	Kayla Gilbert	at the matinee gym	9.650 2	9.350 2T	9.550 2	9.200 4	37.750 2
3	2104	Alyssa Heinmuller	CGC Gymnastics	9.675 1	9.450 1	9.400 4	9.000 7	37.525 3
4	2121	Emery McCutcheon	Florence Gymnastics	9.500 6	9.250 4	9.350 5	9.325 1T	37.425 4
5	2111	Jaiden Ryker	East Pasco Gym	9.300 10	8.600 11	9.517 3	9.125 5	36.542 5
6	2169	Susie Thiel-Decorse	at the matinee gym	9.225 11	9.125 5	8.775 10	9.275 3	36.400 6
7	2102	Kendall Faulk	CGC Gymnastics	9.400 8T	9.075 6	9.025 9	8.800 9	36.300 7
8T	2110	Paige Jacobs	East Pasco Gym	9.425 7	9.050 7	9.100 7	8.625 11	36.200 8T
8T	2109	Kiara Douglas	East Pasco Gym	9.400 8T	8.700 10	9.200 6	8.900 8	36.200 8T
10	2170	Paige Vanarsdale	at the matinee gym	9.575 4	8.750 9	9.075 8	8.700 10	36.100 10
11	2127	Grace Galvin	JENKS GYMNASTICS OK	9.525 5	8.800 8	8.200 11	9.050 6	35.575 11

Girls '14 AAU AG National Championship

Meet Results





Jun 12-15, 2014

Page: 1
Printed: 6/13/2014 8:43:05 PM

Women / XB / Sr C

Session: All

Judge's Signatures

Rank	Num	Name	Gym					AA
1	2166	Kelsey Pelletier	at the matinee gym	9.550 4T	9.050 2	9.400 1	9.125 2	37.125 1
2	2162	Sydney Norling	TNT Gym - WI	9.525 6	8.950 5	8.875 5	9.200 1	36.550 2
3	2120	Makayla Lawrence	Florence Gymnastics	9.550 4T	9.000 3T	8.900 3T	9.075 5T	36.525 3
4	2134	Elizabeth Spurlock	Junglenastics	9.650 1T	9.150 1	8.500 6	9.050 7	36.350 4
5	2133	Madi Blanton	Junglenastics	9.425 8T	9.000 3T	9.150 2	8.350 12	35.925 5
6	2116	Angela Gonzalez	Flips Gymnastics	9.500 7	8.350 11T	8.900 3T	9.100 3T	35.850 6
7	2112	Liana Smith	East Pasco Gym	9.425 8T	8.400 10	8.375 7	9.000 8	35.200 7
8T	2108	Lauren Burgess	East Pasco Gym	9.200 10	8.800 6	8.350 8	8.750 10	35.100 8T
8T	2107	Lydia Schultz	Champions All Stars	9.150 11	8.625 8	8.225 9	9.100 3T	35.100 8T
10	2136	Abby Weaver	Junglenastics	9.600 3	8.650 7	7.825 12	8.925 9	35.000 10
11	2124	Sasha Paiva	Hard core Tumb & Gym	9.000 12	8.550 9	8.125 10	9.075 5T	34.750 11
12	2135	Mackenzie Walton	Junglenastics	9.650 1T	8.350 11T	8.050 11	8.575 11	34.625 12

Girls '14 AAU AG National Championship

Meet Results





Jun 12-15, 2014

Page: 1
Printed: 6/13/2014 7:59:15 PM

Women / 3 / Ch A

Session: All

Judge's Signatures

Rank	Num	Name	Gym							AA
1	756	Laryn Latham	Southeastern Elite G	9.475 1	9.575 2	8.775 2	9.425 2	—.— OT	—.— OT	37.250 1
2	681	Kayla Williams	GymKidz	9.300 4	9.300 3	9.000 1	9.325 3	—.— OT	—.— OT	36.925 2
3	761	Claybrooke Rodney	Sports Rock Gym	9.450 2	9.700 1	7.950 6	9.600 1	—.— OT	—.— OT	36.700 3
4	641	Lexi Veal	Camden Gymnastics	9.425 3	9.000 4	8.750 3	9.300 4	—.— OT	—.— OT	36.475 4
5	826	Katherine Nickens	Whitworth	9.050 6	8.700 6	8.600 4	9.275 5	—.— OT	—.— OT	35.625 5
6	825	Zariyah Brown	Whitworth	9.200 5	8.450 7	8.250 5	8.875 6	—.— OT	—.— OT	34.775 6
7	704	Taylor Glover	Lake Murray Gym	8.775 9	8.800 5	7.800 7	8.675 7	—.— OT	—.— OT	34.050 7
8	670	Carley Johnson	Golden's Gymnastics	8.900 7	8.050 8	7.000 8	7.775 9	—.— OT	—.— OT	31.725 8
9	796	Izabella Etter	The Emerald Academy	8.375 10	7.900 9T	6.800 9	8.125 8	—.— OT	—.— OT	31.200 9
10	730	Lindsey Rodriguez	Powerhouse Academy	8.800 8	7.900 9T	6.500 10	7.750 10	—.— OT	—.— OT	30.950 10

Girls '14 AAU AG National Championship

Meet Results





Jun 12-15, 2014

Page: 1
Printed: 6/13/2014 7:59:19 PM

Women / 3 / Ch B

Session: All

Judge's Signatures

Rank	Num	Name	Gym							AA
1	709	Lauren Pierce	Lake Murray Gym	9.625 1	9.700 1	9.050 1	9.575 1	—. OT	—. OT	37.950 1
2	823	Rainell Luce	WGV Gymnastics	9.400 3	9.425 2	8.650 4	8.800 7T	—. OT	—. OT	36.275 2
3T	719	Olivia Lane	New England Academy	9.250 4T	8.325 11	9.025 2	9.425 2	—. 0*	—. 0*	36.025 3T
3T	612	Alexa Marshall	Andover All Stars	9.000 10	9.350 3T	8.400 5T	9.275 3	—. 0*	—. 0*	36.025 3T
5	646	Jacelyn Huelskamp	Dodge City Gym	9.100 8T	9.350 3T	8.400 5T	9.150 4	—. OT	—. OT	36.000 5
6	673	Shey Daniel	GymKidz	9.250 4T	8.750 6T	8.825 3	9.025 5	—. OT	—. OT	35.850 6
7	676	Samaya Jones	GymKidz	9.475 2	8.700 8	8.300 7	8.800 7T	—. OT	—. OT	35.275 7
8	840	Kate Badik	reflex gymnastics	9.125 7	9.025 5	7.600 9T	8.775 9	—. OT	—. OT	34.525 8
9	649	Abbi Hall	Double Dose Gym	9.100 8T	8.750 6T	7.900 8	8.700 10	—. OT	—. OT	34.450 9
10	815	Amelia Mariano	Tri-Star Gymnastics	8.700 11T	8.500 9T	7.600 9T	8.550 12	—. OT	—. OT	33.350 10
11	816	Kaylee Starke	Tri-Star Gymnastics	8.700 11T	8.500 9T	7.250 12	8.875 6	—. OT	—. OT	33.325 11
12	802	Chinyere Cody	The GymNest	9.225 6	8.250 12	7.550 11	8.250 13	—. OT	—. OT	33.275 12
13	800	Gentry Shelton	The Emerald Academy	8.550 13	8.150 13	7.150 13	8.675 11	—. OT	—. OT	32.525 13

Girls '14 AAU AG National Championship

Meet Results





Jun 12-15, 2014

Page: 1
Printed: 6/13/2014 7:59:21 PM

Women / 3 / Ch C

Session: All

Judge's Signatures

Rank	Num	Name	Gym							AA
1	707	Ashley Locker	Lake Murray Gym	9.700 1T	9.625 1	9.000 3T	9.300 2T	—.— OT	—.— OT	37.625 1
2	694	Ashley Leiker	Hutchinson YMCA	9.250 8	9.275 3	8.900 5T	9.300 2T	—.— OT	—.— OT	36.725 2
3	803	Sumner Davis	The GymNest	9.450 3T	8.775 9	9.000 3T	9.450 1	—.— OT	—.— OT	36.675 3
4	659	Julianna Speelman	Flip City Gymnastics	9.450 3T	9.525 2	8.200 9	9.250 4	—.— OT	—.— OT	36.425 4
5	776	Lily Guilbeau	TUMBLEBEES	9.425 5	9.000 6	8.900 5T	9.050 6	—.— OT	—.— OT	36.375 5
6	708	Mary Katherine Mays-Salter	Lake Murray Gym	9.700 1T	9.150 4T	9.050 2	8.450 10	—.— OT	—.— OT	36.350 6
7	679	Soldeki Pichler	GymKidz	9.125 10	8.850 8	9.175 1	9.000 7T	—.— OT	—.— OT	36.150 7
8	706	Tance Hofseth	Lake Murray Gym	9.375 7	9.150 4T	8.450 7	9.125 5	—.— OT	—.— OT	36.100 8
9	729	Kendra Mobley	Powerhouse Academy	9.175 9	8.900 7	8.350 8	9.000 7T	—.— OT	—.— OT	35.425 9
10	827	Essence Burrows	Wildcard Gymnastics	9.400 6	8.625 10	7.450 12	8.000 12	—.— OT	—.— OT	33.475 10
11	728	Gracie Howard-Goble	Powerhouse Academy	8.675 11	8.300 11	7.800 10	8.250 11	—.— OT	—.— OT	33.025 11
12	727	Haylee Daniel	Powerhouse Academy	8.475 12	7.450 12	7.500 11	8.750 9	—.— OT	—.— OT	32.175 12

Girls '14 AAU AG National Championship

Meet Results





Jun 12-15, 2014

Page: 1
Printed: 6/13/2014 7:59:23 PM

Women / 3 / Ch D

Session: All

Judge's Signatures

Rank	Num	Name	Gym							AA
1	619	Emma Vayhinger	Beaches Gymnastics	9.550 1T	9.825 2	9.500 1	9.500 1	—.— OT	—.— OT	38.375 1
2	733	Cameron Marshall	Rising Stars Gym	9.550 1T	9.850 1	9.050 5T	9.450 3	—.— OT	—.— OT	37.900 2
3	770	Leana Hansen	TNT Gymnastics Cente	9.200 9	9.600 3	9.250 3	9.250 6	—.— OT	—.— OT	37.300 3
4	743	Valeria Bigott	South Miami Gym	9.475 3	9.100 8	9.050 5T	9.375 4	—.— OT	—.— OT	37.000 4
5	632	Sophia Roberts	CATS Gymnastics of W	9.375 4	9.550 4	8.750 8T	9.050 7T	—.— OT	—.— OT	36.725 5
6	663	Brooke Owens	Florence Gymnastics	9.100 11T	9.300 5T	9.175 4	9.000 9	—.— OT	—.— OT	36.575 6
7	762	Alicia Sparks	Sports Rock Gym	9.350 5T	9.300 5T	8.750 8T	9.050 7T	—.— OT	—.— OT	36.450 7
8	722	Tamar Reinhorn	New England Academy	9.125 10	8.500 12	9.300 2	9.475 2	—.— OT	—.— OT	36.400 8
9	625	Keelin Coleman	CATS Gymnastics of W	9.100 11T	9.300 5T	7.850 13	9.275 5	—.— OT	—.— OT	35.525 9
10	785	Abby Spires	Team Vidalia	9.350 5T	8.400 13	9.000 7	8.750 12	—.— OT	—.— OT	35.500 10
11T	801	Aubrey Williamson	The Emerald Academy	9.325 7	8.725 10T	8.450 11*	8.825 11	—.— 0*	—.— 0*	35.325 11T
11T	654	Angelina Belanger	Flip City Gymnastics	9.275 8	8.750 9	8.450 11*	8.850 10	—.— 0*	—.— 0*	35.325 11T
13	768	Julia Greenlund	TNT Gymnastics Cente	8.575 13	8.725 10T	8.650 10	8.625 13	—.— OT	—.— OT	34.575 13

Girls '14 AAU AG National Championship

Meet Results





Jun 12-15, 2014

Page: 1
Printed: 6/13/2014 7:59:30 PM

Women / 3 / Ch E

Session: All

Judge's Signatures

Rank	Num	Name	Gym							AA
1	723	Gianna Ruffing	New England Academy	9.375 5	9.525 2	9.250 5	9.550 1	—	—	37.700 1
2	684	Kaylee Castleberry	Gymsations	9.425 3	9.650 1	9.325 3	9.250 3T	—	—	37.650 2
3	611	Julie Korfhage	Andover All Stars	9.525 1	9.350 5	9.400 2	9.250 3T	—	—	37.525 3
4	614	Kylie Glover	Beaches Gymnastics	9.350 6T	9.450 3	9.275 4	9.225 5	—	—	37.300 4
5	734	Samantha Peck	Rising Stars Gym	9.475 2	9.300 6	9.450 1	8.925 8T	—	—	37.150 5
6	718	Emma Ciaffoni	New England Academy	9.025 14	9.250 8T	9.050 7	9.050 6	—	—	36.375 6
7	666	Alissa Marrison	Geneva Vikings	9.300 8T	9.425 4	8.700 9	8.700 11	—	—	36.125 7
8	675	Esther Jena	GymKidz	9.300 8T	9.275 7	8.000 13	9.325 2	—	—	35.900 8
9	686	Marina Mackinnon	Gymsations	9.200 12	8.650 13	9.125 6	8.675 12	—	—	35.650 9
10	712	Ivy West	Lake Murray Gym	9.350 6T	8.550 14T	8.575 10	8.950 7	—	—	35.425 10
11	700	Naomi Steffey	Junglenastics	8.800 16	8.750 11	8.900 8	8.925 8T	—	—	35.375 11
12	757	Kaitlyn Howard	Southern Elite Gym	9.100 13	8.900 10	8.150 11	8.625 13	—	—	34.775 12
13	624	Nicole Campos	CATS Gymnastics of W	9.400 4	9.250 8T	7.000 16	8.875 10	—	—	34.525 13
14	783	Molly Lundy	Taylor Gymnastics	9.275 10T	8.550 14T	8.100 12	8.500 15	—	—	34.425 14
15	701	Aspen Tover	Junglenastics	9.275 10T	8.725 12	7.750 14T	8.450 16	—	—	34.200 15
16	738	Alexa Cavaliere	Riverside Brookfield	9.000 15	8.550 14T	7.750 14T	8.575 14	—	—	33.875 16

Girls '14 AAU AG National Championship

Meet Results





Jun 12-15, 2014

Page: 1
Printed: 6/13/2014 7:59:32 PM

Women / 3 / Ch F

Session: All

Judge's Signatures

Rank	Num	Name	Gym							AA
1	749	Calista Sumonthee	South Miami Gym	9.475 2	9.675 1	9.500 1	9.750 1	—.— OT	—.— OT	38.400 1
2	721	Caroline Marshall	New England Academy	9.150 8T	9.350 2	9.250 2	9.150 3	—.— OT	—.— OT	36.900 2
3	766	Jordan Anderson	TNT Gymnastics Cente	9.350 4	9.300 3	8.850 4	9.325 2	—.— OT	—.— OT	36.825 3
4	791	Peighton Heider	Ten Point O	9.225 6	9.250 4	8.275 7	9.100 5	—.— OT	—.— OT	35.850 4
5	771	Isabella Walker	TNT Gymnastics Cente	9.200 7	8.550 9	9.000 3	9.000 6T	—.— OT	—.— OT	35.750 5
6	691	Ryleigh Jordan	Hartwell Twisters-	9.375 3	8.900 8	7.950 11	9.125 4	—.— OT	—.— OT	35.350 6
7	765	Lia Schneider	St Charles Gym Aca	9.500 1	8.500 10	8.400 6	8.925 9	—.— OT	—.— OT	35.325 7
8	834	Karyn Magrill	YMCA Aerials	9.250 5	8.300 11	8.800 5	8.950 8	—.— OT	—.— OT	35.300 8
9	781	Elisabeth Cook	Taylor Gymnastics	9.000 12	9.000 6T	8.000 10	9.000 6T	—.— OT	—.— OT	35.000 9
10	678	Juliana Malena	GymKidz	9.100 11	9.150 5	8.250 8	8.125 12	—.— OT	—.— OT	34.625 10
11	635	Elena Delgado	Camden Gymnastics	9.150 8T	9.000 6T	8.050 9	8.200 11	—.— OT	—.— OT	34.400 11
12	726	Kyah Blundell	Powerhouse Academy	9.125 10	8.250 12	7.300 12	8.900 10	—.— OT	—.— OT	33.575 12

Girls '14 AAU AG National Championship

Meet Results





Jun 12-15, 2014

Page: 1
Printed: 6/13/2014 7:59:34 PM

Women / 3 / Jr A

Session: All

Judge's Signatures

Rank	Num	Name	Gym							AA
1	737	Daniella Stabile	Rising Stars Gym	9.725 1	9.800 1	9.400 1	9.350 2	—. OT	—. OT	38.275 1
2	717	Ruby Alberti	New England Academy	9.425 3	9.650 3	9.150 3T	9.375 1	—. OT	—. OT	37.600 2
3	758	Maya Steines	Southern Elite Gym	9.400 4T	9.600 4	8.800 8	9.225 6	—. OT	—. OT	37.025 3
4	774	Lily Carlyle	TUMBLEBEES	9.375 6	9.200 8T	9.150 3T	9.250 5	—. OT	—. OT	36.975 4
5	775	Elizabeth Degnon	TUMBLEBEES	9.300 7	9.375 6	8.900 7	9.300 3T	—. OT	—. OT	36.875 5
6	703	Raegan Dotterer	Lake Murray Gym	9.225 8T	9.150 10	9.225 2	9.125 7	—. OT	—. OT	36.725 6
7	713	April Williams	Lake Murray Gym	9.050 11	9.700 2	9.000 6	8.875 9	—. OT	—. OT	36.625 7
8	780	Olivia Whisnant	TUMBLEBEES	9.450 2	9.450 5	8.625 11	8.825 10T	—. OT	—. OT	36.350 8
9	622	Skylar Kelly	CATS Gymnastics of J	9.100 10	9.000 11	9.100 5	9.000 8	—. OT	—. OT	36.200 9
10	711	Faith Salters	Lake Murray Gym	9.225 8T	9.200 8T	8.775 9	8.800 12	—. OT	—. OT	36.000 10
11	777	Lydia Heflin	TUMBLEBEES	9.000 12T	9.325 7	8.700 10	8.825 10T	—. OT	—. OT	35.850 11
12	755	LizAnn Hughes	Southeastern Elite G	9.400 4T	8.700 12T	8.250 12	9.300 3T	—. OT	—. OT	35.650 12
13	656	Megan Kahn	Flip City Gymnastics	8.600 14	8.700 12T	7.950 13	8.450 14	—. OT	—. OT	33.700 13
14	696	Madeline Jarzyna	I&M Gymnastics	9.000 12T	7.350 14	7.900 14	8.500 13	—. OT	—. OT	32.750 14

Girls '14 AAU AG National Championship

Meet Results





Jun 12-15, 2014

Page: 1
Printed: 6/13/2014 7:59:36 PM

Women / 3 / Jr B

Session: All

Judge's Signatures

Rank	Num	Name	Gym							AA
1	744	Ava Burke	South Miami Gym	9.450 5	9.750 1	9.525 2	9.575 1	—.— OT	—.— OT	38.300 1
2	794	Kendra Shimrock	Ten Point O	9.625 1	9.450 5	9.550 1	9.350 3	—.— OT	—.— OT	37.975 2
3	720	Jessica Macdonald	New England Academy	9.425 6	9.400 6T	9.300 5	9.400 2	—.— OT	—.— OT	37.525 3
4	710	Makayla Richmond	Lake Murray Gym	9.325 8	9.100 9T	9.450 3	9.275 4	—.— OT	—.— OT	37.150 4
5	610	Paityn Holder	Andover All Stars	9.600 2T	9.525 4	8.900 8	9.100 8T	—.— OT	—.— OT	37.125 5
6	671	Sloan Atkins	GymKidz	9.150 11	9.550 3	9.325 4	8.900 11	—.— OT	—.— OT	36.925 6
7	615	Faith Heaton	Beaches Gymnastics	9.475 4	8.850 12	9.150 6	9.225 5	—.— OT	—.— OT	36.700 7
8	779	Annadele Tuggle	TUMBLEBEES	9.400 7	9.625 2	8.400 11	9.175 6	—.— OT	—.— OT	36.600 8
9	645	Morgan Carson	Dodge City Gym	9.600 2T	9.400 6T	8.250 12	9.125 7	—.— OT	—.— OT	36.375 9
10	692	Rhiannon Amick	Heartland Gymnastics	9.250 10	8.900 11	8.875 9	9.025 10	—.— OT	—.— OT	36.050 10
11	623	Carly Ober	CATS Gymnastics of J	8.900 13	9.200 8	9.000 7	8.500 13	—.— OT	—.— OT	35.600 11
12	605	Hailey Coronado	Ancient City Gym	9.125 12	9.100 9T	8.450 10	8.825 12	—.— OT	—.— OT	35.500 12
13	697	Sydney Roberts	I&M Gymnastics	9.275 9	8.450 13	8.100 13	9.100 8T	—.— OT	—.— OT	34.925 13

Girls '14 AAU AG National Championship

Meet Results





Jun 12-15, 2014

Page: 1
Printed: 6/13/2014 7:59:38 PM

Women / 3 / Jr C

Session: All

Judge's Signatures

Rank	Num	Name	Gym							AA
1	702	Carina Burdick	Lake Murray Gym	9.600 1	9.700 1	9.550 2	9.475 2	—.— OT	—.— OT	38.325 1
2	745	Federica Kauffmann	South Miami Gym	9.475 3T	9.575 3	9.500 3	9.525 1	—.— OT	—.— OT	38.075 2
3	813	Alycea Lahay	Top Flight North	9.325 8	9.650 2	9.600 1	9.400 3	—.— OT	—.— OT	37.975 3
4	693	Ajae Henderson	Hutchinson Gym	9.475 3T	9.350 5	9.100 5	9.300 4	—.— OT	—.— OT	37.225 4
5	792	Alexis Pluta	Ten Point O	9.350 5T	9.200 7T	9.125 4	9.275 5	—.— OT	—.— OT	36.950 5
6	773	Lucy Berdeen	TUMBLEBEES	9.500 2	9.100 10	8.850 8	9.100 8	—.— OT	—.— OT	36.550 6
7	685	Emma Golota	Gymsations	9.175 11	9.450 4	8.600 11T	9.200 7	—.— OT	—.— OT	36.425 7
8	705	Landry Hardy	Lake Murray Gym	9.350 5T	8.450 14	8.900 6T	9.250 6	—.— OT	—.— OT	35.950 8
9	782	Emily Johnson	Taylor Gymnastics	9.000 14T	9.200 7T	8.650 10	9.000 9	—.— OT	—.— OT	35.850 9
10	832	Lily Hoke	YMCA Aerials	9.350 5T	8.975 11	8.550 13	8.950 10	—.— OT	—.— OT	35.825 10
11	817	Angeni Germonte	Tropical Twisters	9.200 10	8.650 12	8.900 6T	8.875 11	—.— OT	—.— OT	35.625 11
12	2696	Kiara Chang	Junglenastics	9.150 12	8.500 13	8.750 9	8.825 12	—.— OT	—.— OT	35.225 12
13	637	Brenna Johnsen	Camden Gymnastics	9.250 9	9.175 9	8.600 11T	8.075 15	—.— OT	—.— OT	35.100 13
14	797	Alyzee Inks	The Emerald Academy	9.100 13	9.275 6	7.750 14	8.800 13	—.— OT	—.— OT	34.925 14
15	837	Karissa Gress	flip-n-out gym	9.000 14T	8.200 15	7.250 15	8.300 14	—.— OT	—.— OT	32.750 15

Girls '14 AAU AG National Championship

Meet Results





Jun 12-15, 2014

Page: 1
Printed: 6/13/2014 7:59:40 PM

Women / 3 / Jr D

Session: All

Judge's Signatures

Rank	Num	Name	Gym							AA
1	841	Zoe Bell	reflex gymnastics	9.550 3T	9.850 1	9.400 1T	9.525 1T	—.— OT	—.— OT	38.325 1
2	808	Angelique Scarano	Top Contenders	9.600 1T	9.525 5	9.400 1T	9.275 4T	—.— OT	—.— OT	37.800 2
3	830	Khyra Gonzales	X-Treme Gymnastics	9.300 8T	9.575 4	9.300 3	9.525 1T	—.— OT	—.— OT	37.700 3
4	631	Liliana Remillard	CATS Gymnastics of W	9.550 3T	9.725 2	8.950 8	9.025 8	—.— OT	—.— OT	37.250 4
5	608	Emily Roberts	Ancient City Gym	9.300 8T	9.600 3	9.025 7	9.100 7	—.— OT	—.— OT	37.025 5
6	769	Valentina Guerrero	TNT Gymnastics Cente	9.325 6T	9.475 6	8.550 13	9.275 4T	—.— OT	—.— OT	36.625 6
7	652	Joshwelle Dela Rama	Elite Gymnastics	9.150 13	8.650 11	9.275 4	9.375 3	—.— OT	—.— OT	36.450 7
8	778	Vanessa Neubauer	TUMBLEBEES	9.275 11	9.175 7	9.200 5	8.700 12	—.— OT	—.— OT	36.350 8
9	829	Khloi Bird	X-Treme Gymnastics	9.325 6T	8.800 10	9.100 6	8.900 10	—.— OT	—.— OT	36.125 9
10	644	Anna Collins	D.E.E.N.O.S. Planet	9.600 1T	8.475 12	8.900 9	8.850 11	—.— OT	—.— OT	35.825 10
11	740	Aleah Shaw	Salina GemStars	9.475 5	8.400 13	8.700 11T	9.150 6	—.— OT	—.— OT	35.725 11
12	687	Allisson Summersill	Gymsations	9.125 14	8.900 9	8.700 11T	8.375 14	—.— OT	—.— OT	35.100 12
13	629	Karlie Navor	CATS Gymnastics of W	9.300 8T	9.050 8	7.350 14	8.950 9	—.— OT	—.— OT	34.650 13
14	677	Jalexys Jules	GymKidz	9.250 12	7.800 14	8.750 10	8.550 13	—.— OT	—.— OT	34.350 14

Girls '14 AAU AG National Championship

Meet Results





Jun 12-15, 2014

Page: 1
Printed: 6/13/2014 7:59:41 PM

Women / 3 / Jr E

Session: All

Judge's Signatures

Rank	Num	Name	Gym							AA
1	822	Caitlin Cassells	Twins Gymnastics	9.500 3	9.700 1	9.175 2	9.475 1T	—.— OT	—.— OT	37.850 1
2	690	Aliza Hart	Hartwell Twisters-	9.350 5	9.225 3	9.375 1	9.475 1T	—.— OT	—.— OT	37.425 2
3	607	Bailey Mcquaig	Ancient City Gym	9.600 1T	9.625 2	8.800 4	9.350 3	—.— OT	—.— OT	37.375 3
4	689	Avery Clark	Hartwell Twisters-	9.075 8	9.075 4	9.150 3	9.075 6T	—.— OT	—.— OT	36.375 4
5	653	Anna Waddell	Elite Gymnastics	9.200 7	9.025 6	8.600 6	9.175 5	—.— OT	—.— OT	36.000 5
6	760	Jordyn Martin	Sports Rock Gym	9.450 4	8.700 7	8.350 7	9.250 4	—.— OT	—.— OT	35.750 6
7	602	Alexis Dresser	AerialsGymnastics	9.600 1T	8.325 9	8.700 5	9.075 6T	—.— OT	—.— OT	35.700 7
8	698	Ashley Jebb	Junglenastics	9.325 6	8.425 8	8.100 8	8.725 8	—.— OT	—.— OT	34.575 8
9	754	Melanie Purcell	Southeast Gymnastics	8.650 9	9.050 5	8.000 9	8.375 9	—.— OT	—.— OT	34.075 9

Girls '14 AAU AG National Championship

Meet Results





Jun 12-15, 2014

Page: 1
Printed: 6/13/2014 7:59:43 PM

Women / 3 / Jr F

Session: All

Judge's Signatures

Rank	Num	Name	Gym							AA
1	772	Katelynn Barnes	TUMBLEBEES	9.600 1	9.750 1	9.225 3	9.250 3T	—.— OT	—.— OT	37.825 1
2	661	Addie Bausmith	Florence Gymnastics	9.375 5	8.550 10	9.275 2	9.575 1	—.— OT	—.— OT	36.775 2
3	828	Jentrie Alderson	X-Treme Gymnastics	9.325 7T	9.350 2T	8.850 7	9.000 6T	—.— OT	—.— OT	36.525 3
4	639	Cariena Murray	Camden Gymnastics	9.450 2	9.300 4	9.375 1	8.350 12	—.— OT	—.— OT	36.475 4
5	805	Riley Whitaker	The GymNest	9.425 3T	8.400 12	9.200 4	9.325 2	—.— OT	—.— OT	36.350 5
6	688	Elisabeth Clark	Harris Chalkettes	9.325 7T	9.250 5	8.700 10	9.000 6T	—.— OT	—.— OT	36.275 6
7	650	Zyanna Walker	East Wichita YMCA	9.075 10	9.175 6	8.925 5	9.025 5	—.— OT	—.— OT	36.200 7
8	787	Maggie Rischitelli	Telstar Gymnastics	9.300 9	8.750 9	8.750 9	9.250 3T	—.— OT	—.— OT	36.050 8
9	747	Dylan Stone	South Miami Gym	9.050 11	9.350 2T	8.800 8	8.650 10	—.— OT	—.— OT	35.850 9
10	741	Rebecca Pizzitola	Silver Lakes Flyers	8.825 12	9.000 7	8.875 6	9.000 6T	—.— OT	—.— OT	35.700 10
11	667	Angela Riffle	Geneva Vikings	9.350 6	8.850 8	8.425 12	8.825 9	—.— OT	—.— OT	35.450 11
12	788	Brianna Burke	Ten Point O	9.425 3T	8.450 11	8.325 13	8.525 11	—.— OT	—.— OT	34.725 12
13	658	Mariah Sanchez	Flip City Gymnastics	8.750 13	8.250 13	8.550 11	8.250 13	—.— OT	—.— OT	33.800 13

Girls '14 AAU AG National Championship

Meet Results





Jun 12-15, 2014

Page: 1
Printed: 6/13/2014 7:59:45 PM

Women / 3 / Sr A

Session: All

Judge's Signatures

Rank	Num	Name	Gym							AA
1	613	Morgan Fletcher	Beaches Gymnastics	9.525 1T	10.000 1	9.650 1	9.650 1	—.— OT	—.— OT	38.825 1
2	838	Hali McGaha	flip-n-out gym	9.450 3	9.450 2	9.200 6	9.250 3T	—.— OT	—.— OT	37.350 2
3	633	Brianna Bellow	Camden Gymnastics	9.300 5T	9.275 8	9.400 2T	9.150 5	—.— OT	—.— OT	37.125 3
4T	804	Abigayle Fox	The GymNest	9.050 12	9.400 3T	9.250 5	9.325 2	—.— 0*	—.— 0*	37.025 4T
4T	742	Jordan Abboud	South Miami Gym	9.150 10T	9.325 6T	9.300 4	9.250 3T	—.— 0*	—.— 0*	37.025 4T
6	617	Kaya Olszewski	Beaches Gymnastics	9.275 7	9.250 9	9.400 2T	8.575 11	—.— OT	—.— OT	36.500 6
7	627	Sophia Lacosta	CATS Gymnastics of W	9.525 1T	9.350 5	8.600 10	8.975 7	—.— OT	—.— OT	36.450 7
8	634	Makenzie Brown	Camden Gymnastics	9.425 4	9.400 3T	8.450 12T	8.800 10	—.— OT	—.— OT	36.075 8
9	682	Leigh McKelvey	Gymnastics of Ohio	9.025 13	9.325 6T	8.825 7	8.825 8T	—.— OT	—.— OT	36.000 9
10	724	Nathaly Galvez	Pav YMCA Gym Starz	9.150 10T	8.900 12T	8.800 8	9.100 6	—.— OT	—.— OT	35.950 10
11	669	Haley Wade	Gold Coast Gym	9.225 8	8.900 12T	8.625 9	8.825 8T	—.— OT	—.— OT	35.575 11
12	842	Kelsey Kispert	reflex gymnastics	9.300 5T	9.000 10T	8.450 12T	8.125 13	—.— OT	—.— OT	34.875 12
13	683	Alyssa Montgomery	Gymnastics of Ohio	9.000 14	9.000 10T	8.300 14	8.300 12	—.— OT	—.— OT	34.600 13
14	665	Alexia Duffus	Geneva Vikings	9.200 9	8.800 14	8.525 11	7.925 14	—.— OT	—.— OT	34.450 14

Girls '14 AAU AG National Championship

Meet Results





Jun 12-15, 2014

Page: 1
Printed: 6/13/2014 7:59:47 PM

Women / 3 / Sr B

Session: All

Judge's Signatures

Rank	Num	Name	Gym							AA
1	664	Macy Pegram	Florence Gymnastics	9.450 6T	9.475 3	8.950 4	9.650 2	—.— OT	—.— OT	37.525 1
2	662	Destiny Harrell	Florence Gymnastics	9.550 3	9.500 1T	8.650 8T	9.750 1	—.— OT	—.— OT	37.450 2
3	746	Carmela Ribadeneira	South Miami Gym	9.375 9T	9.425 4	9.175 1	9.350 5	—.— OT	—.— OT	37.325 3
4	626	Samantha Hogan	CATS Gymnastics of W	9.500 5	9.500 1T	9.000 2T	9.200 7T	—.— OT	—.— OT	37.200 4
5	655	Samantha Hartel	Flip City Gymnastics	9.525 4	9.250 6	8.900 5T	9.450 3T	—.— OT	—.— OT	37.125 5
6	751	Elena Killough	South YMCA Gymcats	9.425 8	9.050 9	9.000 2T	9.450 3T	—.— OT	—.— OT	36.925 6
7	620	Chloe Byrne	CATS Gymnastics of J	9.600 1T	9.175 7	8.800 7	9.100 10	—.— OT	—.— OT	36.675 7
8	809	Jessie Turner	Top Contenders	9.600 1T	9.025 10	8.900 5T	8.925 11	—.— OT	—.— OT	36.450 8
9	616	Ashley King	Beaches Gymnastics	9.375 9T	8.850 11	8.350 11T	9.325 6	—.— OT	—.— OT	35.900 9
10	657	Emma Levenson	Flip City Gymnastics	9.300 11T	8.725 12	8.650 8T	9.125 9	—.— OT	—.— OT	35.800 10
11	725	Alejandra Perez	Pav YMCA Gym Starz	9.450 6T	8.625 13	8.550 10	8.825 12	—.— OT	—.— OT	35.450 11
12	750	Lindsey Herl	South YMCA Gymcats	9.300 11T	9.150 8	7.600 15	9.200 7T	—.— OT	—.— OT	35.250 12
13	695	Jordanna Cortes	I&M Gymnastics	8.600 15	9.325 5	8.150 13	8.775 13	—.— OT	—.— OT	34.850 13
14	648	Madison Grimm	Double Dose Gym	9.125 14	7.700 14	8.350 11T	8.750 14	—.— OT	—.— OT	33.925 14
15	818	Chole Ogles	Tropical Twisters	9.225 13	7.000 15	7.650 14	8.500 15	—.— OT	—.— OT	32.375 15

Girls '14 AAU AG National Championship

Meet Results





Jun 12-15, 2014

Page: 1
Printed: 6/13/2014 7:59:49 PM

Women / 3 / Sr C

Session: All

Judge's Signatures

Rank	Num	Name	Gym							AA
1	609	Mikayla Wright	Ancient City Gym	9.400 5T	9.600 1T	9.150 2	9.800 1	—.— OT	—.— OT	37.950 1
2	759	Kelly Ferguson	Sports Rock Gym	9.525 1	9.600 1T	9.225 1	9.400 3	—.— OT	—.— OT	37.750 2
3	674	Ariadna Dearmas	GymKidz	9.450 2T	9.250 5T	8.900 3	9.450 2	—.— OT	—.— OT	37.050 3
4	798	Haylee Jernagan	The Emerald Academy	9.450 2T	9.250 5T	8.000 9	9.225 4	—.— OT	—.— OT	35.925 4
5	630	Arianna Nettles	CATS Gymnastics of W	9.425 4	9.350 3	7.850 11	9.075 7	—.— OT	—.— OT	35.700 5
6	767	Alexandra Caldera	TNT Gymnastics Cente	9.200 11	9.325 4	7.900 10	9.125 6	—.— OT	—.— OT	35.550 6
7	603	Jenna Sharp	AerialsGymnastics	9.400 5T	8.600 9	8.500 6	8.825 9	—.— OT	—.— OT	35.325 7
8	621	Sarah Griffin	CATS Gymnastics of J	9.150 12	8.850 8	8.550 4	8.525 11T	—.— OT	—.— OT	35.075 8
9	790	Peyton Ford	Ten Point O	9.250 7T	8.525 10	8.125 8	9.150 5	—.— OT	—.— OT	35.050 9
10	812	Paige Conti	Top Flight North	9.000 13	9.050 7	8.525 5	8.225 13	—.— OT	—.— OT	34.800 10
11	651	Lillian Willis	East Wichita YMCA	9.225 9T	8.200 12	8.275 7	8.850 8	—.— OT	—.— OT	34.550 11
12	819	Katie Weaver	Tropical Twisters	9.225 9T	8.300 11	7.700 13	8.525 11T	—.— OT	—.— OT	33.750 12
13	839	Paige Slusser	flip-n-out gym	9.250 7T	7.800 13	7.750 12	8.750 10	—.— OT	—.— OT	33.550 13

Girls '14 AAU AG National Championship

Meet Results





Jun 12-15, 2014

Page: 1
Printed: 6/13/2014 7:59:51 PM

Women / 3 / Sr D

Session: All

Judge's Signatures

Rank	Num	Name	Gym							AA
1	672	Giovanna Cruz	GymKidz	9.550 1	9.650 1	9.425 1	9.250 5	—.— OT	—.— OT	37.875 1
2	821	Vanessa Brito	Twins Gymnastics	9.375 6	9.400 7	9.150 3	9.500 1	—.— OT	—.— OT	37.425 2
3	811	Laura Bergman	Top Flight North	9.350 7	9.425 6	9.125 4	9.225 6T	—.— OT	—.— OT	37.125 3
4	680	Alexandra Velasquez	GymKidz	9.250 10T	9.125 10	9.300 2	9.400 2T	—.— OT	—.— OT	37.075 4
5T	807	Alexis Folkerts	Thompson Gymnastics	9.500 2T	9.575 2*	8.825 9	9.025 10*	—.— 0*	—.— 0*	36.925 5T
5T	739	Kaylee Lovett	Salina GemStars	9.475 4T	9.575 2*	8.850 8	9.025 10*	—.— 0*	—.— 0*	36.925 5T
7	715	Aimee Randall	Murrieta Valley Gym	9.475 4T	9.150 9	8.950 7	9.225 6T	—.— OT	—.— OT	36.800 7
8	643	Lily Wright	Camden Gymnastics	9.250 10T	9.175 8	9.050 5	9.075 9	—.— OT	—.— OT	36.550 8
9	714	Mikaylah Kraal	Murrieta Valley Gym	9.500 2T	9.525 4	7.900 13	9.400 2T	—.— OT	—.— OT	36.325 9
10	846	Sally Segui	reflex gymnastics	9.300 8T	8.550 11	9.000 6	9.275 4	—.— OT	—.— OT	36.125 10
11	799	Kelsie Johnson	The Emerald Academy	9.225 12	9.475 5	8.450 10T	8.925 12	—.— OT	—.— OT	36.075 11
12	806	Alivia Bailey	Thompson Gymnastics	9.300 8T	8.300 12	8.350 12	9.100 8	—.— OT	—.— OT	35.050 12
13	699	Sophie Park	Junglenastics	9.175 13	7.900 13	8.450 10T	8.200 13	—.— OT	—.— OT	33.725 13

Girls '14 AAU AG National Championship

Meet Results





Jun 12-15, 2014

Page: 1
Printed: 6/13/2014 7:59:53 PM

Women / 3 / Sr E

Session: All

Judge's Signatures

Rank	Num	Name	Gym							AA
1	736	Adrianna Stabile	Rising Stars Gym	9.550 1	9.500 1T	9.450 2	9.150 9	—.— OT	—.— OT	37.650 1
2	628	Kayla Levins	CATS Gymnastics of W	9.450 4	9.450 4	9.000 6T	9.575 1	—.— OT	—.— OT	37.475 2
3	731	Stephanie Barnard	Rising Stars Gym	9.375 5	9.300 7	9.475 1	9.200 8	—.— OT	—.— OT	37.350 3
4	618	Eden Vannan	Beaches Gymnastics	9.475 2T	9.500 1T	8.700 8T	9.250 6	—.— OT	—.— OT	36.925 4
5	763	Braylie Thompson	Sports Rock Gym	9.475 2T	9.500 1T	8.400 12T	9.350 3T	—.— OT	—.— OT	36.725 5
6	844	Sid Manni	reflex gymnastics	9.350 6T	9.200 8T	9.150 4	8.925 11	—.— OT	—.— OT	36.625 6
7	606	Glorie Gilkey	Ancient City Gym	9.300 9T	9.100 10	8.700 8T	9.225 7	—.— OT	—.— OT	36.325 7
8	820	Elizabeth Anesca	Twins Gymnastics	8.925 14	9.350 5T	8.500 10	9.425 2	—.— OT	—.— OT	36.200 8
9	789	Anika Capetillo	Ten Point O	9.175 12	8.500 12	9.100 5	9.350 3T	—.— OT	—.— OT	36.125 9
10	835	Ashley Ray	YMCA Aerials	9.350 6T	8.175 13	9.200 3	9.275 5	—.— OT	—.— OT	36.000 10
11	810	Maya Banks	Top Flight North	9.150 13	9.350 5T	8.450 11	8.725 12	—.— OT	—.— OT	35.675 11
12	604	Spencer Bronner	Ancient City Gym	9.300 9T	8.150 14	9.000 6T	9.125 10	—.— OT	—.— OT	35.575 12
13	836	Grace Gottwalt	flip-n-out gym	9.225 11	9.200 8T	8.000 14	8.550 13	—.— OT	—.— OT	34.975 13
14	601	Madeline Adorador	AerialsGymnastics	9.325 8	8.700 11	8.400 12T	8.425 14	—.— OT	—.— OT	34.850 14

Girls '14 AAU AG National Championship

Meet Results





Jun 12-15, 2014

Page: 1
Printed: 6/13/2014 7:59:55 PM

Women / 3 / Sr F

Session: All

Judge's Signatures

Rank	Num	Name	Gym							AA
1	668	Melissa Caudales	Gold Coast Gym	9.525 1T	9.550 3	9.200 2	9.400 1	—.— OT	—.— OT	37.675 1
2	833	McKayla Kolb	YMCA Aerials	9.525 1T	9.625 1	9.150 3	9.100 4	—.— OT	—.— OT	37.400 2
3	716	Clarity Trier	Murrieta Valley Gym	9.425 6T	9.500 4	9.050 6	9.300 2	—.— OT	—.— OT	37.275 3
4	814	Kaitlyn Sewell	Top Flight North	9.475 3	9.575 2	8.950 8	8.825 8T	—.— OT	—.— OT	36.825 4
5	636	Bryanna Grant	Camden Gymnastics	9.275 10	9.150 7	9.100 4	9.200 3	—.— OT	—.— OT	36.725 5
6	660	Samantha Sugrue	Flip City Gymnastics	9.425 6T	9.350 5	8.750 10	9.075 5	—.— OT	—.— OT	36.600 6
7	735	Sophia Snelling	Rising Stars Gym	9.325 8	9.125 8	9.250 1	8.775 10	—.— OT	—.— OT	36.475 7
8	647	Tabitha Robinson	Dodge City Gym	9.450 4T	8.900 9	8.700 11	8.850 6T	—.— OT	—.— OT	35.900 8
9	642	Melissa Walters	Camden Gymnastics	9.450 4T	8.200 13	9.000 7	8.700 11	—.— OT	—.— OT	35.350 9
10	845	Sophia Martin	reflex gymnastics	9.150 13	8.600 10	9.075 5	8.450 14	—.— OT	—.— OT	35.275 10
11	753	Jenna Crews	Southeast Gymnastics	9.250 11	9.250 6	8.025 13	8.550 12	—.— OT	—.— OT	35.075 11
12	752	Kelli Clements	Southeast Gymnastics	9.175 12	8.550 11T	8.250 12	8.850 6T	—.— OT	—.— OT	34.825 12
13	824	Danielle Villarreal	WGV Gymnastics	9.050 14	7.550 14	8.825 9	8.825 8T	—.— OT	—.— OT	34.250 13
14	795	Meghan Gillespie	The Chalk Box	9.300 9	8.550 11T	7.800 14	8.525 13	—.— OT	—.— OT	34.175 14

Girls '14 AAU AG National Championship

Meet Results





Jun 12-15, 2014

Page: 1
Printed: 6/13/2014 7:59:57 PM

Women / XS / Jr A

Session: All

Judge's Signatures

Rank	Num	Name	Gym							AA
1	2678	Taylor Mynahan	SOMERSault Jungle	9.275 3	9.600 1T	9.650 1	9.500 1	—.— OT	—.— OT	38.025 1
2	2627	Elena Brian	Flips Gymnastics	9.550 1	9.575 3T	9.600 2	9.225 3	—.— OT	—.— OT	37.950 2
3	2612	Alexis Witts	Diva Gymnastics Acad	9.150 5T	9.575 3T	9.550 3	9.350 2	—.— OT	—.— OT	37.625 3
4	2656	Abigail Butcher	Olympia Gymnastics	9.000 8T	9.550 5	9.325 5	9.025 6	—.— OT	—.— OT	36.900 4
5	2658	Hannah Mcdaniel	Olympia Gymnastics	9.225 4	9.450 7	9.250 6	8.925 7	—.— OT	—.— OT	36.850 5
6	2611	McKenna Shane	Diva Gymnastics Acad	9.375 2	9.475 6	8.750 8	9.050 5	—.— OT	—.— OT	36.650 6
7	2688	Sarah Schiller	TNT Gym - WI	9.150 5T	9.175 11	9.125 7	8.900 8T	—.— OT	—.— OT	36.350 7
8	2645	Taylor Christy	JENKS GYMNASTICS OK	8.950 10	9.600 1T	8.600 10	9.150 4	—.— OT	—.— OT	36.300 8
9	2681	Peyton Finley	TNT Gym - WI	9.150 5T	9.400 9T	8.650 9	8.600 11	—.— OT	—.— OT	35.800 9
10	2633	McKenna Oetzman	Hard core Tumb & Gym	9.000 8T	8.750 12	9.350 4	8.450 12	—.— OT	—.— OT	35.550 10
11	2644	Addington Bowling	JENKS GYMNASTICS OK	8.800 12	9.425 8	8.400 11	8.900 8T	—.— OT	—.— OT	35.525 11
12	2642	Kelsey Wilson	Hilton Head Island	8.850 11	9.400 9T	8.050 12	8.900 8T	—.— OT	—.— OT	35.200 12

Girls '14 AAU AG National Championship

Meet Results





Jun 12-15, 2014

Page: 1
Printed: 6/13/2014 8:00:00 PM

Women / XS / Jr B

Session: All

Judge's Signatures

Rank	Num	Name	Gym							AA
1	2659	Ellie Montgomery	Olympia Gymnastics	9.425 1	9.825 3	9.525 1	9.575 1	—.— OT	—.— OT	38.350 1
2	2657	Alivia Honeycutt	Olympia Gymnastics	9.325 2	9.550 7T	9.325 4T	9.500 2	—.— OT	—.— OT	37.700 2
3	2660	Zada Morgan	Olympia Gymnastics	9.125 7	9.850 2	9.400 2T	9.200 9T	—.— OT	—.— OT	37.575 3
4	2662	Chyna Stenson	Olympia Gymnastics	9.200 5	9.550 7T	9.275 6	9.450 3T	—.— OT	—.— OT	37.475 4
5	2640	Sasha Couch	Hilton Head Island	9.275 3	9.725 5	9.100 9	9.325 5	—.— OT	—.— OT	37.425 5
6	2603	Avery Gurnsey	CGC Gymnastics	8.750 12T	9.750 4	9.325 4T	9.275 6	—.— OT	—.— OT	37.100 6
7	2685	Isabelle James	TNT Gym - WI	9.025 10	9.500 9	9.175 8	9.250 7	—.— OT	—.— OT	36.950 7
8	2601	Alexis Alejandro	BIO Gymnastics	9.250 4	9.900 1	8.850 12	8.700 13T	—.— OT	—.— OT	36.700 8
9	2608	Amanda Edwards	D.E.E.N.O.S. Planet	8.800 11	9.000 12	9.400 2T	9.450 3T	—.— OT	—.— OT	36.650 9
10	2639	Audrey Knight	Heartland Gymnastics	9.050 8T	9.075 11	9.225 7	9.200 9T	—.— OT	—.— OT	36.550 10
11	2680	Aurelia Berns	TNT Gym - WI	9.150 6	9.200 10	8.900 10T	9.225 8	—.— OT	—.— OT	36.475 11
12	2647	Katy Morrison	JENKS GYMNASTICS OK	9.050 8T	9.625 6	8.900 10T	8.775 11	—.— OT	—.— OT	36.350 12
13	2613	Autumn Winecke	ELITE GYMNASTICS ACA	8.300 14	8.925 13	8.700 13	8.725 12	—.— OT	—.— OT	34.650 13
14	2665	Gwen Wooley	Olympia Gymnastics	8.750 12T	8.700 14	8.200 14	8.700 13T	—.— OT	—.— OT	34.350 14

Girls '14 AAU AG National Championship

Meet Results





Jun 12-15, 2014

Page: 1
Printed: 6/13/2014 8:00:03 PM

Women / XS / Jr C

Session: All

Judge's Signatures

Rank	Num	Name	Gym							AA
1	2622	Kylie Weiser	East Pasco Gym	9.550 1	9.750 1T	9.200 3	9.275 2	—. OT	—. OT	37.775 1
2	2605	Emily Reynolds	CGC Gymnastics	9.100 6	9.750 1T	9.575 1	9.150 4	—. OT	—. OT	37.575 2
3	2634	Elsie Currie	Harris Chalkettes	9.175 5	9.550 5	9.350 2	8.750 9	—. OT	—. OT	36.825 3
4	2674	Kylia Medeiros	Prestige Fit and Gym	9.200 4	9.350 10	8.875 6	9.000 6	—. OT	—. OT	36.425 4
5T	2607	Ellianna Sawyer	Champions All Stars	9.000 7	9.450 8	9.000 4	8.925 7	—. 0*	—. 0*	36.375 5T
5T	2655	Brianna Anderson	Olympia Gymnastics	9.300 3	9.125 11	8.750 9T	9.200 3	—. 0*	—. 0*	36.375 5T
7	2648	Kara Peiffer	JENKS GYMNASTICS OK	8.825 8	9.500 7	8.775 8	9.100 5	—. OT	—. OT	36.200 7
8	2684	Faith Hendrickson	TNT Gym - WI	9.425 2	9.000 12	8.950 5	8.775 8	—. OT	—. OT	36.150 8
9	2650	Jordyn Boulware	Lake Murray Gym	8.250 11	9.625 4	8.750 9T	9.450 1	—. OT	—. OT	36.075 9
10	2609	Christina Bullard	Diva Gymnastics Acad	8.650 10	9.650 3	8.750 9T	8.725 10	—. OT	—. OT	35.775 10
11	2672	Ilana Rapaport	Pioneer Gymnastics	8.700 9	9.525 6	8.150 12	8.550 11T	—. OT	—. OT	34.925 11
12	2651	Jordyn Canaday	Lake Murray Gym	8.000 12	9.425 9	8.800 7	8.550 11T	—. OT	—. OT	34.775 12

Girls '14 AAU AG National Championship

Meet Results





Jun 12-15, 2014

Page: 1
Printed: 6/13/2014 8:00:05 PM

Women / XS / Jr D

Session: All

Judge's Signatures

Rank	Num	Name	Gym							AA
1	2610	Madison Rodgers	Diva Gymnastics Acad	9.675 1	9.800 1	9.025 9	9.425 1	—.— OT	—.— OT	37.925 1
2	2629	Emory Grace Malone	Gymsations	9.375 3	9.475 8T	9.675 2	9.325 6	—.— OT	—.— OT	37.850 2
3	2661	Olivia Morris	Olympia Gymnastics	9.150 10	9.600 5	9.700 1	9.350 5	—.— OT	—.— OT	37.800 3
4	2641	Mackenzie Lee	Hilton Head Island	9.300 6	9.625 2T	9.150 6	9.400 2T	—.— OT	—.— OT	37.475 4
5	2621	Gracie Vanburen	East Pasco Gym	9.250 9	9.475 8T	9.325 3	9.300 7	—.— OT	—.— OT	37.350 5
6	2618	Alyson Partain	East Pasco Gym	9.275 7T	9.625 2T	9.200 5	9.175 9	—.— OT	—.— OT	37.275 6
7	2624	Mariah Clements	Elite Gymnastics	8.800 12	9.550 6	9.050 8	9.375 4	—.— OT	—.— OT	36.775 7
8	2637	Maria Vargas	Harris Chalkettes	9.350 4	9.625 2T	9.100 7	8.650 13	—.— OT	—.— OT	36.725 8
9	2604	Regan Gurnsey	CGC Gymnastics	8.750 13	9.400 10	9.250 4	9.150 10	—.— OT	—.— OT	36.550 9
10	2652	Emma Grace Connelly	Lake Murray Gym	9.275 7T	9.250 11	8.825 10	9.025 11T	—.— OT	—.— OT	36.375 10
11	2614	Rachel Bissett	East Pasco Gym	9.450 2	9.500 7	7.700 13	9.250 8	—.— OT	—.— OT	35.900 11
12	2649	Kaitlyn Quiroz	JENKS GYMNASTICS OK	9.125 11	8.875 13	8.450 11	9.400 2T	—.— OT	—.— OT	35.850 12
13	2643	Audrianna Bellerud	JENKS GYMNASTICS OK	9.325 5	8.900 12	8.000 12	9.025 11T	—.— OT	—.— OT	35.250 13

Girls '14 AAU AG National Championship

Meet Results





Jun 12-15, 2014

Page: 1
Printed: 6/13/2014 8:00:07 PM

Women / XS / Sr A

Session: All

Judge's Signatures

Rank	Num	Name	Gym							AA
1	2620	Baylee Todd	East Pasco Gym	9.275 8	9.875 1	9.675 1T	9.175 5	—.— OT	—.— OT	38.000 1
2	2616	Emma Flannery	East Pasco Gym	9.450 2	9.550 5T	9.400 3	9.525 1	—.— OT	—.— OT	37.925 2
3	2623	Julia Clements	Elite Gymnastics	9.425 3T	9.600 4	9.350 4	9.225 3T	—.— OT	—.— OT	37.600 3
4	2673	Dakota Smith	Pioneer Gymnastics	9.425 3T	9.550 5T	9.675 1T	8.650 13	—.— OT	—.— OT	37.300 4
5	2602	Morgan Butts	CGC Gymnastics	9.200 9T	9.475 8	8.900 7	9.475 2	—.— OT	—.— OT	37.050 5
6	2653	Jenna Hofseth	Lake Murray Gym	9.325 5	9.650 3	9.150 5	8.900 9T	—.— OT	—.— OT	37.025 6
7	2619	Sydney Stanaland	East Pasco Gym	9.300 6T	9.550 5T	9.100 6	9.025 7	—.— OT	—.— OT	36.975 7
8	2617	Ciara McDowell	East Pasco Gym	9.650 1	9.425 9T	8.350 13	9.225 3T	—.— OT	—.— OT	36.650 8
9	2689	Ashlynn Watley-Vinson	TUMBLEBEES	9.300 6T	9.700 2	8.650 9T	8.850 12	—.— OT	—.— OT	36.500 9
10	2671	Rachel Perry	Pioneer Gymnastics	9.200 9T	9.425 9T	8.550 11	9.000 8	—.— OT	—.— OT	36.175 10
11	2638	Alice Hogendobler	Heartland Gymnastics	8.750 12	9.300 11T	8.650 9T	9.050 6	—.— OT	—.— OT	35.750 11
12	2687	Mackenzie Pettit	TNT Gym - WI	9.100 11	9.225 13	8.500 12	8.875 11	—.— OT	—.— OT	35.700 12
13	2693	Michaela Loper	at the matinee gym	8.150 13	9.300 11T	8.800 8	8.900 9T	—.— OT	—.— OT	35.150 13

Girls '14 AAU AG National Championship

Meet Results





Jun 12-15, 2014

Page: 1
Printed: 6/13/2014 8:00:10 PM

Women / XS / Sr B

Session: All

Judge's Signatures

Rank	Num	Name	Gym							AA
1	2679	Sara Scicolone	SOMERSault Jungle	9.400 1	9.800 2	9.400 3	9.650 1	—. OT	—. OT	38.250 1
2	2654	Eden McClellan	Lake Murray Gym	9.250 2T	9.700 3	9.625 1	9.625 2	—. OT	—. OT	38.200 2
3	2686	Kylee O'Kane	TNT Gym - WI	9.200 4T	9.400 6	9.500 2	9.225 5	—. OT	—. OT	37.325 3
4	2635	Abby Morris	Harris Chalkettes	9.150 6T	9.825 1	8.850 9T	9.125 6	—. OT	—. OT	36.950 4
5T	2692	Cylvie Babers	at the matinee gym	9.100 9	9.425 5	9.325 4	9.075 7T	—. 0*	—. 0*	36.925 5T
5T	2670	Faith Kelsey-Bausch	Pioneer Gymnastics	9.250 2T	9.350 8T	8.950 8	9.375 3	—. 0*	—. 0*	36.925 5T
7	2682	Gabrielle Goethel	TNT Gym - WI	9.150 6T	9.625 4	9.000 6T	9.075 7T	—. OT	—. OT	36.850 7
8	2625	Emma Holder	Elite Gymnastics	9.200 4T	9.000 12	9.225 5	9.325 4	—. OT	—. OT	36.750 8
9	2676	Morgan Walsh	Prestige Fit and Gym	9.075 10	9.375 7	8.700 11T	9.000 9	—. OT	—. OT	36.150 9
10	2615	Sunina Bissett	East Pasco Gym	9.150 6T	9.100 11	8.850 9T	8.875 10	—. OT	—. OT	35.975 10
11	2666	Annie Arnold	Pioneer Gymnastics	9.050 11	9.350 8T	9.000 6T	8.225 12	—. OT	—. OT	35.625 11
12	2668	Mary Jane Ditmar	Pioneer Gymnastics	9.025 12	9.275 10	8.700 11T	8.575 11	—. OT	—. OT	35.575 12

Girls '14 AAU AG National Championship

Meet Results





Jun 12-15, 2014

Page: 1
Printed: 6/13/2014 8:00:12 PM

Women / XS / Sr C

Session: All

Judge's Signatures

Rank	Num	Name	Gym							AA
1	2636	Madison Shaver	Harris Chalkettes	9.300 6T	9.700 2T	9.400 1	9.050 7	—.— OT	—.— OT	37.450 1
2	2626	Kalie Todd	Elite Gymnastics	9.200 8T	9.800 1	9.125 2	9.200 3	—.— OT	—.— OT	37.325 2
3	2631	Sarah Summersill	Gymsations	9.075 12T	9.700 2T	9.000 5	9.425 1	—.— OT	—.— OT	37.200 3
4	2606	Emily Lech	Champions All Stars	9.350 3T	9.650 4	9.100 3T	9.075 6	—.— OT	—.— OT	37.175 4
5	2690	Maria Young	TUMBLEBEES	9.300 6T	9.500 7	8.800 7	9.300 2	—.— OT	—.— OT	36.900 5
6	2697	Audrey Devoie	Pioneer Gymnastics	9.200 8T	9.550 6	8.850 6	8.725 12	—.— OT	—.— OT	36.325 6
7	2675	Jessica Sands	Prestige Fit and Gym	9.325 5	9.575 5	8.400 11	8.775 11	—.— OT	—.— OT	36.075 7
8	2669	Kelsey Guevara	Pioneer Gymnastics	9.400 1	8.800 13	8.725 9	9.025 8	—.— OT	—.— OT	35.950 8
9	2677	Paige Dehaan	RAYG Gymnastics	9.075 12T	9.000 12	9.100 3T	8.675 13	—.— OT	—.— OT	35.850 9
10	2694	Sophia Kobel	flip-n-out gym	9.175 11	9.275 9	8.750 8	8.625 14	—.— OT	—.— OT	35.825 10
11	2667	Conery Clark	Pioneer Gymnastics	8.700 14	9.200 10	8.600 10	9.100 4T	—.— OT	—.— OT	35.600 11
12	2646	Devyn Lewis	JENKS GYMNASTICS OK	9.200 8T	9.050 11	8.375 12	8.900 9T	—.— OT	—.— OT	35.525 12
13	2628	Crystal Orrison	Flips Gymnastics	9.350 3T	9.325 8	7.500 14	8.900 9T	—.— OT	—.— OT	35.075 13
14	2691	Gaelyn Doyle	Telstar Gymnastics	9.375 2	8.300 14	7.900 13	9.100 4T	—.— OT	—.— OT	34.675 14